


# L3



**Adaptive fiber laser**

**salvagnini**

# Multitask adaptive fiber laser.

## PRODUCTIVITY

### What factors affect the productivity of a laser?

The productivity of a laser is affected by **market factors**, i.e. everything the system cannot control, such as batch size, frequency of production changes and mix of materials/thicknesses; and by **technological factors**, which are linked to the features of the cutting system, such as source power, level of automation and digitalization.

The **field of application**, with its specific mix of materials, thicknesses and production strategies, is the key factor in the choice of technology: versatile and transversal, as in the case of the L3, or with high dynamics, like the L5.

**Increasingly small batch sizes** need **rapid automation** for rapid or masked-time production changes. Salvagnini offers a wide range of solutions: high-performance systems that are modular and compact for managing increased output, as well as systems that are open to downstream processes and designed to be effectively integrated into the factory's production flow.

The range of thicknesses and the cutting performance depend on the **power of the source**. To meet different production needs, Salvagnini has introduced two sources: 6kW high-density and 10kW.

Efficiency and productivity are achieved by eliminating downtime, optimizing the process and simplifying the control system: these objectives can be reached with **digital solutions** that support the operator's work and the **OPS process software** that manages the exchange of information with the ERP in real time and balances the production flow.


### What is the Salvagnini formula for maximum productivity?

Increasing the productivity of a laser means **guaranteeing efficiency throughout the whole process**. The Salvagnini formula blends the power of the source with intelligent sensors and solutions integrated into the L3 laser, automation upstream and downstream of the cutting process, and digitalization. The result? Higher performance, and an optimized production process.

### What do we mean by intelligent solutions?

The L3 is equipped with a **single laser head**, designed by Salvagnini, used to cut all the allowed materials and thicknesses. It is equipped with the **patented DRY-COOLING system**, used to actively control the temperature of the optics. Its **process sensors** control and adapt the piercing in real time, monitoring any cutting losses, stopping the process, and restarting it with appropriately corrected parameters. The **TRADJUST function**, integrated into the proprietary control, ensures automatic parameter modulation according to the trajectories, making the system easier to use.





**How to combine digitalization with simplification?**

It is the perfect combination: digitalization has led to the development of simple solutions, which have turned several traditional processes into smart production flows. **OPS**, the **modular software for production management**, receives the production list from the factory ERP/MRP in real time and supports the programming activities, defining priorities, rules and algorithms. OPS therefore helps to **automate the process, adding intelligence to the system**. The OPS applications for simplifying workshop management include **PDD**, which supports the operator via the monitor for manual part separation and sorting, and **LPG**, which laser-guides the operator in the pick-up sequence.

# Quick and easy high-quality cutting.

**What are the main trends in the laser world today?**

The market demands cutting-edge systems, with high performance, that are automated yet easy to use, manage and maintain.

The **L3 is an agile laser**: the proprietary functions, the multitask human-machine interface and the artificial vision systems help operators to effortlessly solve the problems in their day-to-day work.

Salvagnini software solutions effectively connect the laser to the factory ERP and other technologies downstream, guaranteeing the traceability of the parts, supporting the operator in sorting the parts and providing progress feedback in real time to the production manager, whether this is human or virtual.

**What are artificial vision systems?**

The artificial vision systems implemented on the L3 simplify activities which require time or generate errors and waste. They are **simple solutions that increase the flexibility of the system** and broaden its field of application. **AVS** turns laser cutting into a work station downstream of punching, thus guaranteeing the maximum precision of the cut parts. **SVS** regains scrap and sheet metal leftovers, responding to urgent needs or replacing any waste in downstream machining activities. **NVS** checks that the laser beam is centered, and uses the machine learning algorithms to monitor the state of the nozzle and reduce waste.





# Process efficiency.

## What are the challenges faced by the companies of tomorrow?

These challenges relate in particular to the **recovery of autonomy and efficiency**. Automating loading/unloading/sorting operations ensures improved cutting system performance and brings benefits to the whole production manufacturing chain. Implementing simple, quick office software reduces the risk of turning programming into the bottleneck of production. Integrating ERP/MRP and process software for managing production automates the distribution of information, helping to create a lean, error-proof production environment.

## How to regain efficiency in cutting?

Automation plays an increasingly important role: the highest performing laser systems require **loading/unloading/sorting devices** that are equally **high-performing**. These solutions not only guarantee greater efficiency and autonomy for the systems they serve, they also **reduce the impact of labor costs and the return-on-investment time**.

## Can configuration affect efficiency?

The data from LINKS, the Salvagnini IoT solution, shows that the efficiency of a stand-alone laser system generally **does not exceed 60%**. This parameter varies with configuration: **systems with automation have average efficiency values** that are much **higher**, reaching **80%** for horizontal loading/unloading solutions and even **90%** if we consider the LTWS store-tower.

## What is the minimum level of automation for an L3 laser?

The minimum level of automation for the L3 laser is the CPE device, the ultra-rapid electrical pallet changer. The raw material always passes above the material that has already been cut, preventing any scrap from previous machining being deposited on the sheet metal.

## How to increase the autonomy of a laser system and reduce bottlenecks?

The LTWS store-tower has automated loading/unloading, an enabling factor for increasing the autonomy of the cutting system. It ensures **different materials and thicknesses are available** for just-in-time production, **reducing waiting times** for sheet metal sourcing, and operator dependency. In contexts marked by low volumes and rapid production changes, LTWS is a winning choice.

## Automation, autonomy and value for money: which to choose?

The LTWS store-tower offers even greater performance when equipped with a **sorting device**: the automatic MCU or the manual TN. The store-tower manages different materials, thicknesses and sizes, reducing waiting times and making loading/unloading extremely fast: just 50 seconds. STORE, the store control software, is able to identify the loading trays, once emptied, as trays on which to stack the cut material, thus increasing operational autonomy.



# Experience and innovation.



## Process efficiency

Advanced technical solutions, full control of the process with cutting-edge sensors, digitalization and the OPS software for real-time production management, **eliminate low-added-value operations, zeroing downtime and reducing the cost per part**, thus increasing factory performance.



## Automation

Storage and automatic loading/unloading/sorting devices **increase the autonomy of the system, regaining efficiency** both in individual processing steps and throughout the production process, eliminating bottlenecks and reducing the impact of labor costs.



## Simple to use

Proprietary functions such as TRADJUST, the simple and intuitive multi-interface, together with great accessibility, the portable terminal on board the machine, the artificial vision systems and the part tracing and identification solutions, allow operators to **effortlessly solve any problems** they come across in their day-to-day work, making the L3 agile and easy to use.

## The result of extensive experience in the field.



Salvagnini was **one of the first companies in the world** to invest in fiber technology. The L3 comes from this long-standing tradition: it is a versatile, productive solution, with reduced consumption and **competitive running costs**, respecting the environment, humans and their work.

**Four versatile models with working ranges from 3 to 6 meters in length: cutting has never been easier!**

# Unique solutions for today's production.

## AIRPLANE STRUCTURE

Salvagnini has patented a **load-bearing beam structure**, with a lightweight **airplane manipulator**, which offers many advantages: high rigidity, rapidity, positioning precision and accessibility to the whole worktable.



## SALVAGNINI LASER HEAD

The L3 has a **single optical head** that cuts the whole range of workable thicknesses with the **highest quality**. Production changes are extremely rapid, because **no adjustments are necessary**. The patented **DRY-COOLING** technology actively controls the temperature of the optics.

## ADAPTABLE CUTTING FUNCTIONS

The **Standard** and **PowerCut** cutting functions allow the operating mode best suited to each production to be chosen. They are easy to activate: **Standard** guarantees greater safety in unmanned manufacturing; **PowerCut** ensures increased reactivity and operational speed.

## TRADJUST: OUR EXPERIENCE AT YOUR SERVICE

The **TRADJUST** function, integrated into the proprietary Salvagnini control system, is used for **automatic modulation of the cutting parameters** according to the trajectories. It makes the L3 easier to use, because it employs a single cutting parameter for each material and thickness, regardless of the size of the cutting profile.



# Intelligent design, intuitive and easy-to-use interface.

**FACE is the Salvagnini human-machine interface for the whole product range.**

It reduces the time required for interaction, as each function is immediately clear and available in just a few clicks.


It is used to control production progress, dynamically manage the production lists, simulate the cutting sequence in real time, and schedule production stops and restarts. It offers support for diagnostics with EasyData2.0.

It simplifies the workflow. The central position of the touch screen monitor also guarantees **total control over all operations**, ensuring full visibility of both the cutting area and the pallet changer. The TM portable terminal makes it easier to perform the main operations in front of the machine.

Operator **ergonomics** and **easy accessibility** are also guaranteed by the sliding doors on the long side, that offer rapid accessibility to the whole worktable.




## Advanced control and process efficiency solutions.



ANC

The **automatic nozzle changer**, with nozzle-holder magazine, increases the autonomy of the L3 in unmanned production.



APC2

The **adaptive process sensor** monitors the piercing in real time, for greater speed and higher quality. It also checks for any cutting losses, and in the event of a fault, stops the process and resumes it with suitably remodulated parameters. It is also used to automatically search for the focal length.



ACUT

L3 is natively set up for cutting with nitrogen and oxygen. The **ACUT option** extends the possibilities of the L3 and allows **cutting with compressed air**, if suitably treated. Productivity is similar to cutting with nitrogen, but with much lower costs.




AQM/APM

These are turnkey devices that are complementary to ACUT and connect directly to the factory pneumatic supply or to a compressor upstream of the system. AQM filters the air, while APM ensures the pressure values required for the cutting process.





SVS 

Artificial vision application that **acquires the image** of a sheet metal leftover positioned on the worktable and **transforms it into a dxf** to be used as the starting format for a new nest.



**SVS is an option in STREAMLASER ON MACHINE, to speed up the management of urgent jobs or replace any waste in downstream machining.**



## NVS

Artificial vision application that checks the **centering of the laser beam** and the **state of the nozzle**. Thanks to the machine learning algorithms, this option can suggest solutions that help to reduce waste.



## AVS

Artificial vision application that **speeds up the centering** of the metal sheet and allows previous **machining operations to be used as references for positioning it**, with no restriction on shape.



# Modular, scalable automation for regaining efficiency.



## Technical data

### MODELS

	L3-30	L3-40	L3-4020	L3-6020
XY working range (mm)	3048 x 1524	4064 x 1524	4064 x 2032	6096 x 2032
Z axis stroke (mm)	100	100	100	100
Maximum XY speed (m/min)	156	156	156	156
Precision <sup>1</sup>				
Position accuracy Pa	0.08	0.08	0.08	0.08
Average position range Ps	0.03	0.03	0.03	0.03

### FIBER SOURCES

	2000 W	3000 W	4000 W	6000 W (L)	6000 W	10000 W
<b>Cutting capacity (maximum thickness in mm)<sup>2</sup></b>						
Steel	15	20	20	25	25	25
Stainless steel	10	12	15	20	20	30
Aluminum	8	10	15	20	20	30
Copper	5	8	8	8	8	10
Brass	5	6	8	8	8	10
<b>Minimum thickness (mm)</b>	0.5					
<b>Consumption (in kW)</b>						
Maximum electricity consumption (in kW) <sup>3</sup>	16	18	21	28	28	45
Average electricity consumption <sup>4</sup>	11	12	13	16	16	26

<sup>1</sup> Measurement calculated according to VDI3441 on maximum axis lengths.  
<sup>2</sup> Cutting quality on limit thicknesses may depend on geometries required, material quality and system operating conditions. At limit values, burrs may be present on the lower edge of the cut. These values are for the Salvagnini reference materials.  
<sup>3</sup> Maximum consumption calculated on a system with standard configuration when cutting 3 reference sheets of mild steel with a thickness of 0.8-6 mm.  
<sup>4</sup> Average consumption calculated on a system with standard configuration when cutting 3 reference sheets of mild steel with a thickness of 0.8-6 mm.


In the laser world, automation is playing an increasingly key role: on the one hand, cutting speeds risk turning loading and unloading into bottlenecks, and on the other hand, automation can help to reduce the impact of labor costs. **The loading/unloading and sorting connections satisfy all automation requirements:** from stand-alone operation, to integration in flexible cells or in automatic lights-out factories.

- CPE • Pallet changer**  
Manual loading and unloading  
MANUAL  AUTO
- ADB • Compact destacker**  
Automatic loading, manual unloading  
MANUAL  AUTO
- ADLU/ADLL • Destacker**  
Automatic loading and unloading  
MANUAL  AUTO
- LTWS • Store-tower**  
Automatic loading and unloading  
MANUAL  AUTO
- AJS • Lights-out manufacturing**  
Automatic loading and unloading  
MANUAL  AUTO



## Salvagnini offers different scalable loading/unloading automation solutions:

- the **CPE** pallet changer for **manual loading-unloading** is used for rapid pallet exchange; the raw material always enters above the outgoing cut sheet;
- the **ADB** connection automatically picks the sheet up from a pack in masked time;
- the **ADLU** and **ADLL** devices automate the loading of the sheet metal and the unloading of the cut sheets, with **very rapid cycle times**; they also eliminate the intermediate handling that is usually done by the operator, and they are designed for integration with the MCU;
- the **LTWS** and **LTWS Compact** store-towers are designed for unmanned loading, unloading and storage of materials; they are compact in size and have **extremely short cycle times**, up to 50 seconds; the loading and unloading devices are independent, **increasing process efficiency** even in extremely rapid cutting programs; autonomy is guaranteed by the availability of several materials, and by the STORE software, which identifies the empty loading trays as trays on which to stack the machined material;
- the **MV** tray-store with picker-crane allows unmanned operation, offering high autonomy in the management of sheet metal and semi-finished or finished parts.



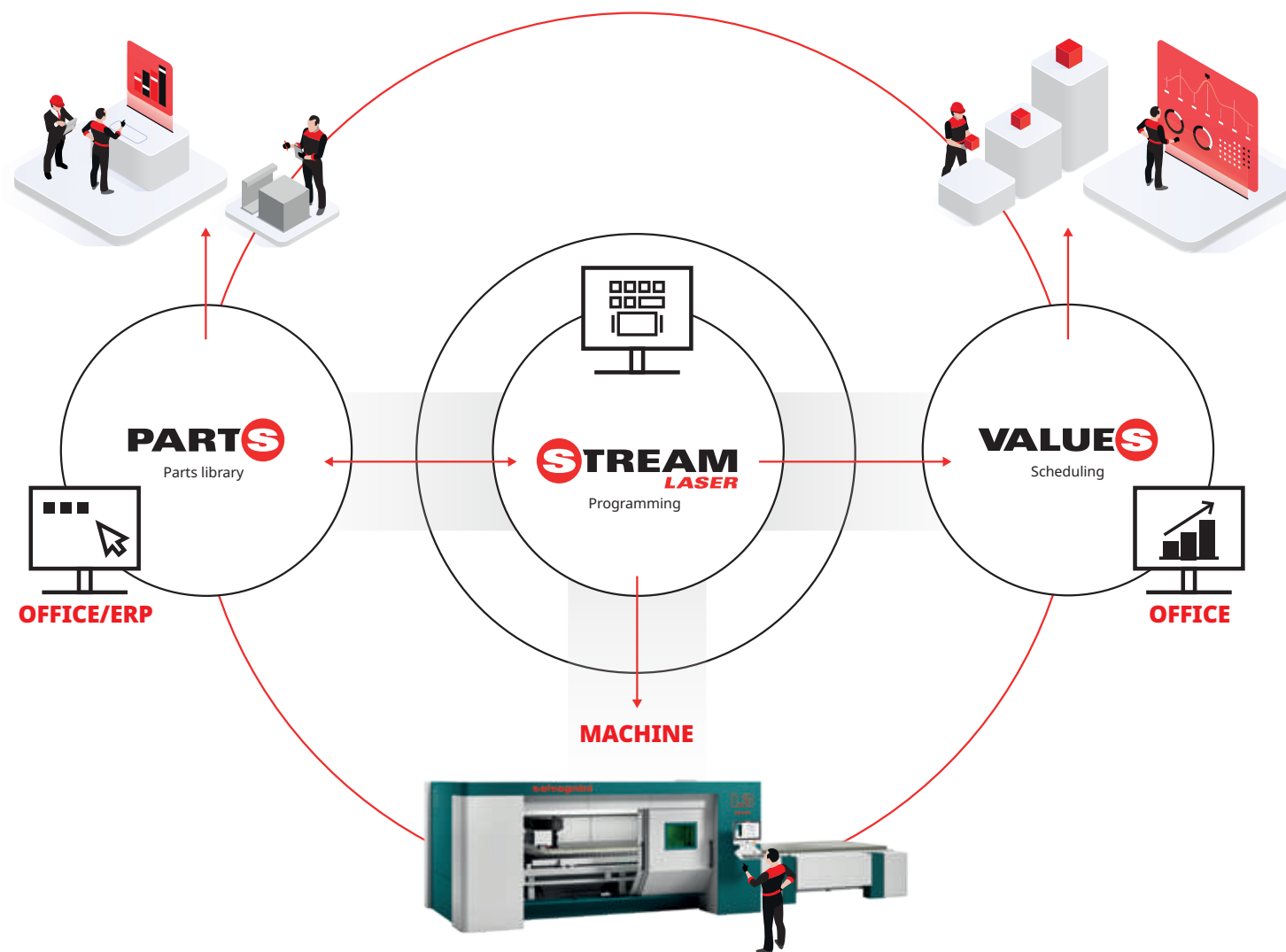
## SORTING SOLUTIONS

- The **TN manual sorting** device helps operators to separate the cut parts from the skeleton, allowing cutting and sorting to proceed in parallel.
- The **MCU automatic sorting** device is used to easily stack parts of different shapes, sizes and weights. In addition to the standard sorting strategy, MCU can work in multi-gripping mode, picking up several parts in sequence with the same gripping device, or in double-picking mode, reducing the time needed to pick up the parts. MCU makes the operators' work easier, and **drastically reduces the waiting times** between the end of cutting and the start of the next production step. It can make single parts available for downstream processing in urgent cases or, if necessary, physically integrate the laser with panel benders or robotized bending cells downstream.
- The **CM software**, combined with the MCU, is used to automatically define the grips on the parts, automatically generating the unloading sequences and the positioning of the stacked parts in the unloading areas. The interface is easy to use, ensuring manual interaction and fine tuning. CM can be used both in the office and on board the machine.



# The software ecosystem.

**STREAM**, Salvagnini's answer to the modern industrial context, is a programming suite that improves reactivity and reduces costs, operating errors and process inefficiencies.



It is the integrated environment for **managing all activities in the office and on the shop floor**; it constitutes a single **point of access for all technologies, from cutting to bending**; it is capable of meeting all planning, programming,


production, management, control and optimization needs throughout the production process. **STREAM** can also be used to **calculate costs**, including those for upstream and downstream processes where necessary.



## **STREAM** LASER

**STREAMLASER** is the programming software for the generation of cutting programs; it includes the following functions:

- **CAM**: creates or allows editing of the 2D model, automatically defines lead-ins and cutting sequences, and calculates the processing path, allowing for manual intervention.
- **Nesting**: automatically, semi-automatically or manually optimize sheet composition starting from a list of parts to be produced.
- **Reverse engineering**: generates the drawing starting from the program.
- **OPTI**: optimizes the use of the sheet and repeatability of the diagrams, minimizing the variability of the nesting layouts.
- **Parametric shapes**: easily and quickly prepares programs and prototypes without starting from a drawing.



## **PARTS**

**PARTS** is the software used to manage the whole database of products and parts:

- it classifies the elements according to common or customized categories;
- it defines the production flows for each part to be machined;
- it is integrated with the CAM software.



## **VALUES**

**VALUES** is the software which provides an accurate estimation of production costs. It allows calculation not only on the basis of the individual technology, but also on the entire process, including upstream and downstream machining where necessary.



# Tools for digital factories.



**Digital transformation** and **Industry 4.0** are key topics for staying competitive on the market. When adopted, they can implement and manage complex, integrated, highly automated high-performance systems, and can help to develop simple solutions that require no structural changes to the production layout, making the world of smart manufacturing much more accessible.



## Coordinate your factory with OPS in real time.

OPS is the Salvagnini modular production management software, used to exchange information in real time between the laser and the factory ERP/ MRP. Depending on the installed modules, OPS can:



**Organize and manage production**, defining the priorities, managing any order changes or cancellations and checking the availability of the raw materials or semi-finished parts needed for production;



**Automatically create nests**, grouping parts by material, thickness, bending technology and tool set-up required for any downstream machining;



**Provide feedback to the factory ERP**, updating material availability and state of production in real time, part by part;



Reduce or eliminate any redundant activities with low added value;



Integrate labeling, traceability and stock management solutions up- and downstream of cutting, minimizing the risk of error and the waiting times.

OPS can take independent decisions, according to a production logic – or a mix of multiple production logics – designed to meet the customer's production needs, transformed into an algorithm. It is also used to exchange information between different technologies, such as the components of an FMC cell, so as to optimize production flows and increase productivity. The digital connection between

different systems, and the easy-to-use software solutions, also help to maximize the production capacity available, increasing technology flexibility and overall factory efficiency. The OPS applications for simplifying workshop management include **PDD**, which supports the operator via the monitor for manual part separation and sorting, and **LPG**, which laser-guides the operator in the pick-up sequence.

## LINKS: IoT to serve efficiency

The Salvagnini IoT solution increases the overall efficiency of the cutting system. LINKS allows real-time monitoring of machine performance, and independent analysis; it offers real-time access to production data, logbooks, performance KPIs and telemetry, as well as parameter monitoring through the Condition Monitoring process.



