

BMBS 300 x 320 CNC-G

Fully-automatic CNC-controlled swivel frame metal-cutting band saw for mitre cuts of up to +60°

Automatic

- ▶ Hydraulically controlled system for both vises, and the saw arm's up and down motion
- ▶ Material feed via ball screw
- ▶ Includes frequency converter as standard for continuously variable adjustment of the saw band speed from 20 - 100 m/min.
- ▶ BRP - saw band monitoring
- ▶ The jaws on the two vises are equipped with long stroke hydraulic cylinders as standard; this removes the need to preset to the material cross-section to be cut
- ▶ With pivoting cutting gap for mitre adjustment
-> thus avoiding cutting the saw table



! For an exhaustive explanation of the controls, see pages 227 – 231



Info & video

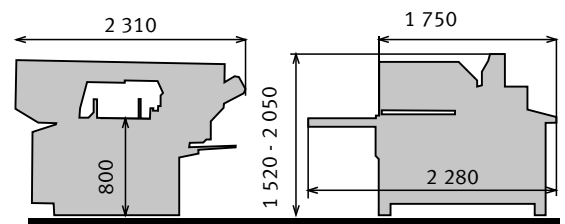


Scope of delivery:

- › Saw band
- › Operating tool
- › Digital angle display
- › Cut probe
- › Chip brush
- › Swivelling control panel
- › With band tension monitoring
- › Long stroke cylinder on both vises
- › Frequency converter,
- › Coolant pump

Model	BMBS 300 x 320 CNC-G
Art. no.	3690055

Technical specifications	
Motor output 3 x 400 V/50 Hz	2.4 kW
Speed stages	Continuously variable
Saw band speeds	20-100 m/min
Saw band dimensions	3 660 x 27 x 0.9 mm
Dimensions (L x W x H)	2 310 x 2 710 x 2 050 mm
Table height material feed	800 mm
Weight	800 kg
Minimum size of material	20 mm
Remaining piece length	115+20 mm

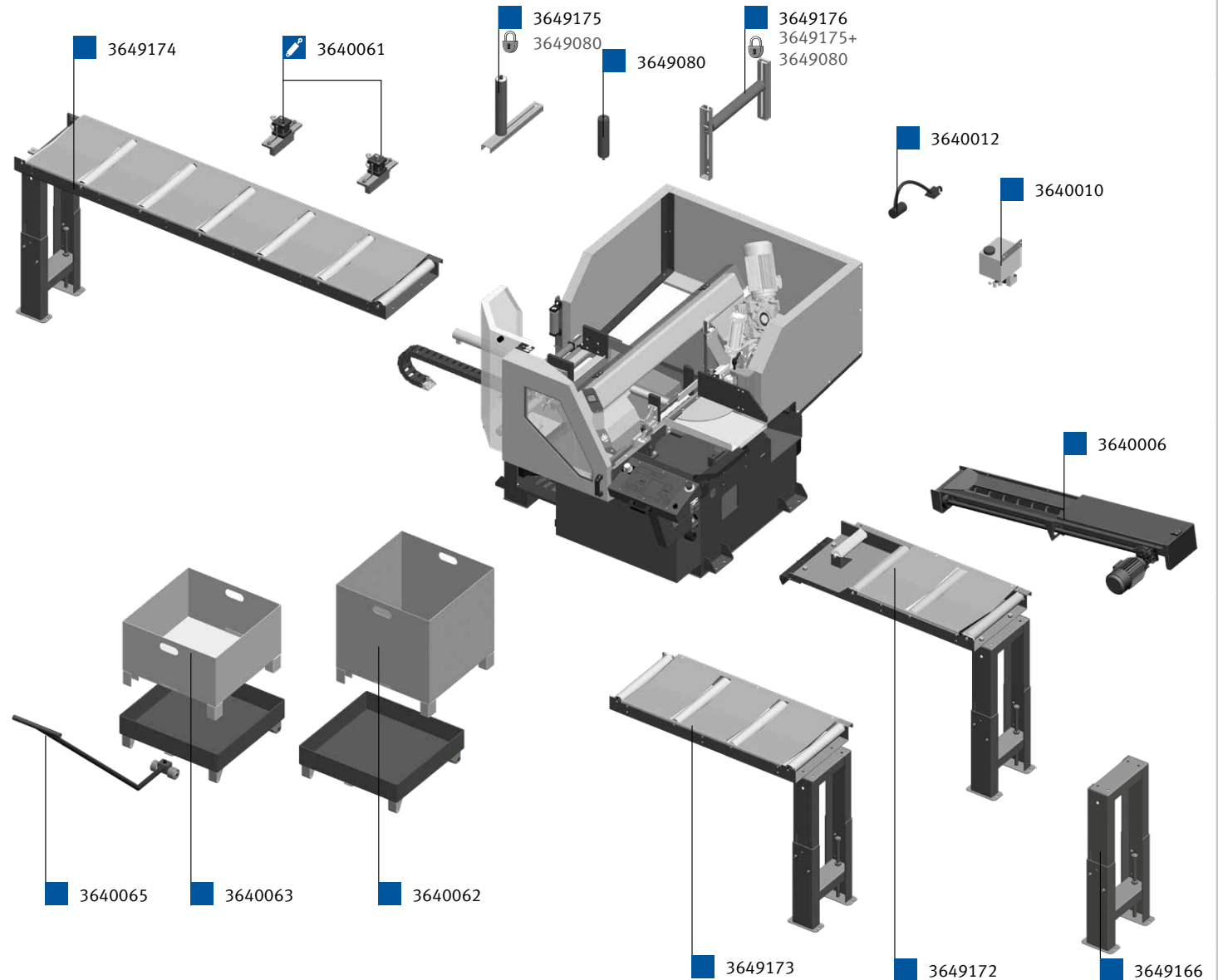
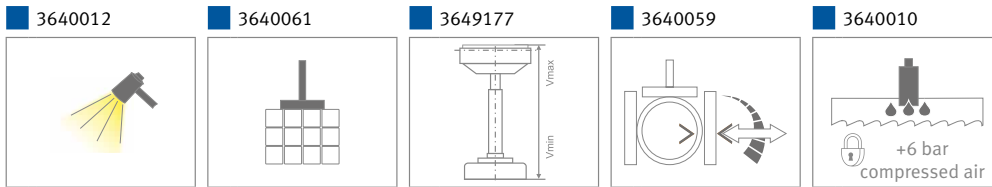


Clamping ranges

mm	0°	45°	60°	a x b
	300	300	200	X
	180 *	110 *	80 *	X
	320 x 300	300 x 250	200 x 200	230 x 120

! We are always happy to perform sample cutting for your material. Call us for details!

* recommended values



Optional accessories (only available from factory)	Art. no.
Workplace lighting	3640012
Micro-spraying system	3640010
Pressure regulator on vice	3640059
Hydr. bundle clamping unit	3640061
Chip conveyor incl. swarf container	3640006
Accessories	
Coolant concentrate 5 l	3601751
Spraying agent 5 l, micro-dosing unit	3608020
Workpiece container	3640062
Swarf container	3640063
Trolley for swarf container and workpiece container	3640065

Roller conveyors 390 mm	Art. no.
Connecting roller conveyor 390 mm discharge side, f. 60° cuts between saw and roller conveyor, 200 kg/m	3649172
1 000 x 390 mm, roller conveyor 200 kg/m	3649173
2 000 x 390 mm, roller conveyor 200 kg/m	3649174
Accessories, roller conveyors 390 mm	
lateral Guide roller 200 mm, moving (requires 3649080)	3649175
lateral Guide roller 200 mm, rigid	3649080
Horizontal bundle clamping roller 390 mm (requires: 3649080 + 3649175)	3649176
Additional leg for increasing the load bearing capacity	3649166
Roller support, height-adjustable, width 390 mm, load-bearing capacity 200 kg	3649177
M42 saw bands	
3 660 x 27 x 0.9 mm 3-4 TPI X-FIT (PU=5)	3655815
3 660 x 27 x 0.9 mm 4-6 TPI X-FIT (PU=5)	3655816
* must be ordered with your order!	

More saw bands and info on Page 283

! When ordering a roller conveyor, always state whether you need a feed or discharge conveyor

Magnetic drilling
Deburring
Metal grinding
Cutting
Notching & punching
Bending
Presses
Circular saws
Roller conveyors
Metal-cutting band saws