

**KEDRON BEARINGS SERVICES LLC**

# **General catalog**



# INTRODUCTION

**KBS - Kedron Bearing Systems LLC is a manufacturer of high grade bearing parts and complete range ball and roller bearings. KBS has achieved global market and technological leadership through innovation in heat treatment and turning process.**

**KBS is among the very best in the production of high speed and super quiet miniature bearings. It is servicing the high end power tools, home appliances, computer application motors, medical equipment.**

**KBS Bearings includes the following type and range:**

Deep Groove Ball Bearings (2mm to 120mm ID)

Thrust Ball Bearings

Self-alignment Ball Bearings

Double Row Angular Contact Ball Bearings

Tapered Roller Bearings

Spherical Roller Bearings (300mm ID)

Cylindrical Roller Bearings (130mm ID)

Bearing Units (90mm ID)

Adapter and Withdrawal sleeves

Slewing Bearings for Construction Equipment

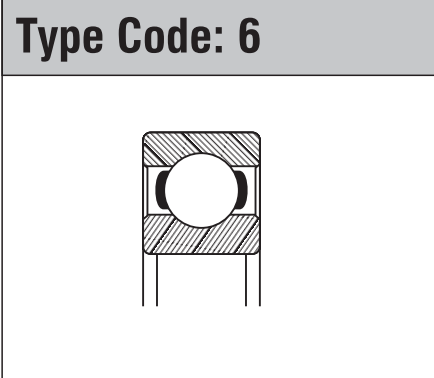
**Our company produces bearings according to ISO standard, and we can also produce special bearing items, as per customers' requirements.**

**KBS invites the bearing distributors of different countries to share in it's success of offering customers a very cost effective premium bearing.**

**We ever try to be close to our customers wherever they are located and to give to them all our trade and technical experience.**

Deep Groove Ball Bearings	1
Miniature Ball Bearings	7
Self-Aligning Ball Bearings	9
Plane Thrust Ball Bearings	13
Angular Contact Ball Bearings	17
Double Row Angular Contact Ball Bearings	23
Spherical Roller Bearings	28
Tapered Roller Bearings	34
Cylindrical Roller Bearings	40
Needle Roller Bearings	44
Pillow Blocks	69
Housing de Signations	76
Split Pillow Blocks	77
Standart and Tolerance	78
Bearing Housing & Accessories	79
Bearing Materials	85
Deep Groove Ball Bearings Tolerance	88
Single Bearing Vibration Speed	93
Adapter Sleeves	95
Spherical Plain Radial Bearings	108
Deep Groove Ball Bearings - INCH	117
Automotive Bearings	119





ID Code	
ID Code	ID mm
00	10
01	12
02	15
03	17
04	20
/22	22
05	25
/28	28
06	30
/32	32
07	35
.....	.....

**6**

**3**

**08**

**2RS**

**V2**

**P5**

**Size designation:**

0: designate extra light series 60xx  
 2: designate light series 62xx  
 3: designate medium light series 63xx  
 4: designate heavy series 64xx  
 8: designate super light series 64xx  
 9: designate super light series 69xx

**V: Noise & vibration grade**

/V1: Adhere to vibration standard value of V1  
 /V2: Adhere to vibration standard value of V2  
 /V3: Adhere to vibration standard value of V3  
 EMQ: Standard electric motor quality  
 EMQ6: Standard EMQ quiet running  
 EMQ5: Special EMQ exceptionally quiet running

**Tolerance class:**

/P0: Equals tolerance class ABEC1  
 /P6: Equals tolerance class ABEC3  
 /P5: Equals tolerance class ABEC5  
 /P4: Equals tolerance class ABEC7

**Clearance:**

/C2: Less than nominal clearance  
 /C0: Nominal clearance, omitted in designation  
 /C3: Larger clearance, than C0  
 /C4: Larger clearance, than C3  
 /C5: Larger clearance, than C4

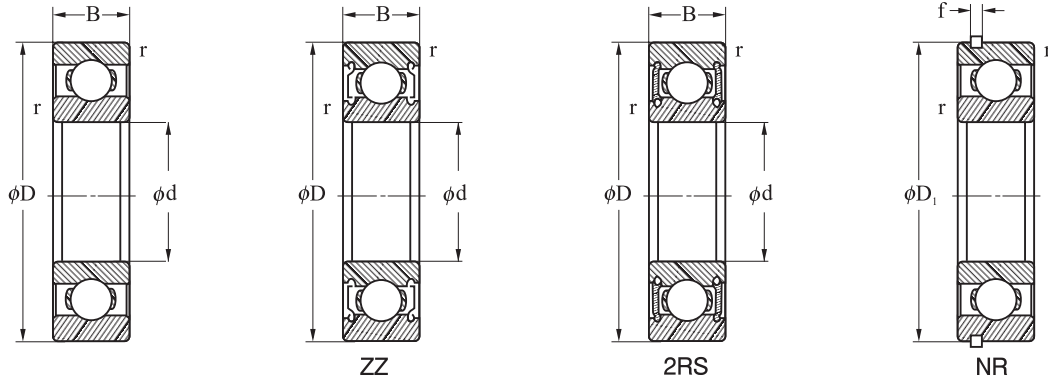
**Working temperature:**

/S0: Working temperature is up to 150 °C  
 /S1: Working temperature is up to 200 °C  
 /S2: Working temperature is up to 250 °C  
 /S3: Working temperature is up to 300 °C  
 /S4: Working temperature is up to 350 °C

**Designs, Types and Features**

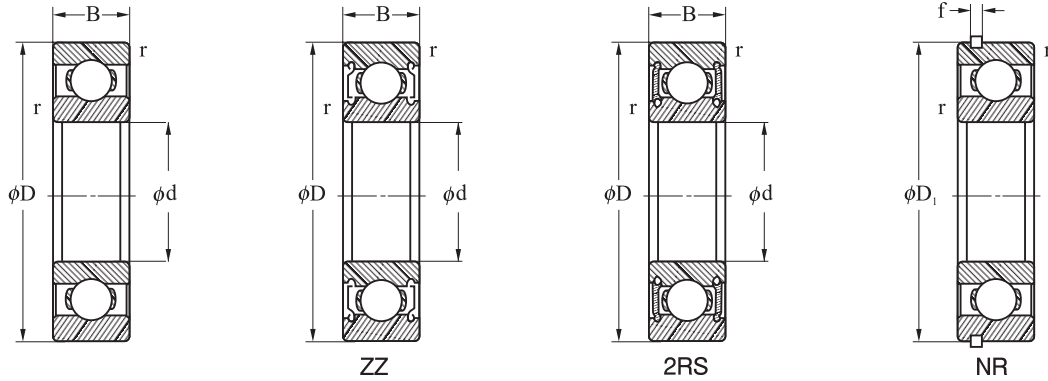
- RS: One seal - contact type
- 2RS: Two seal - contact type
- RZ: One non - contact seals
- 2RZ: Two non - contact seals
- Z: One shield
- ZZ: Two shields
- N: Snap ring groove on the outer ring
- M: Solid brass retainer
- NR: W/snap ring on outer ring
- TN: Glass-fiber reinforced nylon cage

# DEEP GROOVE BALL BEARINGS



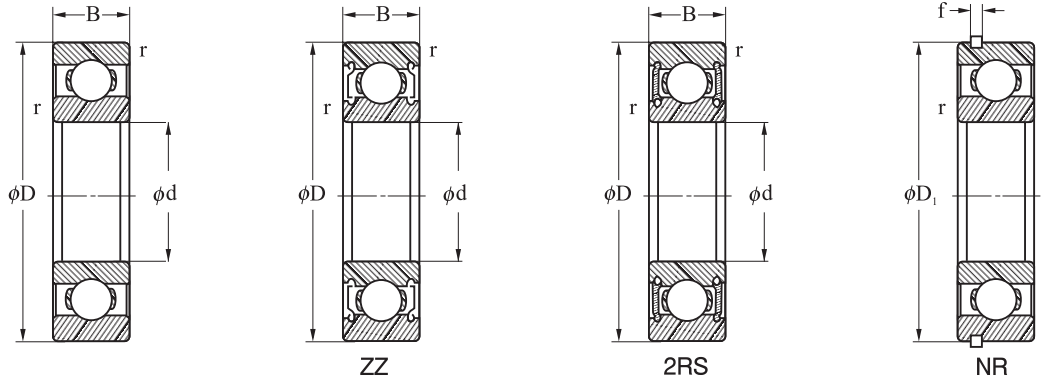
Principal dimensions mm (in)				Weight kg (lb)	Bearing Number				Basic Load Rating kN (lbf)		Limiting Speed (rpm)	
d	D	B	r <sub>min</sub>		Open	W/Shields	W/Seals	W/Snap Ring	Dynamic Cr	Static Cor	Grease	Oil
10 0.3937	19 0.7480	5 0.196	0.3 0.0118	0.005 0.011	6800	ZZ	2RS		1.65 370	0.89 200	30000	36000
	22 0.8661	6 0.236	0.3 0.0118	0.009 0.020	6900	ZZ	2RS		2.43 550	1.22 270	29000	34000
	26 1.0236	8 0.314	0.3 0.0118	0.018 0.040	6000	ZZ	2RS	NR	4.10 922	1.88 420	28000	32000
	30 1.1811	9 0.354	0.6 0.0236	0.032 0.071	6200	ZZ	2RS	NR	4.59 1030	2.39 540	24000	29000
	35 1.3779	11 0.433	0.6 0.0236	0.052 0.115	6300	ZZ	2RS	NR	7.38 1660	3.36 760	22000	26000
	12 0.4724	21 0.8267	5 0.196	0.3 0.0118	0.006 0.013	6801	ZZ	2RS		1.73 390	1.00 230	28000
24 0.9448		6 0.236	0.3 0.0118	0.010 0.022	6901	ZZ	2RS		2.60 590	1.40 320	26000	30000
28 1.1023		7 0.275	0.3 0.0118	0.019 0.042	16001	ZZ	2RS		4.59 1030	2.29 520	25000	29000
28 1.1023		8 0.314	0.3 0.0118	0.022 0.049	6001	ZZ	2RS	NR	4.59 1030	2.29 520	25000	29000
32 1.2598		10 0.393	0.6 0.0236	0.037 0.082	6201	ZZ	2RS	NR	5.49 1240	2.75 620	21000	25000
37 1.4566		12 0.472	1.0 0.0394	0.060 0.132	6301	ZZ	2RS	NR	8.73 1960	4.03 910	19000	23000
15 0.5905	24 0.9448	5 0.196	0.3 0.0118	0.007 0.015	6802	ZZ	2RS		1.87 420	1.21 270	25000	29000
	28 1.1023	7 0.275	0.3 0.0118	0.015 0.033	6902	ZZ	2RS		3.69 830	1.98 450	23000	27000
	32 1.2598	8 0.314	0.3 0.0118	0.027 0.060	16002	ZZ	2RS		5.04 1130	2.73 610	21000	25000
	32 1.2598	9 0.354	0.3 0.0118	0.031 0.068	6002	ZZ	2RS	NR	5.04 1130	2.73 610	21000	25000
	35 1.3779	11 0.433	0.6 0.0236	0.045 0.099	6202	ZZ	2RS	NR	6.98 1570	3.60 810	18000	22000
	42 1.6535	13 0.511	1.0 0.0394	0.083 0.183	6302	ZZ	2RS	NR	10.26 2310	5.23 1180	16000	20000
17 0.6692	26 1.0236	5 0.196	0.3 0.0118	0.007 0.015	6803	ZZ	2RS		2.53 570	1.65 370	23000	27000
	30 1.1811	7 0.275	0.3 0.0118	0.017 0.037	6903	ZZ	2RS		4.46 1000	2.48 560	21000	25000
	35 1.3779	8 0.314	0.3 0.0118	0.033 0.073	1603	ZZ	2RS		6.12 1380	3.22 720	19000	23000
	35 1.3779	10 0.393	0.3 0.0118	0.041 0.090	6003	ZZ	2RS	NR	6.12 1380	3.22 720	19000	23000
	40 1.5748	12 0.472	0.6 0.0236	0.067 0.148	6203	ZZ	2RS	NR	8.64 1940	4.60 1040	17000	20000
	47 1.8503	14 0.551	1.0 0.0394	0.113 0.249	6303	ZZ	2RS	NR	12.15 2730	6.29 1420	15000	18000
20 0.7874	32 1.2598	7 0.275	0.3 0.0118	0.017 0.037	6804	ZZ	2RS		3.60 810	2.37 530	20000	24000
	37 1.4566	9 0.354	0.3 0.0118	0.037 0.082	6904	ZZ	2RS		5.76 1300	3.55 800	18000	22000
	42 1.6535	8 0.314	0.3 0.0118	0.048 0.106	16004	ZZ	2RS		7.11 1600	4.32 970	17000	20000
	42 1.6535	12 0.472	0.6 0.0236	0.068 0.150	6004	ZZ	2RS	NR	8.46 1900	4.85 1090	17000	20000
	47 1.8503	14 0.551	1.0 0.0394	0.107 0.236	6204	ZZ	2RS	NR	11.52 2590	6.65 1500	15000	17000
	52 2.0472	15 0.590	1.1 0.0433	0.145 0.320	6304	ZZ	2RS	NR	14.31 3220	7.58 1710	13000	16000
22 0.8661	44 1.7322	12 0.472	0.6 0.0236	0.074 0.163	60/22	ZZ	2RS		8.46 1900	4.85 1090	16000	19000
	50 1.9685	14 0.551	1.0 0.0394	0.119 0.262	62/22	ZZ	2RS		11.61 2610	5.84 1310	13000	16000
	56 2.2047	16 0.629	1.1 0.0433	0.179 0.395	63/22	ZZ	2RS		16.56 3730	8.88 2000	12000	14000
25 0.9842	37 1.4566	7 0.275	0.3 0.0118	0.021 0.046	6805	ZZ	2RS		3.87 870	2.83 640	17000	20000
	42 1.6535	9 0.354	0.3 0.0118	0.042 0.093	6905	ZZ	2RS		6.35 1430	4.37 980	15000	18000
	47 1.8503	8 0.314	0.3 0.0118	0.059 0.130	16005	ZZ	2RS		7.52 1690	4.90 1100	14000	17000
	47 1.8503	12 0.472	0.6 0.0236	0.079 0.174	6005	ZZ	2RS	NR	9.09 2050	5.62 1260	14000	17000

# DEEP GROOVE BALL BEARINGS



Principal dimensions mm (in)				Weight kg (lb)	Bearing Number				Basic Load Rating kN (lbf)		Limiting Speed (rpm)		
d	D	B	r <sub>min</sub>		Open	W/Shields	W/Seals	W/Snap Ring	Dynamic Cr	Static Cor	Grease	Oil	
25 0.9842	52 2.0472	15 0.5905	1.0 0.039	0.129 0.284	6205	ZZ	2RS	NR	12.60 2840	7.54 1700	12000	14000	
	62 2.4409	17 0.6692	1.1 0.043	0.235 0.518	6305	ZZ	2RS	NR	19.08 4290	10.46 2350	11000	13000	
	68 2.6771	18 0.7086	1.1 0.043	0.287 0.633									
28 1.1023	52 2.0472	12 0.4724	0.6 0.023	0.096 0.212	60/28	ZZ	2RS	NR	11.25 2530	7.10 1600	13000	15000	
	58 2.2834	16 0.6299	1.0 0.039	0.175 0.386	62/28	ZZ	2RS	NR	16.11 3620	9.36 2110	11000	13000	
	68 2.6771	18 0.7086	1.1 0.043	0.287 0.633	63/28	ZZ	2RS	NR	24.03 5410	13.44 3020	10000	12000	
30 1.1811	42 1.6535	7 0.2755	0.3 0.011	0.024 0.053	6806	ZZ	2RS		4.23 950	3.50 790	14000	17000	
	47 1.8503	9 0.3543	0.3 0.011	0.052 0.115	6906	ZZ	2RS		6.53 1470	4.80 1080	13000	16000	
	55 2.1653	9 0.3543	0.3 0.011	0.087 0.192	16006	ZZ	2RS		10.08 2270	7.06 1590	12000	14000	
	55 2.1653	13 0.5118	1.0 0.039	0.116 0.256	6006	ZZ	2RS	NR	11.88 2670	7.97 1790	12000	14000	
	62 2.4409	16 0.6299	1.0 0.039	0.199 0.439	6206	ZZ	2RS	NR	17.55 3950	10.85 2440	10000	12000	
	72 2.8346	19 0.7480	1.1 0.043	0.345 0.766	6306	ZZ	2RS	NR	24.03 5410	14.40 3240	9500	11000	
32 1.2598	58 2.2834	13 0.5118	1.0 0.039	0.122 0.269	60/32	ZZ	2RS		13.59 3060	8.78 1780	11000	14000	
	65 2.5590	17 0.6692	1.0 0.039	0.225 0.496	62/32	ZZ	2RS		18.63 4190	11.14 2510	10000	11000	
	75 2.9527	20 0.7874	1.1 0.043	0.389 0.858	63/32	ZZ	2RS	NR	26.82 6030	16.22 3650	9000	10000	
35 1.3779	47 1.8503	7 0.2755	0.3 0.011	0.027 0.060	6807	ZZ	2RS		4.41 990	3.89 880	12000	15000	
	55 2.1653	10 0.3937	0.6 0.023	0.075 0.165	6907	ZZ	2RS		10.08 2270	7.15 1610	11000	14000	
	62 2.4409	9 0.3543	0.3 0.011	0.107 0.236	16007	ZZ	2RS		10.53 2370	7.87 1770	11000	13000	
	62 2.4409	14 0.5511	1.0 0.039	0.151 0.333	6007	ZZ	2RS	NR	14.40 3240	9.89 2230	11000	13000	
	72 2.8346	17 0.6692	1.1 0.043	0.284 0.626	6207	ZZ	2RS	NR	23.13 5200	14.69 3310	9300	10000	
	80 3.1496	41 1.6141	1.5 0.059	0.464 1.023	6307	ZZ	2RS	NR	30.15 6780	18.34 4130	8400	9500	
40 1.5748	52 2.0472	7 0.2755	0.3 0.011	0.031 0.068	6808	ZZ	2RS		4.59 1030	4.22 950	11000	13000	
	62 2.4409	12 0.4724	0.6 0.023	0.112 0.247	6908	ZZ	2RS		13.14 2960	9.79 2200	10000	12000	
	68 2.6771	9 0.3543	0.3 0.011	0.130 0.287	16008	ZZ	2RS		11.34 2550	9.26 2080	9500	11000	
	68 2.6771	15 0.5905	1.0 0.039	0.190 0.419	6008	ZZ	2RS	NR	15.12 3400	11.04 2480	9500	11000	
	80 3.1496	18 0.7086	1.1 0.043	0.366 0.807	6208	ZZ	2RS	NR	26.19 5890	17.09 3850	8300	9500	
	90 3.5433	23 0.9055	1.5 0.059	0.636 1.402	6308	ZZ	2RS	NR	36.45 8200	23.04 5180	7400	8700	
45 1.7716	58 2.2834	7 0.2755	0.3 0.011	0.038 0.084	6809	ZZ	2RS		5.76 1300	5.42 1220	10000	11000	
	68 2.6771	12 0.4724	0.6 0.023	0.126 0.278	6909	ZZ	2RS		13.59 3060	10.75 2420	9300	11000	
	75 2.9527	10 0.3937	0.6 0.023	0.167 0.368	16009	ZZ	2RS		11.61 2610	10.08 2270	8700	10000	
	75 2.9527	16 0.6299	1.0 0.039	0.241 0.531	6009	ZZ	2RS	NR	18.90 4250	14.50 3260	8700	10000	
	85 3.3464	19 0.7480	1.1 0.043	0.420 0.926	6209	ZZ	2RS	NR	29.25 6580	19.58 4410	7400	8700	
	100 3.9370	25 0.9842	1.5 0.059	0.829 1.828	6309	ZZ	2RS	NR	47.70 10730	30.72 6910	6700	7800	
50 1.9685	65 2.5590	7 0.2755	0.3 0.011	0.050 0.110	6810	ZZ	2RS		5.94 1340	5.86 1320	9100	10000	
	72 2.8346	12 0.4724	0.6 0.023	0.135 0.298	6910	ZZ	2RS		14.04 3160	11.71 2630	8500	10000	
	80 3.1496	10 0.3937	0.6 0.023	0.175 0.386	16010	ZZ	2RS		11.88 2670	10.85 2440	8000	9300	
	80 3.1496	16 0.6299	1.0 0.039	0.261 0.576	6010	ZZ	2RS	NR	19.62 4410	15.94 3590	8000	9300	

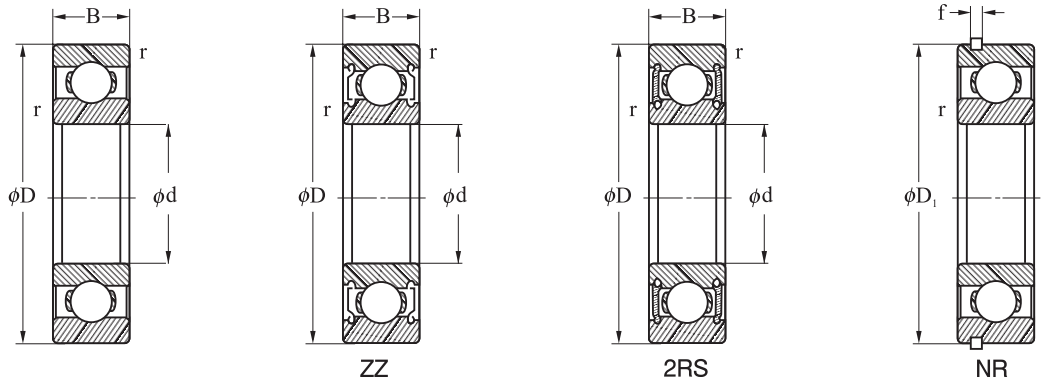
# DEEP GROOVE BALL BEARINGS



Principal dimensions mm (in)				Weight kg (lb)	Bearing Number				Basic Load Rating kN (lbf)		Limiting Speed (rpm)							
d	D	B	r <sub>min</sub>		Open	W/Shields	W/Seals	W/Snap Ring	Dynamic Cr	Static Cor	Grease	Oil						
50 1.9685	90 3.5433	20 0.7874	1.1 0.043	0.459 1.012 1.060	6210	ZZ	2RS	NR	31.50 790 55.80 12560	22.37 5030 36.96 8320	6700	7900						
	110 4.3307	27 1.0629	2.0 0.079		6310	ZZ	2RS	NR										
	125 4.9212	33 1.2992	2.1 0.083		6410	ZZ	2RS	NR										
55 2.1653	72 2.8346	9 0.3543	0.3 0.012	0.081 0.179 0.189 0.417 0.257 0.557 0.381 0.840	6811	ZZ	2RS		7.92 1780 14.40 3240 16.74 3770 25.47 5730 39.15 8810 64.35 14480	7.78 1750 12.77 2870 14.69 3310 20.35 4580 28.03 3610 43.20 9720	8300	9500						
	80 3.1496	13 0.5118	1.0 0.039		6911	ZZ	2RS											
	90 3.5433	11 0.4330	0.6 0.024		16011	ZZ	2RS											
	90 3.5433	18 0.7086	1.1 0.043		6011	ZZ	2RS	NR										
	100 3.9370	21 0.8267	1.5 0.059		6211	ZZ	2RS	NR										
	120 4.7244	29 1.1417	2.0 0.079		6311	ZZ	2RS	NR										
60 2.3622	78 3.0708	10 0.3937	0.3 0.012	0.103 0.227 0.192 0.423 0.281 0.620 0.412 0.908 0.783 1.727 1.720 3.793	6812	ZZ	2RS		10.35 2330 14.76 3320 18.00 4050 26.55 5970 47.25 10630 73.80 16610	10.18 2290 13.73 3090 16.80 3780 22.27 5010 34.56 7780 49.92 11230	7600	8900						
	85 3.3464	13 0.5118	1.0 0.039		6912	ZZ	2RS											
	95 3.7401	11 0.4330	0.6 0.024		16012	ZZ	2RS											
	95 3.7401	18 0.7086	1.1 0.043		6012	ZZ	2RS	NR										
	110 4.3307	22 0.8661	1.5 0.059		6212	ZZ	2RS	NR										
	130 5.1181	31 1.2204	2.1 0.083		6312	ZZ	2RS	NR										
	65 2.5590	85 3.3464	10 0.3937		0.6 0.024	0.128 0.282 0.218 0.481 0.300 0.662 0.439 0.968 1.000 2.205 2.110 4.653	6813	ZZ					2RS		10.44 2350 15.66 3520 18.45 4150 27.45 6180 51.75 11640 83.25 18730	10.56 2370 15.46 3480 17.95 4040 24.19 5470 38.40 8640 57.60 12960	7000	8300
		90 3.5433	13 0.5118		1.0 0.039		6913	ZZ					2RS					
100 3.9370		11 0.4330	0.6 0.024	16013	ZZ		2RS											
100 3.9370		18 0.7086	1.1 0.043	6013	ZZ		2RS	NR										
120 4.7244		23 0.9055	1.5 0.059	6213	ZZ		2RS	NR										
140 5.5118		33 1.2992	2.1 0.083	6313	ZZ		2RS	NR										
70 2.7559		90 3.5433	10 0.3937	0.6 0.024	0.134 0.295 0.349 0.770 0.441 0.972 0.608 1.341 1.090 2.403 2.570 5.667		6814	ZZ	2RS		10.89 2450 21.33 4800 21.96 4940 34.20 7700 55.80 12560 93.60 21060	11.42 2570 20.35 4580 21.70 4880 29.76 6700 42.24 9500 65.28 14690	6600	7700				
		100 3.9370	16 0.6299	1.0 0.039			6914	ZZ	2RS									
	110 4.3307	13 0.5118	0.6 0.024	16014		ZZ	2RS											
	110 4.3307	20 0.7874	1.1 0.043	6014		ZZ	2RS	NR										
	125 4.9212	24 0.9448	1.5 0.059	6214		ZZ	2RS	NR										
	150 5.9055	35 1.3779	2.1 0.083	6314		ZZ	2RS	NR										
	75 2.9527	95 3.7401	10 0.3937	0.6 0.024		0.149 0.0329 0.364 0.803 0.463 1.021 0.649 1.431 1.190 2.624 3.080 6.791	6815	ZZ	2RS						11.25 2530 21.96 4940 22.50 5060 35.55 8000 59.40 13370 101.70 22880	12.38 2790 21.70 4880 23.04 5180 32.16 7240 47.52 10690 73.92 16630	6100	7200
		105 4.1338	16 0.6299	1.0 0.039			6915	ZZ	2RS									
115 4.5275		13 0.5118	0.6 0.024	16015	ZZ		2RS											
115 4.5275		20 0.7874	1.1 0.043	6015	ZZ		2RS	NR										
130 5.1181		25 0.9842	1.5 0.059	6215	ZZ		2RS	NR										
160 6.2992		37 1.4566	2.1 0.083	6315	ZZ		2RS	NR										
80 3.1496		100 3.9370	10 0.3937	0.6 0.024	0.051 0.333 0.391 0.862 0.621 1.369 0.872 1.923		6816	ZZ	2RS		11.43 2570 22.41 5040 22.86 5140 42.75 9620	12.77 2870 23.04 5180 24.10 5420 38.40 8640	5700	6700				
		110 4.3307	16 0.6299	1.0 0.039			6916	ZZ	2RS									
	125 4.9212	14 0.5511	0.6 0.024	16016		ZZ	2RS											
	125 4.9212	22 0.8661	1.1 0.043	6016		ZZ	2RS	NR										

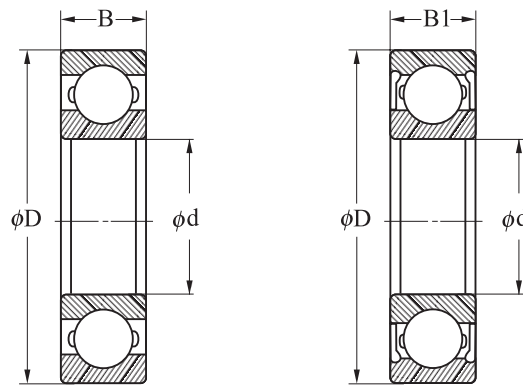


# DEEP GROOVE BALL BEARINGS



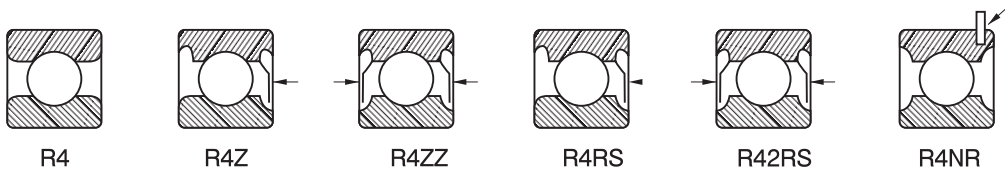
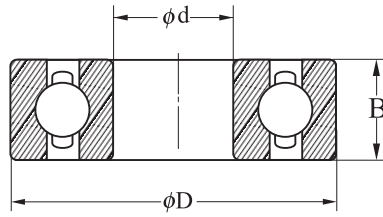
Principal dimensions mm (in)				Weight kg (lb)	Bearing Number				Basic Load Rating kN (lbf)		Limiting Speed (rpm)	
d	D	B	r <sub>min</sub>		Open	W/Shields	W/Seals	W/Snap Ring	Dynamic Cr	Static Cor	Grease	Oil
80 3.1496	140 5.5118	26 1.0236	2.0 0.079	1.420 3.131	6216	ZZ	2RS	NR	65.25 14680	60.48 13610	4300	5000
	170 6.6929	39 1.5354	2.1 0.083	3.670 8.092	6316	ZZ	2RS	NR	110.70 24910	83.04 18680	3800	4500
	110 4.3307	13 0.5118	1.0 0.039	0.263 0.580	6817	ZZ	2RS		16.83 3790	18.24 4100	5400	6400
85 3.3464	120 4.7244	18 0.7086	1.1 0.043	0.550 1.213	6917	ZZ	2RS		28.80 6480	28.42 6390	5100	6000
	130 5.1181	14 0.5511	0.6 0.024	0.652 1.438	16017	ZZ	2RS		23.31 5240	25.15 5660	4800	5600
	130 5.1181	22 0.8661	1.1 0.043	0.918 2.024	6017	ZZ	2RS	NR	44.55 10020	41.28 9290	4800	5600
	150 5.9055	28 1.1023	2.0 0.079	1.760 3.881	6217	ZZ	2RS	NR	75.15 16910	61.44 13820	4000	4800
	180 7.0866	41 1.6141	3.0 0.118	4.280 9.437	6317	ZZ	2RS	NR	119.70 26930	93.12 20950	3600	4300
	115 4.5275	13 0.5118	1.0 0.039	0.276 0.609	6818	ZZ	2RS		17.10 3850	18.91 4250	5100	6000
	125 4.9212	18 0.7086	1.1 0.043	0.585 1.290	6918	ZZ	2RS		29.70 6680	30.24 6800	4800	5700
90 3.5433	140 5.5118	16 0.6299	1.0 0.039	0.873 1.925	16018	ZZ	2RS		30.15 6780	32.16 7240	4500	5300
	140 5.5118	24 0.9448	1.5 0.059	1.190 2.624	6018	ZZ	2RS	NR	52.20 11750	47.52 10690	4500	5300
	160 6.2992	30 1.1811	2.0 0.079	2.180 4.807	6218	ZZ	2RS	NR	86.40 19440	68.64 15440	3800	4500
	190 7.4803	43 1.6929	3.0 0.118	4.980 10.981	6318	ZZ	2RS	NR	128.70 28960	102.72 23110	3400	4000
	120 4.7244	13 0.5118	1.0 0.039	0.297 0.655	6819	ZZ	2RS		17.37 3910	19.68 4430	4800	5600
	130 5.1181	18 0.7086	1.1 0.043	0.601 1.325	6919	ZZ	2RS		30.15 6780	32.16 7240	4600	5400
	145 5.7086	16 0.6299	1.0 0.039	0.904 1.993	16019	ZZ	2RS		31.05 6990	33.60 7560	4300	5000
95 3.7401	145 5.7086	24 0.9448	1.5 0.059	1.230 2.712	6019	ZZ	2RS	NR	54.45 12250	51.84 11670	4300	5000
	170 6.6929	32 1.2598	2.1 0.083	2.640 5.821	6219	ZZ	2RS	NR	98.10 22070	78.72 17710	3500	4200
	200 7.8740	45 1.7716	3.0 0.118	5.760 12.701	6319	ZZ	2RS	NR	137.70 30980	114.24 25700	3100	3700
	125 4.9212	13 0.5118	1.0 0.039	0.310 0.684	6820	ZZ	2RS	NR	17.64 3970	20.35 4580	4600	5300
	140 5.5118	20 0.7874	1.1 0.043	0.828 1.826	6920	ZZ	2RS	NR	36.90 8300	37.92 8530	4300	5000
	150 5.9055	24 0.9448	1.5 0.059	1.290 2.844	6020	ZZ	2RS	NR	54.00 12150	51.84 11660	4000	4800
	180 7.0866	34 1.3385	2.1 0.083	3.170 6.990	6220	ZZ	2RS	NR	109.80 24710	89.28 20090	3300	4000
100 3.9370	215 8.4645	47 1.8503	3.0 0.118	7.040 15.523	6320	ZZ	2RS	NR	155.70 35030	135.36 30460	3000	3500
	160 6.2992	26 1.0236	2.0 0.079	1.590 3.506	6021	ZZ	2RS	NR	72.50 16310	65.50 14730	4000	4700
	190 7.4803	36 1.4173	2.1 0.083	3.700 8.159	6221	ZZ	2RS	NR	133.00 29930	105.00 23630	3400	4000
	225 8.8582	49 1.9291	3.0 0.118	8.050 17.750	6321	ZZ	2RS		184.00 41400	153.00 34430	3000	3600
	170 6.6929	28 1.1023	2.0 0.079	1.960 4.322	6022	ZZ	2RS	NR	82.00 18450	73.00 16430	3800	4500
	200 7.8740	38 1.4960	2.1 0.083	4.360 9.614	6222	ZZ	2RS	NR	144.00 32400	117.00 26330	3200	3800
	240 9.4488	50 1.9685	3.0 0.118	9.540 21.036	6322	ZZ	2RS		205.00 46130	179.00 40280	2900	3400
120 4.7244	180 7.0866	28 1.1023	2.0 0.079	2.070 4.564	6024	ZZ	2RS	NR	85.00 19130	79.50 17890	4500	4100
	215 8.4645	40 1.5748	2.1 0.083	5.150 11.356	6224	ZZ	2RS		155.00 34880	131.00 29480	2900	3400
	260 10.2362	55 2.1653	3.0 0.118	12.40 27.342	6324				207.00 46580	185.00 41630	2600	3100
	200 7.8740	33 1.2992	2.0 0.079	3.160 6.968	6026	ZZ	2RS	NR	106.00 23850	101.00 22730	3200	3800
130 5.1181	230 9.0551	40 1.5748	3.0 0.118	5.820 12.833	6226				167.00 37580	146.00 32850	2700	3100
	280 11.0236	58 2.2834	4.0 0.157	15.30 33.737	6326				229.00 51530	214.00 48150	2400	2800

# MINIATURE BALL BEARINGS



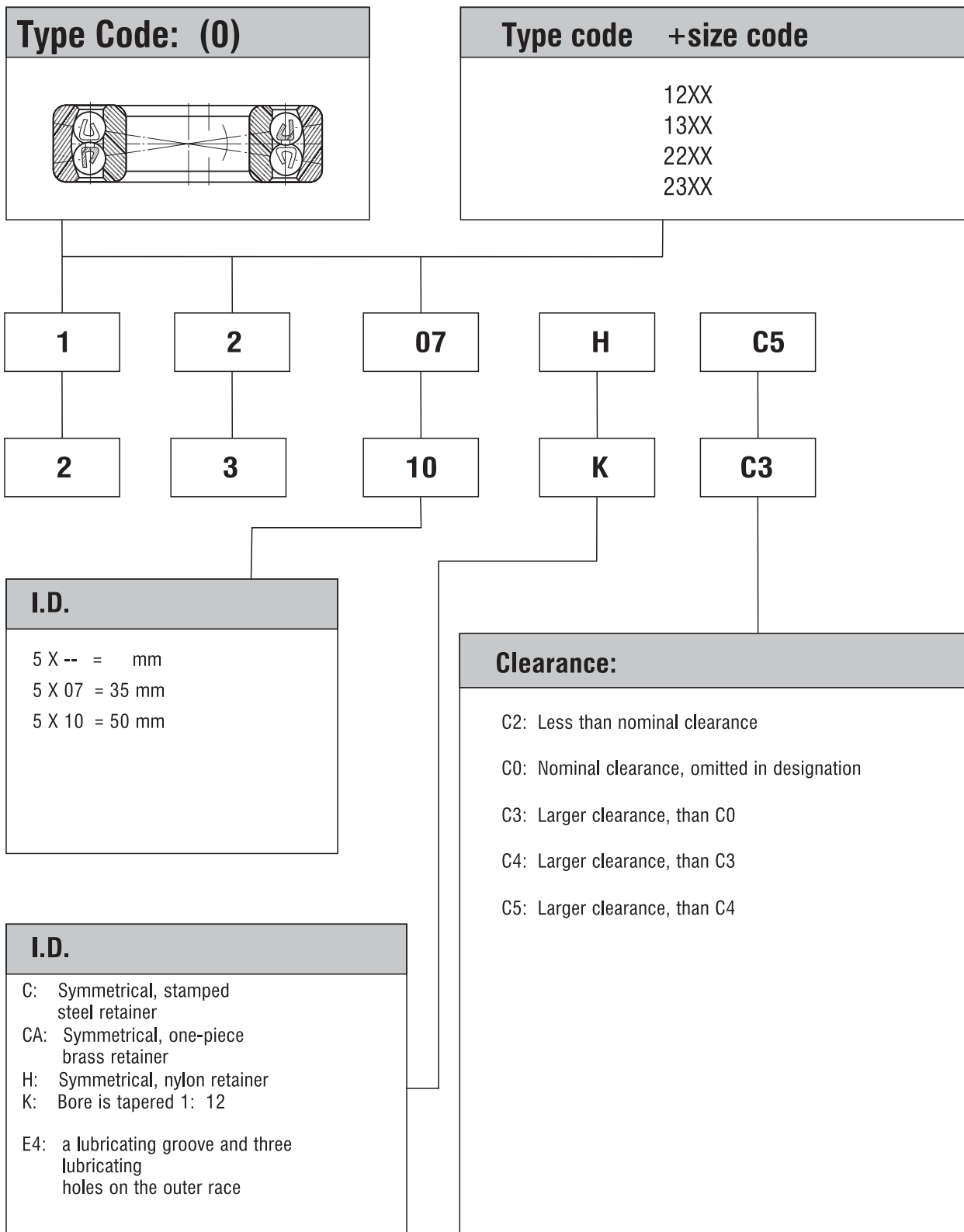
Principal dimensions mm (in)					Weight kg (lb)	Bearing Number		Basic Load Rating kN (lbf)		Limiting Speed (rpm)							
d	D	B	B1	r <sub>smin</sub>		Open	W/Shields	Dynamic C <sub>r</sub>	Static Cor	Grease	Oil						
<b>3</b> 0.1181	6	2.0	2.5	0.08	0.20	<b>673</b>	ZZ	242	94	60000	71000						
	0.2362	0.0787	0.0984	0.003				54450	21150								
	7	2.0	3.0	0.10				0.33	<b>683</b>			ZZ	390	130	58000	68000	
	0.2755	0.1181	0.1181	0.003				87750	29250								
	8	3.0	4.0	0.15				0.61	<b>693</b>			ZZ	560	180	54000	63000	
	0.3149	0.1181	0.1574	0.005				126000	40500								
9	3.0	5.0	0.15	0.92	1.60	<b>603</b>	ZZ	635	219	50000	59000						
0.3543	0.1181	0.1968	0.005	142880				49280									
10	4.0	4.0	0.15	0.33				<b>623</b>	ZZ			640	224	50000	58000		
0.3937	0.1574	0.1574	0.003	144000				50400									
4	2.0	2.5	0.08	0.28				<b>674</b>	ZZ			269	117			54000	63000
0.1574	0.0787	0.0984	0.003									10020	26330				
9	2.5	4.0	0.10		0.67	<b>684</b>	ZZ			640	224	49000	57000				
0.2755	0.0984	0.1574	0.003		144000	50400											
11	4.0	4.0	0.15		1.80	<b>694</b>	ZZ			715	276			45000	52000		
0.4330	0.1574	0.1574	0.005		160880	62100											
12	4.0	4.0	0.20	2.10	<b>604</b>	ZZ	970	360	43000	51000							
0.4724	0.1574	0.1574	0.007	218250	81000												
13	5.0	5.0	0.20	3.20	<b>624</b>	ZZ	1310	490			42000	49000					
0.5118	0.1968	0.1968	0.007	294750	110250												
16	5.0	5.0	0.30	5.10	<b>634</b>	ZZ	1760	680					37000	44000			
0.6299	0.1968	0.1968	0.011	396000	153000												
5	2.0	2.5	0.08	0.32	<b>675</b>	ZZ	292	142	49000	57000							
0.1968	0.0787	0.0984	0.003				65700	31950									
11	3.0	5.0	0.15				1.10	<b>685</b>			ZZ	715			282	43000	51000
0.4330	0.1181	0.1968	0.005				160880	63450									
13	4.0	4.0	0.20				2.40	<b>695</b>			ZZ	1080	430	40000	47000		
0.5118	0.1574	0.1574	0.007				243000	96750									
14	5.0	5.0	0.20	3.50	<b>605</b>	ZZ	1330	505	39000	46000							
0.5511	0.1968	0.1968	0.007	299250	113630												
16	5.0	5.0	0.30	4.80	<b>625</b>	ZZ	1760	680			37000	44000					
0.6299	0.1968	0.1968	0.011	396000	153000												
19	6.0	6.0	0.30	8.00	<b>635</b>	ZZ	2340	885					34000	40000			
0.7480	0.2362	0.2362	0.011	526500	199130												
6	2.5	3.0	0.10	0.65	<b>676</b>	ZZ	530	240	43000	51000							
0.2362	0.0984	0.1181	0.003				119250	54000									
13	3.5	5.0	0.15				1.90	<b>686</b>			ZZ	1080			440	39000	46000
0.5118	0.1377	0.1968	0.005				243000	99000									
15	5.0	5.0	0.20				3.80	<b>696</b>			ZZ	1350	530	37000	44000		
0.5905	0.1968	0.1968	0.007				303750	119250									
17	6.0	6.0	0.30	6.00	<b>606</b>	ZZ	2190	865	35000	42000							
0.6692	0.2362	0.2362	0.011	492750	194630												
19	6.0	6.0	0.30	8.10	<b>626</b>	ZZ	2340	885			34000	40000					
0.7480	0.2362	0.2362	0.011	526500	199130												
7	2.5	3.0	0.10	0.67	<b>677</b>	ZZ	555	269					40000	47000			
0.2755	0.0984	0.1181	0.003				124880	60530									
14	3.5	5.0	0.15				2.10	<b>687</b>	ZZ	1170					510	37000	44000
0.5511	0.1377	0.1968	0.005				263250	114750									
17	5.0	5.0	0.30				5.20	<b>697</b>	ZZ	1610	715	35000			41000		
0.6692	0.1968	0.1968	0.011				262250	160880									
19	6.0	6.0	0.30	8.00	<b>607</b>	ZZ	2240	910	34000	40000							
0.7480	0.2362	0.2362	0.011	504000	204750												
22	7.0	7.0	0.30	13.00	<b>627</b>	ZZ	3350	1400			32000		37000				
0.8661	0.2755	0.2755	0.011	753750	315000												
8	2.5	3.5	0.10	0.75	<b>678</b>	ZZ	575	298				38000		45000			
0.3149	0.0984	0.1377	0.003				129380	67050									
16	4.0	5.0	0.20				3.10	<b>688</b>	ZZ	1260					585	35000	41000
0.6299	0.1574	0.1968	0.007				283500	131630									
19	6.0	6.0	0.30				7.30	<b>698</b>	ZZ	1990	865		33000		39000		
0.7480	0.2362	0.2362	0.011				447750	194630									
22	7.0	7.0	0.30	12.00	<b>608</b>	ZZ	3350	1400	32000	37000							
0.8661	0.2755	0.2755	0.011	753750	315000												
24	8.0	8.0	0.30	17.00	<b>628</b>	ZZ	4000	1590			31000	36000					
0.9448	0.3149	0.3149	0.011	900000	357750												
9	3.0	4.5	0.10	1.40	<b>679</b>	ZZ	920	465					36000	42000			
0.3543	0.1181	0.1771	0.003				20700	109130									
17	4.0	5.0	0.20				3.20	<b>689</b>	ZZ	1720					820	33000	39000
0.6692	0.1574	0.1968	0.007				387000	184500									
20	6.0	6.0	0.30				8.20	<b>699</b>	ZZ	2480	1090	32000			38000		
0.7874	0.2362	0.2362	0.011				558000	245250									
24	7.0	7.0	0.30	14.00	<b>609</b>	ZZ	3400	1450	31000	36000							
0.9448	0.2755	0.2755	0.011	765000	326250												
26	8.0	8.0	0.30	20.00	<b>629</b>	ZZ	4550	1960			30000		35000				
1.0236	0.3149	0.3149	0.011	1023750	441000												

# MINIATURE BALL BEARINGS (INCH SERIES)

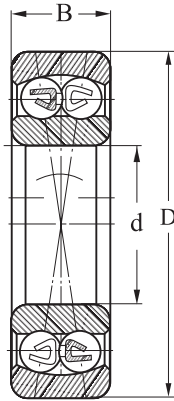


BASIC PART NUM- BER	BORE			OUTER DIAMETER			WIDTH		$r_{max}$	BALLS		STATIC LOAD-LBS N	DYNAMIC LOAD-LBS N
	FRAC.	INCH	TOL.	FRAC.	FRAC.	TOL.	TOL. $+0.000$ $-0.050$			NO.	FRAC.		
							OPEN	SEAL/SHIELD					
<b>R2</b>	1/8	.1250	-0.003	3/8	.3750	-0.004	.1562	.1562	.012	7	1/16	49	113
<b>R3</b>	3/16	.1875	-0.003	1/2	.5000	-0.004	.1562	.1960	.012	7	3/32	70	145
<b>R4</b>	1/4	.2500	-0.003	5/8	.6250	-0.004	.1960	.1960	.012	7	1/8	195	385
<b>R4A</b>	1/4	.2501	-0.003	3/4	.7500	-0.004	.2188	.2812	.016	6	9/54	150	320
<b>R6</b>	3/8	.3750	-0.003	7/8	.8750	-0.004	.2188	.2812	.016	7	5/32	305	570
<b>R8</b>	1/2	.5000	-0.003	1-1/8	1.1250	-0.004	.2500	.3125	.016	8	3/16	500	885
<b>R10</b>	5/8	.6250	-0.003	1-3/8	1.3750	-0.005	.2812	.3438	.031	9	3/16	565	970
<b>R12</b>	3/4	.7500	-0.004	1-5/8	1.6250	-0.005	.3125	.4375	.031	10	7/32	850	1265
<b>R14</b>	7/8	.8750	-0.004	1-7/8	1.8750	-0.005	.3750	.5000	.031	10	1/4	1110	1735
<b>R16</b>	1	1.0000	-0.004	3	2.0000	-0.005	.3750	.5000	.031	10	1/4	1110	1735
<b>R18</b>	1 1/8	1.1250	-0.004	2-1/8	2.1250	-0.005	.3750	.5000	.031	11	1/4	1225	1840
<b>R20</b>	1 1/4	1.2500	-0.005	2	2.2500	-0.005	.3750	.5000	.031	12	1/4	1335	1920



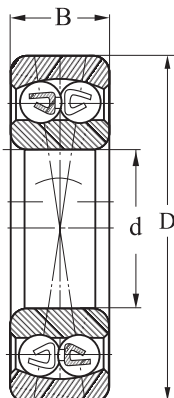


# SELF-ALIGNING BALL BEARINGS



Principal dimensions mm (in)				Weight kg (lb)	Bearing Number	Basic Load Rating kN (lbf)		Limiting Speed (rpm)	
d	D	B	r <sub>smin</sub>			Dynamic C <sub>r</sub>	Static Cor	Grease	Oil
<b>10</b> 0.3937	30	9	0.6	0.033	<b>1200</b>	4.95	1.14	20000	23000
	1.1811	0.3543	0.023	0.072		1110	260		
	<b>30</b>	<b>14</b>	<b>0.6</b>	<b>0.042</b>		<b>6.57</b>	<b>1.53</b>		
	1.1811	0.5511	0.023	0.092		1480	340		
<b>12</b> 0.4724	32	10	0.6	0.039	<b>1201</b>	5.04	1.22	17000	21000
	1.2598	0.3937	0.023	0.085		1130	270		
	<b>32</b>	<b>14</b>	<b>0.6</b>	<b>0.048</b>		<b>6.84</b>	<b>1.66</b>		
	1.2598	0.5511	0.023	0.105		1540	370		
<b>15</b> 0.5905	35	11	0.6	0.048	<b>1202</b>	6.71	1.68	15000	18000
	1.3779	0.4330	0.023	0.105		1510	380		
	<b>35</b>	<b>14</b>	<b>0.6</b>	<b>0.055</b>		<b>6.93</b>	<b>1.78</b>		
	1.3779	0.5511	0.023	0.121		1560	400		
<b>17</b> 0.6692	40	12	0.6	0.072	<b>1203</b>	7.11	1.93	13000	16000
	1.5748	0.4724	0.023	0.158		1600	430		
	<b>40</b>	<b>16</b>	<b>0.6</b>	<b>0.085</b>		<b>8.82</b>	<b>2.31</b>		
	1.5748	0.6299	0.023	0.187		1980	520		
<b>20</b> 0.7874	47	14	1.0	0.130	<b>1204</b>	11.25	3.07	12000	14000
	1.8503	0.5511	0.039	0.286		2530	690		
	<b>47</b>	<b>19</b>	<b>1.0</b>	<b>0.150</b>		<b>12.96</b>	<b>3.41</b>		
	1.8503	0.7480	0.039	0.330		2920	770		
<b>25</b> 0.9842	52	15	1.0	0.140	<b>1205</b>	8.91	2.51	10000	12000
	2.0472	0.5905	0.039	0.308		2000	560		
	<b>52</b>	<b>18</b>	<b>1.0</b>	<b>0.133</b>		<b>11.34</b>	<b>3.17</b>		
	2.0472	0.7086	0.039	0.293		2550	710		
<b>30</b> 1.1811	62	16	1.0	0.220	<b>1206</b>	14.04	4.46	8700	10000
	2.4409	0.6399	0.039	0.485		3160	1000		
	<b>62</b>	<b>20</b>	<b>1.0</b>	<b>0.249</b>		<b>13.68</b>	<b>4.32</b>		
	2.4409	0.7874	0.039	0.549		3080	970		
<b>35</b> 1.3779	72	17	1.1	0.320	<b>1207</b>	19.17	6.05	7600	8900
	2.8346	0.7480	0.043	0.848		4310	1360		
	<b>72</b>	<b>23</b>	<b>1.1</b>	<b>0.378</b>		<b>19.35</b>	<b>6.34</b>		
	2.8346	0.9055	0.043	0.833		4350	1430		
<b>40</b> 1.5748	80	18	1.1	0.415	<b>1208</b>	22.59	7.54	6500	7600
	3.1496	0.8267	0.059	1.124		5080	1700		
	<b>80</b>	<b>21</b>	<b>1.5</b>	<b>0.510</b>		<b>22.59</b>	<b>7.54</b>		
	3.1496	1.2204	0.059	1.416		5080	1700		
<b>45</b> 1.7716	85	19	1.1	0.465	<b>1209</b>	35.55	10.85	6100	7100
	3.3464	0.7480	0.043	1.025		8000	2440		
	<b>85</b>	<b>23</b>	<b>1.1</b>	<b>0.477</b>		<b>20.07</b>	<b>7.06</b>		
	3.3464	0.9055	0.043	1.051		4500	1590		
<b>45</b> 1.7716	90	23	1.5	0.715	<b>1308</b>	26.64	9.31	5700	6700
	3.5433	0.9055	0.059	1.576		5990	2090		
	<b>90</b>	<b>33</b>	<b>1.5</b>	<b>0.889</b>		<b>40.50</b>	<b>12.96</b>		
	3.5433	1.2992	0.059	1.960		9110	2920		
<b>45</b> 1.7716	85	19	1.1	0.465	<b>2209</b>	19.71	7.06	5700	6700
	3.3464	0.7480	0.043	1.025		4430	1590		
<b>45</b> 1.7716	85	23	1.1	0.522	<b>2209</b>	20.88	7.82	5700	6700
	3.3464	0.9055	0.043	1.151		4700	1760		

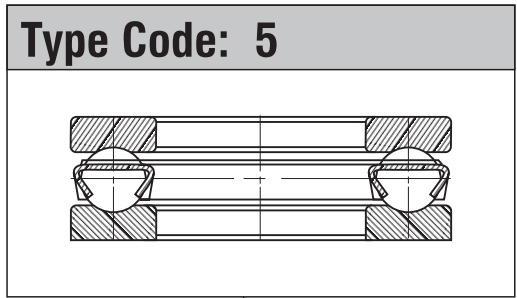
# SELF-ALIGNING BALL BEARINGS



Principal dimensions mm (in)				Weight kg (lb)	Bearing Number	Basic Load Rating kN (lbf)		Limiting Speed (rpm)			
d	D	B	r <sub>smin</sub>			Dynamic C <sub>r</sub>	Static Cor	Grease	Oil		
<b>45</b> 1.7716	100 3.9370	25 0.9842	1.5 0.059	0.955 2.106	<b>1309</b>	34.20 770	12.19 2740	5100	6000		
	100 3.9370	36 1.4173	1.5 0.059	1.200 2.646		<b>2309</b>	48.60 10940			16.03 3610	4800
50 1.9685	90 3.5433	20 0.7874	1.1 0.043	0.525 1.158	<b>1210</b>	20.43 4600	7.78 1750	5500	6500		
	90 3.5433	23 0.9055	1.1 0.043	0.564 1.244	<b>2210</b>	20.88 4700	8.11 1820			5200	6100
	110 4.3307	27 1.0629	2.0 0.079	1.250 2.756	<b>1310</b>	39.15 8810	13.54 3050			4700	5500
	110 4.3307	40 1.5748	2.0 0.079	1.580 3.484	<b>2310</b>	58.05 13060	19.39 4360			4400	5100
55 2.1653	100 3.9370	21 0.8267	1.5 0.059	0.705 1.555	<b>1211</b>	24.12 5430	9.60 2160	5000	5900		
	100 3.9370	25 0.9842	1.5 0.059	0.746 1.645	<b>2211</b>	23.85 5370	9.50 2140			4800	5500
	120 4.7244	29 1.1417	2.0 0.079	1.600 3.528	<b>1311</b>	46.35 10430	17.18 3870			4300	4900
	120 4.7244	43 1.6929	2.0 0.079	2.030 4.476	<b>2311</b>	67.95 15290	23.04 5180			4000	4700
60 2.3622	110 4.3307	22 0.8661	1.5 0.059	0.900 1.985	<b>1212</b>	27.00 6080	11.04 2480	4700	5500		
	110 4.3307	28 1.1023	1.5 0.059	1.030 2.271	<b>2212</b>	30.60 6890	12.10 2720			4400	5100
	130 5.1181	31 1.2204	2.1 0.083	2.030 4.476	<b>1312</b>	51.30 11540	19.97 4490			3900	4600
	130 5.1181	46 1.8110	2.1 0.083	2.570 5.667	<b>2312</b>	78.30 17620	27.072 6090			3600	4300
65 2.5590	120 4.7244	23 0.9055	1.5 0.059	1.150 2.536	<b>1213</b>	27.90 6280	12.00 2700	4300	5000		
	120 4.7244	31 1.2204	1.5 0.059	1.400 3.087	<b>2213</b>	39.15 8810	15.74 3540			4000	4800
	140 5.5118	33 1.2992	2.1 0.083	2.540 5.601	<b>1313</b>	55.80 12560	21.99 4950			3600	4300
	140 5.5118	48 1.8897	2.1 0.083	3.200 7.056	<b>2313</b>	86.40 19440	31.20 7020			3400	4000
70 2.7559	125 4.9212	24 0.9448	1.5 0.059	1.30 2.876	<b>1214</b>	31.05 6990	13.25 2980	4000	4700		
	125 4.9212	31 1.2204	1.5 0.059	1.52 3.352	<b>2214</b>	39.60 8910	16.42 3690			3700	4400
	150 5.9055	35 1.3779	2.1 0.083	3.19 7.034	<b>1314</b>	67.05 15090	26.59 5980			3300	4000
	150 5.9055	51 2.0078	2.1 0.083	3.90 8.600	<b>2314</b>	98.10 22070	36.00 8100			3100	3700
75 2.9527	130 5.1181	25 0.9842	1.5 0.059	1.41 3.109	<b>1215</b>	35.10 7900	15.07 3390	3700	4400		
	130 5.1181	31 1.2204	1.5 0.059	1.60 3.528	<b>2215</b>	40.05 9010	17.09 3850			3500	4100
	160 6.2992	37 1.4566	2.1 0.083	3.65 8.048	<b>1315</b>	71.55 16100	28.80 6480			3100	3700
	160 6.2992	55 2.1653	2.1 0.083	4.77 10.518	<b>2315</b>	110.7 24910	41.28 9290			2900	3400
80 3.1496	140 5.5118	26 1.0236	2.0 0.079	1.73 3.815	<b>1216</b>	36.00 8100	16.32 3670	3500	4100		
	140 5.5118	33 1.2992	2.0 0.079	1.97 4.344	<b>2216</b>	43.65 9820	19.10 4300			3200	3800
	170 6.6929	39 1.5354	2.1 0.083	4.31 9.504	<b>1316</b>	79.65 17920	31.68 7130			2900	3400
	170 6.6929	58 2.2834	2.1 0.083	5.54 12.216	<b>2316</b>	115.20 25920	43.20 9720			2800	3200
85 3.3464	150 5.9055	28 1.1023	2.0 0.079	2.09 4.608	<b>1217</b>	44.10 9920	19.97 4490	3300	3900		
	150 5.9055	36 1.4173	2.0 0.079	2.48 5.468	<b>2217</b>	52.20 11750	22.66 5100			3000	3600
	180 7.0866	41 1.6141	3.0 0.118	5.13 11.312	<b>1317</b>	87.75 19740	36.48 8210			2800	3200
	180 7.0866	60 2.3622	3.0 0.118	6.56 14.465	<b>2317</b>	126 28350	49.44 11120			2600	3000
90 3.5433	160 6.2992	30 1.1811	2.0 0.079	2.55 5.623	<b>1218</b>	51.3 11540	22.56 5080	3100	3600		
	160 6.2992	40 1.5748	2.0 0.079	3.13 6.902	<b>2218</b>	63 14180	27.552 6200			2900	3400
	190 7.4803	43 1.6929	3.0 0.118	5.94 13.098	<b>1218</b>	104.4 23490	47.72 9610			2600	3000
	190 7.4803	64 2.5196	3.0 0.118	7.76 17.111	<b>2318</b>	136.8 30780	55.2 12420			2500	2900

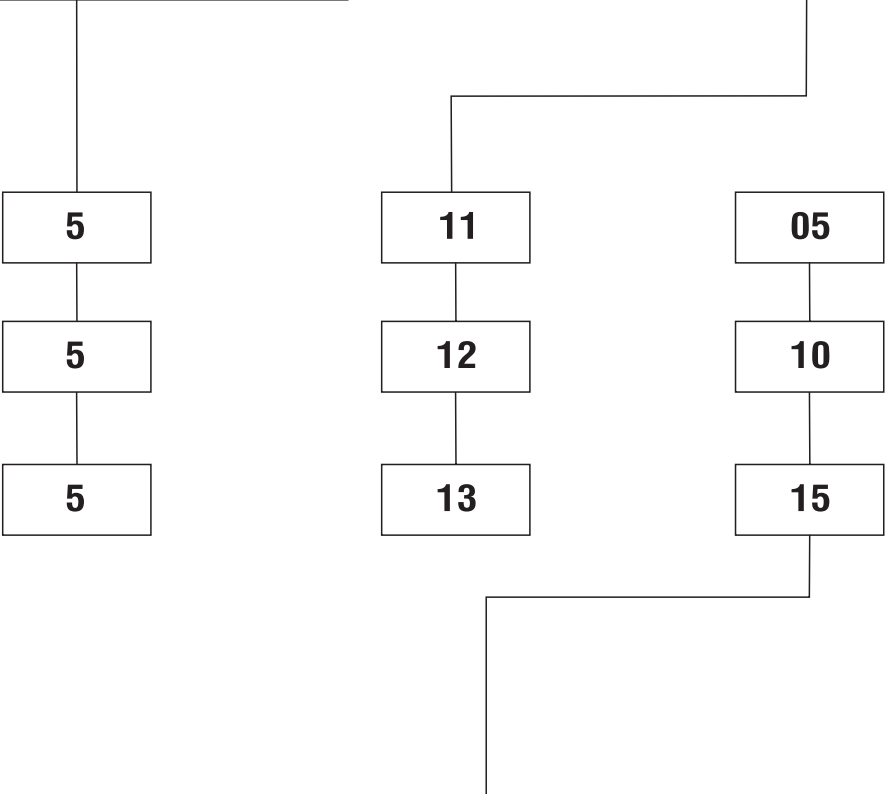






**Type code + size code**

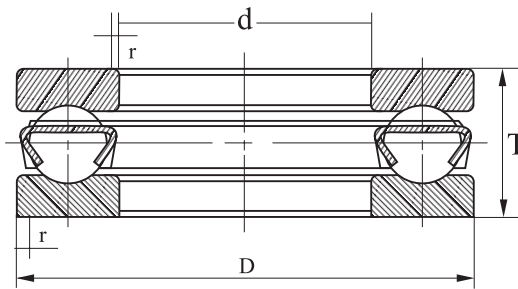
- 1: Light series 511 XX
- 2: Medium series 512 XX
- 3: Heavy series 513 XX



**I.D.**

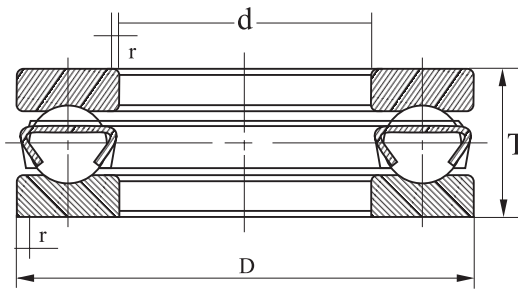
5 X --	=	mm
5 X 0 5	=	25 mm
5 X 10	=	50 mm
5 X 15	=	75 mm

# PLANE THRUST BALL BEARINGS



Principal dimensions mm (in)				Weight kg (lb)	Bearing Number	Basic Load Rating kN (lbf)		Limiting Speed (rpm)	
d	D	B	r <sub>min</sub>			Dynamic C <sub>r</sub>	Static Cor	Grease	Oil
<b>10</b> 0.3937	24 0.9448	9 0.3543	0.3 0.011	0.019 0.042	<b>51100</b>	9.00 2030	13.44 3020	6400	9000
	26 1.0236	11 0.4330	0.6 0.023	0.028 0.062	<b>51200</b>	11.43 2570	16.42 3700	5500	7900
<b>12</b> 0.4724	26 1.0236	9 0.3543	0.3 0.011	0.21 0.046	<b>51101</b>	9.27 2090	14.78 3330	6100	8700
	28 1.1023	11 0.4330	0.6 0.023	0.031 0.068	<b>51201</b>	11.88 2670	18.24 4100	5300	7600
<b>15</b> 0.5905	28 1.1023	9 0.3543	0.3 0.011	0.023 0.051	<b>51102</b>	9.45 2130	16.13 3630	5900	8400
	32 1.2598	12 0.4724	0.6 0.023	0.043 0.095	<b>51202</b>	14.94 3360	23.81 5360	4800	6700
<b>17</b> 0.6692	30 1.1811	9 0.3543	0.3 0.011	0.025 0.055	<b>51103</b>	9.72 2190	17.47 3930	5700	8100
	35 1.3779	12 0.4724	0.6 0.023	0.050 0.110	<b>51203</b>	15.48 3480	26.21 5900	4600	6500
<b>20</b> 0.7874	35 1.3779	10 0.3937	0.3 0.011	0.037 0.082	<b>51104</b>	12.78 2880	23.71 5340	4900	7100
	40 1.5748	14 0.5511	0.6 0.023	0.077 0.170	<b>51204</b>	20.07 4520	36.00 8100	3900	5600
<b>25</b> 0.9842	42 1.6535	11 0.4330	0.6 0.023	0.056 0.123	<b>51105</b>	17.64 3970	35.52 7990	4400	6200
	47 1.8503	15 0.5905	0.6 0.023	0.111 0.245	<b>51205</b>	25.02 5630	48.48 10910	3500	5000
	52 2.0472	18 0.7086	1.0 0.039	0.169 0.373	<b>51305</b>	31.95 7190	59.04 13280	3000	4400
<b>30</b> 1.1811	47 1.8503	11 0.4330	0.6 0.023	0.064 0.141	<b>51106</b>	18.36 4130	40.32 9070	4100	5900
	52 2.0472	16 0.6299	0.6 0.023	0.137 0.302	<b>51206</b>	26.37 5930	55.68 12530	3200	4700
	60 2.3622	21 0.8267	1.0 0.039	0.267 0.589	<b>51306</b>	38.70 8710	75.36 16960	2700	3700
<b>35</b> 1.3779	52 2.0472	12 0.4724	0.6 0.023	0.081 0.179	<b>51107</b>	18.36 4130	42.72 9610	3700	5300
	62 2.4409	18 0.7086	1.0 0.039	0.210 0.463	<b>51207</b>	35.10 7900	74.88 16850	2800	4000
	68 2.6771	24 0.9448	1.0 0.039	0.386 0.851	<b>51307</b>	49.95 11240	100.80 22680	2300	3300
<b>40</b> 1.5748	60 2.3622	13 0.5118	0.6 0.023	0.120 0.265	<b>51108</b>	24.21 5450	60.48 13610	3300	4800
	68 2.6771	19 0.7480	1.0 0.039	0.270 0.595	<b>51208</b>	42.30 9520	94.56 21280	2600	3700
	78 3.0708	26 1.0236	1.0 0.039	0.536 1.182	<b>51308</b>	62.10 13970	129.60 29160	2100	2900
<b>45</b> 1.7716	65 2.5590	14 0.5511	0.6 0.023	0.143 0.315	<b>51109</b>	25.11 5650	66.24 14900	3000	4400
	73 2.8740	20 0.7874	1.0 0.039	0.310 0.684	<b>51209</b>	43.20 9720	100.80 22680	2500	3500
	85 3.3464	28 1.1023	1.0 0.039	0.672 1.482	<b>51309</b>	72.00 16200	156.48 35210	1900	2800
<b>50</b> 1.9685	70 2.7559	14 0.5111	0.6 0.023	0.153 0.337	<b>51110</b>	25.90 5830	72.48 16310	2900	4300
	78 3.0708	22 0.8661	1.0 0.039	0.387 0.833	<b>51210</b>	43.65 9820	106.56 23980	2300	3200
	95 3.7401	31 1.2204	1.1 0.043	0.931 2.053	<b>51310</b>	86.85 19540	193.92 43630	1700	2500

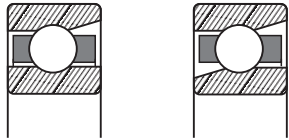
# PLANE THRUST BALL BEARINGS



Principal dimensions mm (in)				Weight kg (lb)	Bearing Number	Basic Load Rating kN (lbf)		Limiting Speed (rpm)				
d	D	B	r <sub>min</sub>			Dynamic C <sub>r</sub>	Static Cor	Grease	Oil			
<b>55</b> 2.1653	78 3.0708	16 0.6299	0.6 0.023	0.277 0.501	<b>51111</b>	31.50 7090	89.28 20088	2700	3800			
	90 3.5433	25 0.9842	1.0 0.039	0.599 1.321		<b>51211</b>	62.55 14070			152.64 34344	2000	2900
	105 4.1338	35 1.3779	1.1 0.043	1.310 2.889		<b>51311</b>	107.10 24100			236.16 53136	1500	2200
<b>60</b> 2.3622	85 3.3464	17 0.6692	1.0 0.039	0.218 0.620	<b>51112</b>	37.35 8400	108.48 24408	2500	3500			
	95 3.5433	26 1.0236	1.0 0.039	0.673 1.484		<b>51212</b>	66.15 14880			171.84 38664	1900	2700
	110 4.3307	35 1.3779	1.1 0.043	1.400 3.087		<b>51312</b>	110.70 24910			256.32 57672	1500	2200
<b>65</b> 2.5590	90 3.5433	18 0.7086	1.0 0.039	0.324 0.714	<b>51113</b>	37.35 8400	112.32 25272	2300	3300			
	100 3.9370	27 1.0629	1.0 0.039	0.756 1.667		<b>51213</b>	67.50 15190			118.44 40824	1800	2600
	115 4.5275	36 1.4173	1.1 0.043	1.540 3.396		<b>51313</b>	115.20 25920			275.52 61992	1400	2100
<b>70</b> 2.7559	95 3.7401	18 0.7086	1.0 0.039	0.346 0.763	<b>51114</b>	38.70 8710	121.92 27432	2300	3200			
	105 4.1338	27 1.0629	1.0 0.039	0.793 1.749		<b>51214</b>	68.40 15390			191.04 42984	1700	2500
	125 4.9213	40 1.5748	1.1 0.043	2.000 4.410		<b>51314</b>	133.20 29970			326.40 73440	1300	1900
<b>75</b> 2.9527	100 3.9370	19 0.7480	1.0 0.039	0.389 0.858	<b>51115</b>	40.05 9010	130.56 29376	2100	3000			
	110 4.3307	27 1.0629	1.0 0.039	0.845 1.863		<b>51215</b>	69.75 15690			200.64 45144	1700	2500
	135 5.3150	44 1.7322	1.5 0.059	2.600 5.733		<b>51315</b>	153.90 34630			379.20 85320	1200	1700
<b>80</b> 3.1496	105 4.1339	19 0.7480	1.0 0.039	0.417 0.919	<b>51116</b>	40.05 9010	135.36 30456	2100	2900			
	115 4.5275	28 1.1023	1.0 0.039	0.931 2.053		<b>51216</b>	70.65 15900			209.28 47088	1600	2300
	140 5.5118	44 1.7322	1.5 0.059	2.740 6.042		<b>51316</b>	158.40 35640			408.00 91800	1100	1700
<b>85</b> 3.3464	110 4.3307	19 0.7480	1.0 0.039	0.440 0.970	<b>51117</b>	41.40 9320	144.00 32400	2000	2900			
	125 4.9212	31 1.2204	1.0 0.039	1.220 2.690		<b>51217</b>	85.95 19340			253.44 57020	1500	2100
	150 5.9055	49 1.9291	1.5 0.059	3.570 7.872		<b>51317</b>	180.90 40700			470.40 105840	1000	1500
<b>90</b> 3.5433	120 4.7244	22 0.8661	1.0 0.039	0.646 1.424	<b>51118</b>	53.55 12050	182.40 41040	1800	2600			
	135 5.3149	35 1.3779	1.1 0.043	1.690 3.726		<b>51218</b>	105.30 23690			312.00 70200	1300	1900
	155 6.1023	50 1.9685	1.5 0.059	3.830 8.445		<b>51318</b>	178.20 40100			470.40 105840	1000	1500
<b>100</b> 3.9370	135 5.3149	25 0.9842	1.0 0.039	0.960 2.117	<b>51120</b>	76.50 17210	257.28 57890	1600	2300			
	150 5.9055	38 1.4960	1.1 0.043	2.250 4.961		<b>51220</b>	132.30 29770			393.60 88560	1200	1700
	170 6.6929	55 2.1650	1.5 0.059	4.980 10.981		<b>51320</b>	213.30 47990			571.20 128520	900	1300



## Type Code: 7



7

0

7

2

## SIZE DESIGNATIONS

0=70xx  
2=72xx  
3=73xx  
4=74xx

## Designs, Types and Features

/C: nominal contact angle  $\alpha=15^\circ$   
/AC: nominal contact angle  $\alpha=25^\circ$   
/A: nominal contact angle  $\alpha=30^\circ$   
/B: nominal contact angle  $\alpha=40^\circ$   
/M: brass solid retainer  
/TN: Glass-fiber reinforced nylon cage

## BORE DIAMETER DESIGNATION

5 X -- = mm  
5 X 08 = 40 mm  
5 X 12 = 60 mm

12

C

DB

P5

08

BM

DF

## Mounting

/DB: mount in sets, back to back  
/DF: mount in sets, face to face  
/DT: mount in sets, tandem

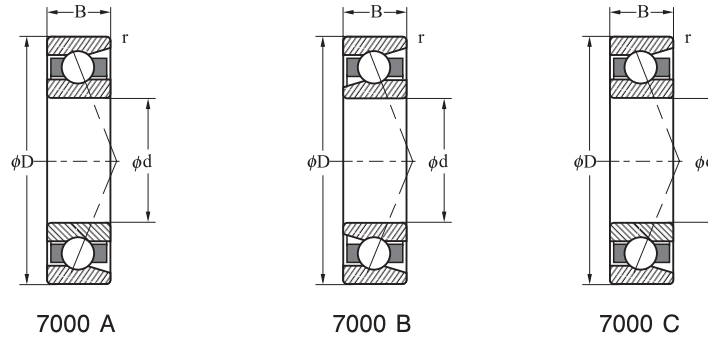
## Clearance:

/C2: Less than nominal clearance  
/C0: Nominal clearance, omitted in designation  
/C3: Larger clearance, than C0  
/C4: Larger clearance, than C3  
/C5: Larger clearance, than C4  
/C9: Non-Standard

## Tolerance class:

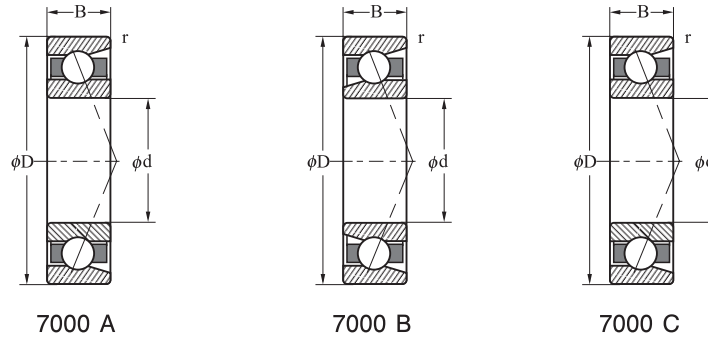
/P0: Equals grade ABEC 1, omissible  
/P6: Equals grade ABEC 3  
/P5: Equals grade ABEC 5  
/P4: Equals grade ABEC 7  
/P2: Equals tolerance class ABEC 9

# ANGULAR CONTACT BALL BEARINGS



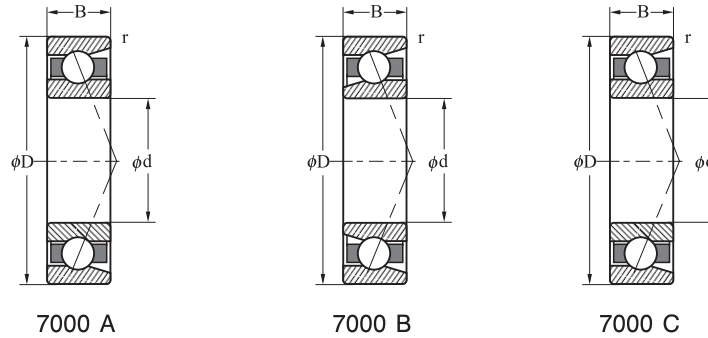
Principal dimensions mm (in)				Weight kg (lb)	Bearing Number	Basic Load Rating kN (lbf)		Limiting Speed (rpm)		
d	D	B	r <sub>min</sub>			Dynamic C <sub>r</sub>	Static Cor	Grease	Oil	
17 0.6692	35 1.3779	10 0.3937	0.15 0.005	0.040 0.088	7003C	6.93 1560	3.94 890	29000	39000	
	35 1.3779	10 0.3937	0.15 0.005	0.031 0.068	7003A	6.44 1450	3.70 830	20000	27000	
	40 1.5748	12 0.4724	0.30 0.011	0.067 0.147	7203C	10.08 2270	5.52 1240	28000	36000	
	40 1.5748	12 0.4724	0.30 0.011	0.060 0.132	7203A	10.80 2430	6.34 1430	18000	25000	
	40 1.5748	12 0.4724	0.30 0.011	0.062 0.136	7203B	9.90 2230	5.86 1320	16000	21000	
	47 1.8503	14 0.5511	1.00 0.039	0.109 0.24	7303C	15.70 3530	8.25 1860	26000	35000	
	47 1.8503	14 0.5511	0.60 0.023	0.111 0.244	7303A	14.31 3220	8.30 1870	17000	23000	
	47 1.8503	14 0.5511	0.60 0.023	0.113 0.249	7303B	13.32 3000	7.68 1730	14000	19000	
	20 0.7874	42 1.6535	12 0.4724	0.30 0.011	0.071 0.156	7004C	9.45 2130	5.81 1310	26000	34000
		42 1.6535	12 0.4724	0.30 0.011	0.063 0.138	7004A	8.73 1960	5.38 1210	18000	24000
47 1.8503		14 0.5511	0.60 0.023	0.113 0.249	7204C	13.14 2960	7.82 1760	24000	32000	
47 1.8503		14 0.5511	0.60 0.023	0.100 0.22	7204A	13.05 2940	8.06 1810	16000	22000	
47 1.8503		14 0.5511	0.60 0.023	0.104 0.229	7204B	11.97 2690	7.39 1660	14000	19000	
52 2.0472		15 0.5905	1.10 0.043	0.140 0.308	7304C	18.50 4160	9.95 2240	23000	31000	
52 2.0472		15 0.5905	0.60 0.023	0.140 0.308	7304A	16.83 3790	9.98 2250	15000	20000	
52 2.0472		15 0.5905	0.60 0.023	0.144 0.317	7304B	15.57 3500	9.26 2080	12000	17000	
25 0.9842		47 1.8503	12 0.4724	0.30 0.011	0.083 0.183	7005C	10.53 2370	7.15 1610	22000	29000
		47 1.8503	12 0.4724	0.30 0.011	0.074 0.163	7005A	9.63 2170	6.58 1480	15000	20000
	52 2.0472	15 0.5905	0.60 0.023	0.139 0.306	7205C	14.94 3360	9.79 2200	20000	27000	
	52 2.0472	15 0.5905	0.60 0.023	0.126 0.277	7205A	14.58 3280	9.89 2230	13000	18000	
	52 2.0472	15 0.5905	0.60 0.023	0.129 0.284	7205B	13.32 3000	9.02 2030	11000	15000	
	62 2.4409	17 0.6693	1.10 0.043	0.222 0.489	7305C	26.40 5940	15.30 3440	19000	26000	
	62 2.4409	17 0.6693	0.60 0.023	0.230 0.507	7305A	23.76 5350	15.17 3410	12000	16000	
	62 2.4409	17 0.6693	0.60 0.023	0.236 0.52	7305B	21.96 4940	14.02 3160	10000	14000	
	30 1.1811	55 2.1653	13 0.5118	0.60 0.023	0.130 0.286	7006C	13.59 3060	9.89 2230	19000	25000
		55 2.1653	13 0.5118	0.60 0.023	0.111 0.244	7006A	12.51 2820	9.07 2040	12000	17000
62 2.4409		16 0.6299	0.60 0.023	0.218 0.48	7206C	20.70 4660	14.11 3180	17000	23000	
62 2.4409		16 0.6299	0.60 0.023	0.191 0.421	7206A	20.25 4560	14.21 3200	11000	15000	
62 2.4409		16 0.6299	0.60 0.023	0.197 0.434	7206B	18.45 4150	12.96 2920	10000	13000	
72 2.8346		19 0.7480	1.10 0.043	0.330 0.727	7306C	32.50 7310	20.30 4570	16000	22000	
72 2.8346		19 0.7480	0.60 0.023	0.341 0.751	7306A	30.15 6780	21.41 4820	10000	14000	
72 2.8346		19 0.7480	0.60 0.023	0.349 0.769	7306B	27.90 6280	19.68 4430	9100	12000	
35 1.3779		62 2.4409	14 0.5511	0.60 0.023	0.169 0.372	7007C	17.19 3870	13.15 2960	16000	22000
		62 2.4409	14 0.5511	0.60 0.023	0.148 0.326	7007A	15.75 3540	12.10 2720	11000	15000
	72 2.8346	17 0.6693	0.60 0.023	0.316 0.696	7207C	27.45 6180	19.10 4300	15000	20000	
	72 2.8346	17 0.6693	0.60 0.023	0.284 0.626	7207A	26.73 6010	19.30 4340	10000	13000	
	72 2.8346	17 0.6693	0.60 0.023	0.289 0.637	7207B	24.39 5490	17.66 3970	8800	11000	
	80 3.1496	21 0.8268	1.00 0.039	0.440 0.97	7307C	40.50 9110	25.80 5810	14000	19000	
	80 3.1496	21 0.8268	1.00 0.039	0.459 1.012	7307A	36.00 8100	25.25 5680	9300	12000	
	80 3.1496	21 0.8268	1.00 0.039	0.469 1.034	7307B	32.85 7390	23.23 5230	8000	10000	

# ANGULAR CONTACT BALL BEARINGS



Principal dimensions mm (in)				Weight kg (lb)	Bearing Number	Basic Load Rating kN (lbf)		Limiting Speed (rpm)	
d	D	B	r <sub>min</sub>			Dynamic C <sub>r</sub>	Static Cor	Grease	Oil
<b>40</b> 1.5748	68	15	0.60	0.209	<b>7008C</b>	18.54	15.26	14000	20000
	2.6771	0.5905	0.023	0.46		4170	3430		
	68	15	0.60	0.186	<b>7008A</b>	16.92	14.02	10000	13000
	2.6771	0.5905	0.023	0.41		3810	3150		
	80	18	0.60	0.413	<b>7208C</b>	32.85	24.19	13000	18000
	3.1496	0.7086	0.023	0.910		7390	5440		
	80	18	0.60	0.370	<b>7208A</b>	31.95	24.10	9100	12000
	3.1496	0.7086	0.023	0.815		7190	5420		
	80	18	0.60	0.378	<b>7208B</b>	28.80	22.08	7900	10000
	3.1496	0.7086	0.023	0.833		6480	4970		
<b>45</b> 1.7716	90	23	1.50	0.606	<b>7308C</b>	49.50	32.50	13000	17000
	3.5433	0.9055	0.059	1.336		11140	7310		
	90	23	1.00	0.628	<b>7308A</b>	44.10	31.68	8200	11000
	3.5433	0.9055	0.039	1.384		9920	7130		
	90	23	1.00	0.643	<b>7308B</b>	40.50	29.28	7000	9400
	3.5433	0.9055	0.039	1.417		9110	6590		
	75	16	0.60	0.268	<b>7009C</b>	21.96	18.53	13000	18000
	2.9527	0.6299	0.023	0.590		4940	4170		
	85	19	0.60	0.405	<b>7209A</b>	35.55	27.55	8300	11000
	3.3464	0.748	0.023	0.893		8000	6200		
<b>50</b> 1.9685	85	19	0.60	0.415	<b>7209B</b>	32.40	25.15	7000	9400
	3.3464	0.748	0.023	0.915		7290	5660		
	100	25	1.50	0.830	<b>7309C</b>	64.00	43.00	11000	15000
	3.9370	0.9842	0.059	1.830		14400	9680		
	100	25	1.00	0.840	<b>7309A</b>	57.15	41.76	7400	9500
	3.9370	0.9842	0.039	1.852		12860	9400		
	100	25	1.00	0.861	<b>7309B</b>	52.65	38.40	6300	8500
	3.9370	0.9842	0.039	1.898		11850	8640		
	80	16	0.60	0.285	<b>7010C</b>	23.40	20.74	12000	16000
	3.1496	0.6299	0.023	0.628		5270	4670		
<b>55</b> 2.1653	80	16	0.60	0.255	<b>7010A</b>	21.33	19.30	8200	10000
	3.1496	0.6299	0.023	0.562		4800	4340		
	90	20	0.60	0.519	<b>7210C</b>	38.70	30.24	11000	14000
	3.5433	0.7874	0.023	1.144		8710	6800		
	90	20	0.60	0.457	<b>7210A</b>	37.35	30.24	7500	9500
	3.5433	0.7874	0.023	1.007		8400	6800		
	90	20	0.60	0.468	<b>7210B</b>	33.75	27.46	6400	8600
	3.5433	0.7874	0.023	1.031		7600	6180		
	110	27	2.00	1.050	<b>7310C</b>	75.00	51.50	10000	14000
	4.3307	1.0629	0.078	2.315		16880	11590		
<b>60</b> 2.3622	110	27	1.0	1.091	<b>7310A</b>	66.60	49.92	6700	8900
	4.3307	1.0629	0.039	2.405		14990	11230		
	110	27	1.0	1.110	<b>7310B</b>	61.20	46.08	5700	7700
	4.3307	1.0629	0.039	2.447		13770	10370		
	90	18	0.60	0.421	<b>7011C</b>	30.60	27.46	11000	14000
	3.5433	0.7086	0.023	0.928		6890	6180		
	90	18	0.60	0.388	<b>7011A</b>	27.90	25.25	7500	10000
	3.5433	0.7086	0.023	0.855		6280	5680		
	100	21	1.0	0.679	<b>7211C</b>	47.70	38.40	10000	13000
	3.9370	0.8267	0.039	1.497		10730	8640		
<b>65</b> 2.5590	100	21	1.0	0.604	<b>7211A</b>	45.90	37.92	6700	9000
	3.9370	0.8267	0.039	1.331		10330	8530		
	100	21	1.0	0.617	<b>7211B</b>	41.85	34.56	5800	7800
	3.9370	0.8267	0.039	1.36		9420	7780		
	120	29	2.0	1.340	<b>7311C</b>	87.00	60.50	9400	13000
	4.7244	1.1417	0.078	2.954		19580	13610		
	120	29	1.0	1.400	<b>7311A</b>	77.40	59.04	6100	8200
	4.7244	1.1417	0.039	3.087		17420	13280		
	120	29	1.0	1.441	<b>7311B</b>	71.10	54.24	5200	6900
	4.7244	1.1417	0.039	3.177		16000	12200		
<b>65</b> 2.5590	95	18	0.6	0.449	<b>7012C</b>	31.50	29.28	10000	13000
	3.7401	0.7086	0.023	0.990		7090	6590		
	95	18	0.6	0.406	<b>7012A</b>	28.80	26.98	6800	9100
	3.7401	0.7086	0.023	0.895		6480	6070		
	110	22	1.0	0.878	<b>7212C</b>	57.60	47.52	9200	12000
	4.3307	0.8661	0.039	1.935		12960	10690		
	110	22	1.0	0.787	<b>7212A</b>	55.35	47.04	6300	8400
	4.3307	0.8661	0.039	1.735		12450	10580		
	110	22	1.0	0.804	<b>7212B</b>	50.40	42.72	5400	7200
	4.3307	0.8661	0.039	1.772		11340	9610		
<b>65</b> 2.5590	130	31	2.1	1.680	<b>7312C</b>	99.00	70.50	8700	12000
	5.1181	1.2204	0.082	3.704		22280	15860		
	130	31	1.1	1.729	<b>7312A</b>	88.20	68.64	5600	7500
	5.1181	1.2204	0.043	3.812		19850	15440		
	130	31	1.1	1.769	<b>7312B</b>	81.00	63.36	4800	6500
	5.1181	1.2204	0.043	3.900		18230	14260		
	100	18	0.6	0.483	<b>7013C</b>	33.30	33.12	9400	12000
	3.9370	0.7086	0.023	1.065		7490	7450		

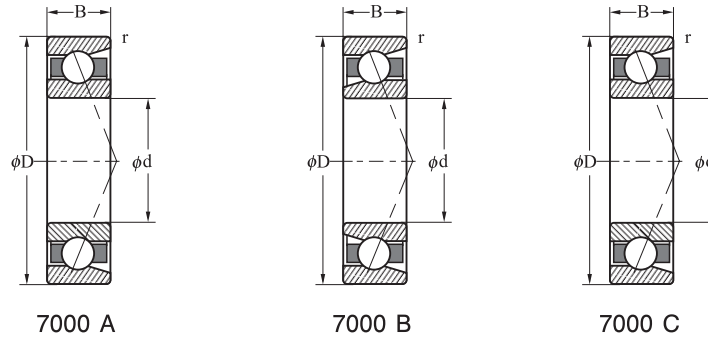
# ANGULAR CONTACT BALL BEARINGS



Principal dimensions mm (in)				Weight kg (lb)	Bearing Number	Basic Load Rating kN (lbf)		Limiting Speed (rpm)		
d	D	B	r <sub>min</sub>			Dynamic C <sub>r</sub>	Static C <sub>or</sub>	Grease	Oil	
<b>65</b> 2.559	100 3.9370	18 0.7086	0.6 0.023	0.445 0.981	<b>7013A</b>	30.15 6780	30.24 6800	6400	8600	
	120 4.7244	23 0.9055	1.0 0.039	1.130 2.491	<b>7213C</b>	63.00 14180	52.80 11880	8600	11000	
	120 4.7244	23 0.9055	1.0 0.039	1.020 2.249	<b>7213A</b>	63.45 14280	55.68 12530	5800	7700	
	140 5.1118	23 0.9055	1.0 0.039	1.040 2.293	<b>7213B</b>	57.15 12860	50.40 11340	4900	6700	
	140 5.1118	33 1.2992	2.1 0.082	2.060 4.542	<b>7313C</b>	112.00 25200	80.50 18110	8100	11000	
	140 5.1118	33 1.2992	1.1 0.043	2.110 4.652	<b>7313A</b>	99.90 22480	78.72 17710	5200	6900	
	90 3.5433	33 1.2992	1.1 0.043	2.160 4.762	<b>7313B</b>	91.80 20660	72.48 16310	4500	6000	
	<b>70</b> 2.7559	110 4.3307	20 0.7874	0.6 0.023	0.688 1.517	<b>7014C</b>	42.30 9520	41.28 9290	8700	11000
110 4.3307		20 0.7874	0.6 0.023	0.615 1.356	<b>7014A</b>	38.25 8610	37.92 8550	5900	7900	
125 4.9212		24 0.9448	1.0 0.039	1.230 2.712	<b>7214C</b>	68.40 15390	57.60 12960	7900	10000	
125 4.9212		24 0.9448	1.0 0.039	1.100 2.425	<b>7214A</b>	68.85 15490	60.96 13720	5400	7200	
125 4.9212		24 0.9448	1.0 0.039	1.130 2.491	<b>7214B</b>	62.10 13970	55.68 12530	4700	6200	
150 5.9055		35 1.3779	2.1 0.082	2.500 5.512	<b>7314C</b>	126.00 28350	92.00 20700	7500	10000	
150 5.9055		35 1.3779	1.1 0.043	2.590 5.710	<b>7314A</b>	112.50 25310	89.76 20200	4800	6500	
150 5.9055		35 1.3779	1.1 0.043	2.640 5.821	<b>7314B</b>	102.60 23090	82.56 18580	4200	5500	
<b>75</b> 2.9527		115 4.5275	20 0.7874	0.6 0.023	0.739 1.629	<b>7015C</b>	43.20 9720	43.68 9830	8200	10000
		115 4.5275	20 0.7874	0.6 0.023	0.652 1.437	<b>7015A</b>	39.15 8810	39.84 8960	5500	7400
	130 5.1181	25 0.9842	1.0 0.039	1.351 2.978	<b>7215C</b>	71.55 16100	62.88 14150	7400	9500	
	130 5.1181	25 0.9842	1.0 0.039	1.181 2.604	<b>7215A</b>	71.10 16000	65.76 14800	5000	6700	
	130 5.1181	25 0.9842	1.0 0.039	1.211 2.670	<b>7215B</b>	64.35 14480	59.52 13390	4300	5700	
	160 6.2992	37 1.4566	2.1 0.082	3.090 6.813	<b>7315C</b>	137.00 30830	104.00 23400	7000	9300	
	160 6.2992	37 1.4566	1.1 0.043	3.121 6.881	<b>7315A</b>	122.40 27540	101.76 22900	4600	6000	
	160 6.2992	37 1.4566	1.1 0.043	3.181 7.014	<b>7315B</b>	112.50 25310	93.60 21060	3900	5100	
	<b>80</b> 3.1496	125 4.9212	22 0.8661	0.6 0.023	0.958 2.112	<b>7016C</b>	52.92 11910	53.28 11990	7600	10000
		125 4.9212	22 0.8661	0.6 0.023	0.872 1.922	<b>7016A</b>	48.15 10830	48.48 10910	5200	6900
140 5.1118		26 1.0236	1.0 0.039	1.622 3.576	<b>7216C</b>	83.70 18830	74.40 16740	6900	9200	
140 5.1118		26 1.0236	1.0 0.039	1.452 3.201	<b>7216A</b>	80.10 18020	72.96 16420	4800	6300	
140 5.1118		26 1.0236	1.0 0.039	1.482 3.267	<b>7216B</b>	72.45 16300	66.72 15010	4100	5400	
170 6.6929		39 1.5354	2.1 0.082	3.550 7.827	<b>7316C</b>	149.00 33530	117.00 26330	6500	8700	
170 6.6929		39 1.5354	1.1 0.043	3.702 8.162	<b>7316A</b>	132.30 29770	114.24 25700	4300	5600	
170 6.6929		39 1.5354	1.1 0.043	3.782 8.339	<b>7316B</b>	121.50 27340	104.64 23540	3600	4800	
<b>85</b> 3.3464		130 5.1181	22 0.8661	0.6 0.023	1.005 2.216	<b>7017C</b>	54.00 12150	56.16 12640	7200	9500
		130 5.1181	22 0.8661	0.6 0.023	0.909 2.004	<b>7017A</b>	49.05 11040	51.36 11560	4800	6600
	150 5.9055	28 1.1023	1.0 0.039	2.036 4.489	<b>7217C</b>	93.60 21060	86.88 19550	6600	8600	
	150 5.9055	28 1.1023	1.0 0.039	1.825 4.024	<b>7217A</b>	89.55 20150	84.96 19120	4500	5900	
	150 5.9055	28 1.1023	1.0 0.039	1.865 4.112	<b>7217B</b>	81.00 18230	77.28 17390	3800	5000	
	180 7.0866	41 1.6141	3.0 0.082	4.180 9.216	<b>7317C</b>	161.00 36230	130.00 29250	6200	8200	
<b>90</b> 3.5433	180 7.0866	41 1.6141	1.1 0.043	4.326 9.538	<b>7317A</b>	143.10 32200	127.68 28730	4000	5300	
	180 7.0866	41 1.6141	1.1 0.043	4.415 9.735	<b>7317B</b>	131.40 29570	117.12 26350	3400	4600	
	140 5.1118	24 0.9448	1.0 0.039	1.332 2.937	<b>7018C</b>	64.35 14480	66.24 14900	6700	9000	

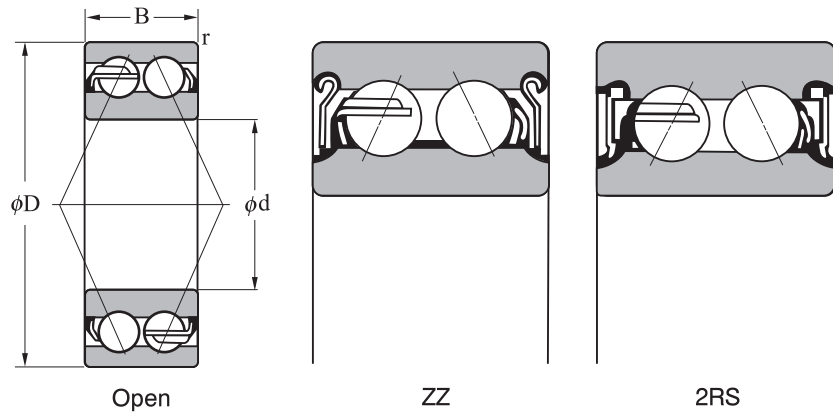


# ANGULAR CONTACT BALL BEARINGS



Principal dimensions mm (in)				Weight kg (lb)	Bearing Number	Basic Load Rating kN (lbf)		Limiting Speed (rpm)		
d	D	B	r <sub>min</sub>			Dynamic C <sub>r</sub>	Static Cor	Grease	Oil	
<b>90</b> 3.5433	140 5.5118	24 0.9448	1.0 0.039	1.183 2.608	<b>7018A</b>	58.50 13160	60.96 13720	4700	6200	
	160 6.2992	30 1.1811	1.0 0.039	2.501 5.514	<b>7218C</b>	110.70 24910	100.80 22680	6200	8200	
	160 6.2992	30 1.1811	1.0 0.039	2.243 4.945	<b>7218A</b>	106.20 23900	98.88 22250	4200	5600	
	160 6.2992	30 1.1811	1.0 0.039	2.285 5.038	<b>7218B</b>	96.30 21670	90.24 20300	3600	4800	
	190 7.4803	43 1.6929	3.0 0.118	4.880 10.760	<b>7318C</b>	183.00 41180	158.00 35550	5800	7800	
	190 7.4803	43 1.6929	1.1 0.043	5.054 11.144	<b>7318A</b>	153.90 34630	141.12 31750	3800	5000	
	190 7.4803	43 1.6929	1.1 0.043	5.164 11.386	<b>7318B</b>	140.40 31590	129.60 29160	3200	4300	
	<b>95</b> 3.7401	145 5.7086	24 0.9448	1.0 0.039	1.411 3.111	<b>7019C</b>	66.15 14890	70.08 15770	6500	8600
		145 5.7086	24 0.9448	1.0 0.039	1.422 3.135	<b>7019A</b>	60.30 13570	64.32 14470	4400	5800
		170 6.6929	32 1.2598	1.1 0.043	3.041 6.705	<b>7219C</b>	125.10 28150	115.20 25920	5800	7700
170 6.6929		32 1.2598	1.1 0.043	2.673 5.893	<b>7219A</b>	119.70 26930	113.28 25490	3900	5200	
170 6.6929		32 1.2598	1.1 0.043	2.733 6.026	<b>7219B</b>	108.90 24500	102.72 23110	3300	4500	
200 7.8740		45 1.7716	3.0 0.118	5.650 12.458	<b>7319C</b>	196.00 44100	174.00 39150	5500	7300	
200 7.8740		45 1.7716	1.1 0.043	5.822 12.837	<b>7319A</b>	164.70 37060	155.52 34990	3500	4800	
200 7.8740		45 1.7716	1.1 0.043	5.974 13.172	<b>7319B</b>	150.30 33820	143.04 32180	3000	4000	
<b>100</b> 3.9370		150 5.9055	24 0.9448	1.0 0.039	1.455 3.208	<b>7020C</b>	67.95 15290	73.92 16630	6100	8200
		150 5.9055	24 0.9448	1.0 0.039	1.473 3.247	<b>7020A</b>	61.65 13870	67.68 15230	4200	5500
	180 7.0866	34 1.3385	1.1 0.043	3.643 8.032	<b>7220C</b>	130.50 29360	121.92 2743200	5500	7300	
	180 7.0866	34 1.3385	1.1 0.043	3.211 7.080	<b>7220A</b>	129.60 29160	120.96 27220	3700	4900	
	180 7.0866	34 1.3385	1.1 0.043	3.272 7.214	<b>7220B</b>	117.00 26330	109.44 24620	3200	4300	
	215 8.4645	47 1.8503	3.0 0.118	6.900 15.214	<b>7320C</b>	222.00 49950	207.00 46580	5200	6900	
	215 8.4645	47 1.8503	1.1 0.043	7.284 16.061	<b>7320A</b>	186.30 41920	185.28 41690	3300	4500	
	215 8.4645	47 1.8503	1.1 0.043	7.423 16.367	<b>7320B</b>	171.00 38480	170.88 38450	2900	3800	

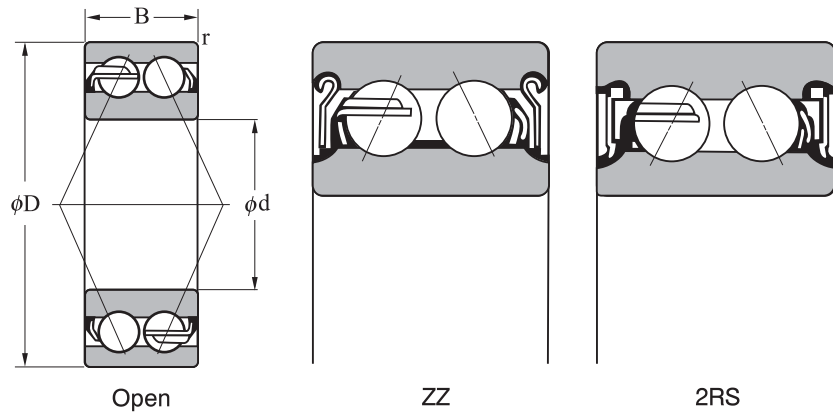
# DOUBLE ROW ANGULAR CONTACT BALL BEARINGS



## 3200 Series

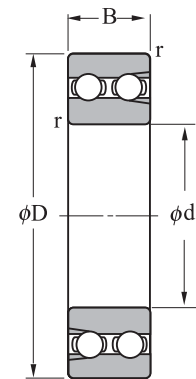
Bearing Number	Nominal Dimension mm (in)				Load Rating (kN)		Limiting Speed (RPM)		Weight Kg
					Dynamic C	Static Co	Grease Lube	Oil Lube	
	d	D	B	r					
<b>3200</b>	10 0.3937	30 1.1811	14.3 0.5629	0.6	7.35	5.35	15000	20000	0.052
<b>3201</b>	12 0.4724	32 1.2598	15.9 0.6259	0.6	9.70	7.15	14000	18000	0.063
<b>3202</b>	15 0.5905	35 1.3779	15.9 0.6259	0.6	9.70	7.45	12000	16000	0.072
<b>3203</b>	17 0.6692	40 1.5748	17.5 0.6889	0.6	13.80	10.80	11000	14000	0.100
<b>3204</b>	20 0.7874	47 1.8503	20.6 0.8110	1.0	17.20	15.00	9000	12000	0.170
<b>3205</b>	25 0.9842	52 2.0472	20.6 0.8110	1.0	18.90	18.20	7800	10000	0.190
<b>3206</b>	30 1.1812	62 2.4409	23.8 0.9370	1.0	27.30	27.00	6500	8700	0.320
<b>3207</b>	35 1.3779	72 2.8346	27.0 1.0629	1.1	36.80	37.50	5600	7500	0.480
<b>3208</b>	40 1.5748	80 3.1496	30.2 1.1889	1.1	42.00	43.90	5000	6700	0.650
<b>3209</b>	45 1.7416	85 3.3464	30.2 1.1889	1.1	45.40	51.40	4600	6100	0.710
<b>3210</b>	50 1.9686	90 3.5433	30.2 1.1889	1.1	45.10	52.10	4300	5700	0.760
<b>3211</b>	55 2.1653	100 3.9370	33.3 1.3110	1.5	50.90	60.20	3900	5100	1.050
<b>3212</b>	60 2.3622	110 4.3307	36.5 1.4370	1.5	64.00	76.80	3500	4700	1.400
<b>3213</b>	65 2.559	120 4.7244	38.1 1.5	1.5	76.40	97.40	3200	4300	1.750
<b>3214</b>	70 2.7559	125 4.9512	39.7 1.5629	1.5	77.90	96.40	3100	4100	1.920
<b>3215</b>	75 2.9527	130 5.1181	41.3 1.6259	1.5	92.40	120.00	2900	3900	2.100
<b>3216</b>	80 3.1496	140 5.5118	44.4 1.7480	2.0	97.50	121.00	2700	3600	2.640
<b>3217</b>	85 3.3464	150 5.9055	49.2 1.937	2.0	114.00	143.00	2500	3400	3.390
<b>3218</b>	90 3.5433	160 6.2992	52.4 2.0629	2.0	132.00	167.00	2400	3100	4.140

# DOUBLE ROW ANGULAR CONTACT BALL BEARINGS



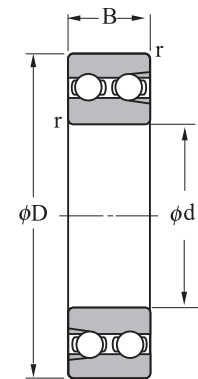
## 3300 Series

Bearing Number	Nominal Dimension mm (in)				Load Rating (kN)		Limiting Speed (RPM)		Weight Kg
					Dynamic C	Static Co	Grease Lube	Oil Lube	
	d	D	B	r					
<b>3302</b>	15 0.5905	42 1.6535	19.0 0.7480	1.0	15.20	11.90	10000	14000	0.132
<b>3303</b>	17 0.6692	47 1.8503	22.2 0.8740	1.0	21.70	17.10	9400	13000	0.192
<b>3304</b>	20 0.7874	52 2.0472	22.2 0.8740	1.1	20.80	18.40	8200	11000	0.230
<b>3305</b>	25 0.9842	62 2.4409	25.4 1	1.1	28.90	26.50	6800	9100	0.369
<b>3306</b>	30 1.1812	72 2.8346	30.2 1.1889	1.1	38.10	36.10	5800	7800	0.585
<b>3307</b>	35 1.3779	80 3.1496	34.9 1.3740	1.5	48.60	46.80	5200	7000	0.816
<b>3308</b>	40 1.5748	90 3.5433	36.5 1.4370	1.5	54.10	53.80	4600	6100	1.070
<b>3309</b>	45 1.7416	100 3.937	39.7 1.5629	1.5	66.10	67.30	4100	5500	1.420
<b>3310</b>	50 1.9686	110 4.3307	44.4 1.7480	2.0	86.10	88.60	3800	5000	1.950
<b>3311</b>	55 2.1653	120 4.7244	49.2 1.937	2.0	101.00	106.00	3400	4500	2.530
<b>3312</b>	60 2.3622	130 5.1181	54.0 2.1259	2.1	125.00	132.00	3100	4200	3.240
<b>3313</b>	65 2.559	140 5.5118	58.7 2.3110	2.1	142.00	153.00	2900	3900	4.080
<b>3314</b>	70 2.7559	150 5.9055	63.5 2.5	2.1	151.00	160.00	2700	3600	5.040
<b>3315</b>	75 2.9527	160 6.2992	68.3 2.6889	2.1	169.00	189.00	2500	3300	6.160
<b>3316</b>	80 3.1496	170 6.6929	68.3 2.6889	2.1	184.00	213.00	2400	3100	6.930
<b>3317</b>	85 3.3464	180 7.0866	73.0 2.8740	3.0	188.00	219.00	2200	3000	8.300
<b>3318</b>	90 3.5433	190 7.4803	73.0 2.874	3.0	205.00	242.00	2100	2800	9.230



**4200 Series**

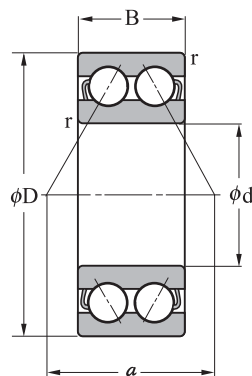
Bearing Number	Nominal Dimension mm (in)				Load Rating (kN)		Limiting Speed (RPM)		Weight Kg
					Dynamic C	Static Co	Grease Lube	Oil Lube	
	d	D	B	r					
<b>4200</b>	10 0.3937	30 1.1811	14 0.5511	0.6	7.7	5.9	15000	20000	0.057
<b>4201</b>	12 0.4724	32 1.2598	14 0.5511	0.6	7.75	6.15	14000	18000	0.062
<b>4202</b>	15 0.5905	35 1.3779	14 0.5511	0.6	9.75	9.0	12000	16000	0.071
<b>4203</b>	17 0.6692	40 1.5748	16 0.6299	0.6	11.7	10.4	11000	14000	0.106
<b>4204</b>	20 0.7874	47 1.8503	18 0.7086	1.0	16.4	16.0	9000	12000	0.165
<b>4205</b>	25 0.9842	52 2.0472	18 0.7086	1.0	16.3	16.9	7500	9900	0.189
<b>4206</b>	30 1.1812	62 2.4409	20 0.7874	1.0	22	24.7	6400	8500	0.298
<b>4207</b>	35 1.3779	72 2.8346	23 0.9055	1.1	26.4	30.7	5600	7400	0.460
<b>4208</b>	40 1.5748	80 3.1496	23 0.9055	1.1	33.7	42.4	4700	6300	0.558
<b>4209</b>	45 1.7416	85 3.3464	23 0.9055	1.1	31.9	43.9	4600	6100	0.605
<b>4210</b>	50 1.9686	90 3.5433	23 0.9055	1.1	31.4	44.6	4200	5600	0.651
<b>4211</b>	55 2.1653	100 3.9370	25 0.9842	1.5	37.2	54.1	3800	5000	0.882
<b>4212</b>	60 2.3622	110 4.3307	28 1.1023	1.5	47.9	67.6	3500	4700	1.20
<b>4213</b>	65 2.559	120 4.7244	31 1.2204	1.5	54.7	78.5	3200	4300	1.59
<b>4214</b>	70 2.7559	125 4.9512	31 1.2204	1.5	62.1	89.8	3100	4100	1.68
<b>4215</b>	75 2.9527	130 5.1181	31 1.2204	1.5	61.6	90.7	2900	3900	1.77



**4300 Series**

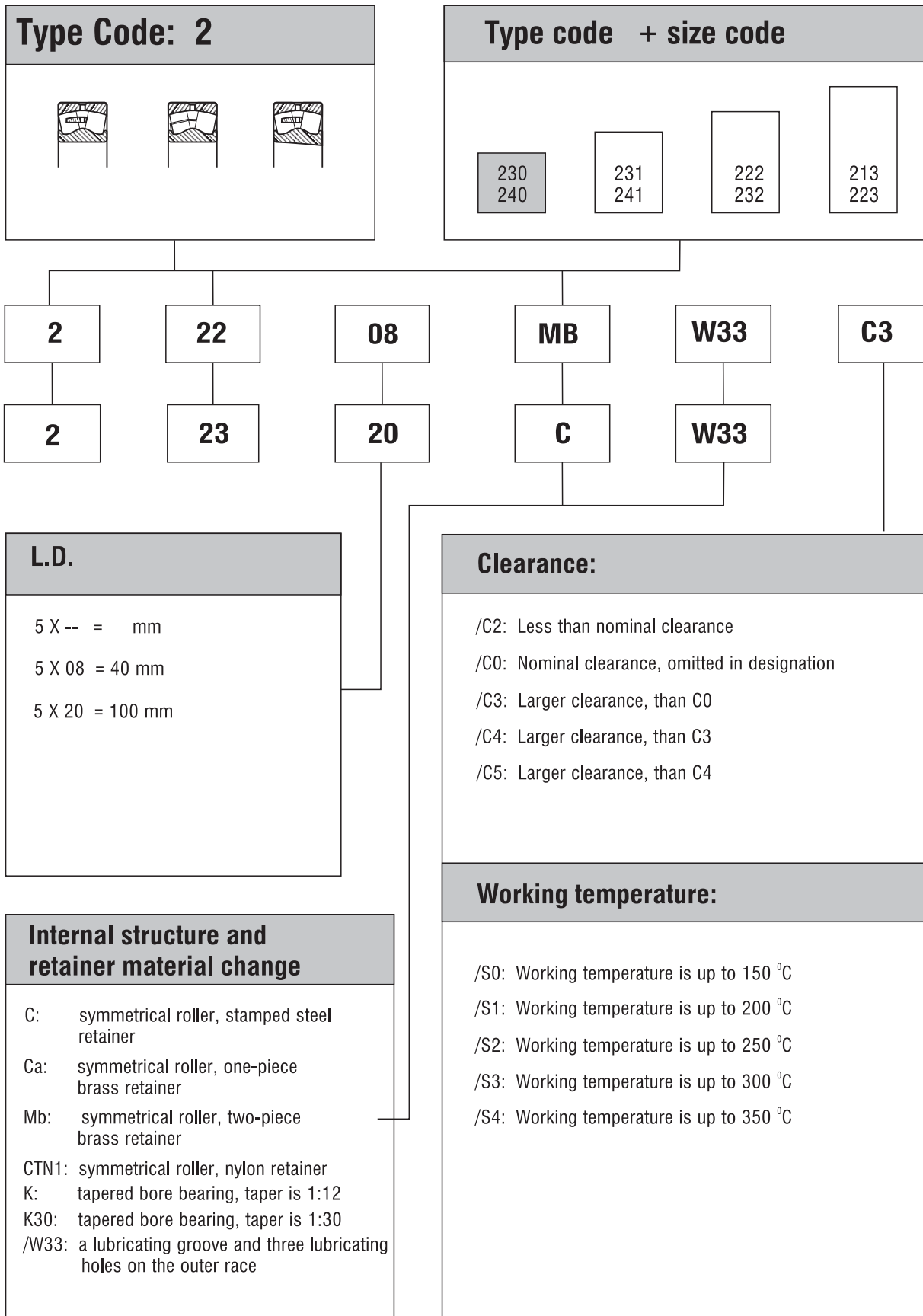
Bearing Number	Nominal Dimension mm (in)				Load Rating (kN)		Limiting Speed (RPM)		Weight Kg
					Dynamic C	Static Co	Grease Lube	Oil Lube	
	d	D	B	r					
<b>4302</b>	15 0.5905	42 1.6535	17 0.6692	1.0	13.1	11.7	11000	14000	0.123
<b>4303</b>	17 0.6692	47 1.8503	19 0.7480	1.0	16.5	15.0	9400	13000	0.171
<b>4304</b>	20 0.7874	52 2.0472	21 0.8267	1.1	19.5	17.0	8300	11000	0.227
<b>4305</b>	25 0.9842	62 2.4409	24 0.9448	1.1	26.3	25.7	6700	9000	0.365
<b>4306</b>	30 1.1812	72 2.8346	27 1.0629	1.1	35.5	35.9	5700	7600	0.542
<b>4307</b>	35 1.3779	80 3.1496	31 1.2204	1.5	40.6	41.8	5200	7000	0.752
<b>4308</b>	40 1.5748	90 3.5433	33 1.2992	1.5	46.0	48.8	4600	6100	1.01
<b>4309</b>	45 1.7416	100 3.937	36 1.4173	1.5	57.6	62.4	4100	5500	1.35
<b>4310</b>	50 1.9686	110 4.3307	40 1.5748	2.0	70.4	77.7	3700	5000	1.80
<b>4311</b>	55 2.1653	120 4.7244	43 1.6929	2.0	84.2	94.4	3400	4600	2.29
<b>4312</b>	60 2.3622	130 5.1181	46 1.8110	2.1	99.2	113.0	3100	4200	2.87
<b>4313</b>	65 2.559	140 5.5118	48 1.8897	2.1	107.0	124.0	2900	3900	3.46
<b>4314</b>	70 2.7559	150 5.9055	51 2.0078	2.1	115.0	136.0	2700	3600	4.21
<b>4315</b>	75 2.9527	160 6.2992	55 2.1653	2.1	132.0	158.0	2500	3400	5.15

# DOUBLE ROW ANGULAR CONTACT BALL BEARINGS



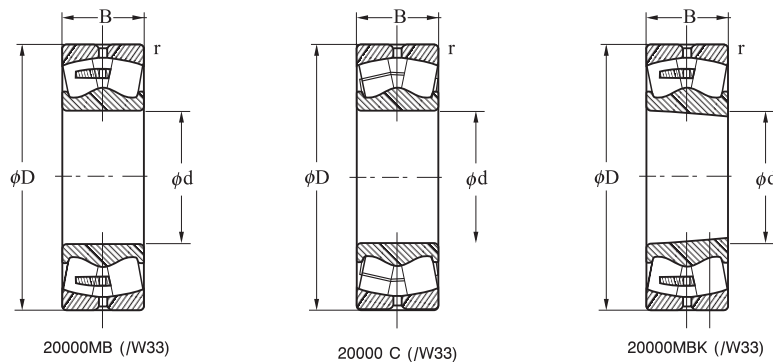
Principal dimensions mm (in)				Weight kg (lb)	Bearing Number	Basic Load Rating kN (lbf)		Limiting Speed (rpm)	
d	D	B	r <sub>smin</sub>			Dynamic C <sub>r</sub>	Static Cor	Grease	Oil
<b>10</b> 0.3937	<b>30</b> 1.1811	<b>14.3</b> 0.5629	<b>0.6</b> 0.0236	<b>0.049</b> 0.108	<b>5200</b>	<b>6.95</b> 1560	<b>3.8</b> 860	14000	19000
<b>12</b> 0.4724	<b>32</b> 1.2598	<b>15.9</b> 0.6259	<b>0.6</b> 0.0236	<b>0.057</b> 0.126	<b>5201</b>	<b>9.15</b> 2060	<b>5.05</b> 1140	13000	17000
<b>15</b> 0.5905	<b>35</b> 1.3779	<b>15.9</b> 0.6259	<b>0.6</b> 0.0236	<b>0.064</b> 0.141	<b>5202</b>	<b>10</b> 2250	<b>6.05</b> 1360	11000	15000
	<b>42</b> 1.6535	<b>19</b> 0.7480	<b>1</b> 0.0393	<b>0.132</b> 0.291	<b>5302</b>	<b>17.2</b> 3870	<b>10.1</b> 2270	9900	13000
<b>17</b> 0.6692	<b>40</b> 1.5748	<b>17.5</b> 0.6889	<b>0.6</b> 0.0236	<b>0.096</b> 0.212	<b>5203</b>	<b>12.8</b> 2880	<b>7.9</b> 1780	9900	13000
	<b>47</b> 1.8503	<b>22.2</b> 0.8740	<b>1</b> 0.0393	<b>0.181</b> 0.399	<b>5303</b>	<b>20.4</b> 4590	<b>12.1</b> 2730	9000	12000
<b>20</b> 0.7874	<b>47</b> 1.8503	<b>20.6</b> 0.8110	<b>1</b> 0.0393	<b>0.153</b> 0.337	<b>5204</b>	<b>19</b> 4280	<b>12.1</b> 2730	8800	12000
	<b>52</b> 2.0472	<b>22.2</b> 0.8740	<b>1.1</b> 0.0433	<b>0.217</b> 0.478	<b>5304</b>	<b>20.6</b> 4640	<b>12.70</b> 2860	8000	11000
	<b>25</b> 0.9842	<b>52</b> 2.0472	<b>20.6</b> 0.8110	<b>1</b> 0.0393	<b>0.175</b> 0.386	<b>5205</b>	<b>20.6</b> 4640	<b>14.3</b> 3220	7300
<b>62</b> 2.4409		<b>25.4</b> 1.0000	<b>1.1</b> 0.0433	<b>0.362</b> 0.798	<b>5305</b>	<b>30.5</b> 6860	<b>20.5</b> 4610	6700	8900
<b>30</b> 1.1811	<b>62</b> 2.4409	<b>23.8</b> 0.9370	<b>1</b> 0.0393	<b>0.286</b> 0.631	<b>5206</b>	<b>28.6</b> 6440	<b>20.4</b> 4590	6300	8400
	<b>72</b> 2.8346	<b>30.2</b> 1.1889	<b>1.1</b> 0.0433	<b>0.553</b> 1.219	<b>5306</b>	<b>39.50</b> 8890	<b>27.5</b> 6190	5700	7600
<b>35</b> 1.3779	<b>72</b> 2.8346	<b>27</b> 1.0629	<b>1.1</b> 0.0433	<b>0.436</b> 0.961	<b>5207</b>	<b>38</b> 8550	<b>27.8</b> 6260	5500	7400
	<b>80</b> 3.1496	<b>34.9</b> 1.3740	<b>1.5</b> 0.0590	<b>0.766</b> 1.689	<b>5307</b>	<b>49.5</b> 11140	<b>35</b> 7880	5000	6600
<b>40</b> 1.5748	<b>80</b> 3.1496	<b>30.2</b> 1.1889	<b>1.1</b> 0.0433	<b>0.59</b> 1.301	<b>5208</b>	<b>42.5</b> 9560	<b>32.5</b> 7310	4900	6600
	<b>90</b> 3.5433	<b>36.5</b> 1.4370	<b>1.5</b> 0.0590	<b>1.01</b> 2.227	<b>5308</b>	<b>60.5</b> 13610	<b>44</b> 9900	4400	5900
<b>45</b> 1.7716	<b>85</b> 3.3464	<b>30.2</b> 1.1889	<b>1.1</b> 0.0433	<b>0.64</b> 1.411	<b>5209</b>	<b>48</b> 10800	<b>37</b> 8330	4400	5900
	<b>100</b> 3.9370	<b>39.7</b> 1.5629	<b>1.5</b> 0.0590	<b>1.34</b> 2.955	<b>5309</b>	<b>72.5</b> 16310	<b>54</b> 12150	4000	5300
<b>50</b> 1.9685	<b>90</b> 3.5433	<b>30.2</b> 1.1889	<b>1.1</b> 0.0433	<b>0.689</b> 1.519	<b>5210</b>	<b>51</b> 11480	<b>42</b> 9450	4000	5300
	<b>110</b> 4.3307	<b>44.4</b> 1.7480	<b>2</b> 0.0787	<b>1.81</b> 3.991	<b>5310</b>	<b>85.5</b> 19240	<b>64.5</b> 14510	3600	4800
<b>55</b> 2.1653	<b>100</b> 3.9370	<b>33.3</b> 1.3110	<b>1.5</b> 0.0590	<b>0.986</b> 2.174	<b>5211</b>	<b>63</b> 14180	<b>53</b> 11930	3600	4900
	<b>120</b> 3.9370	<b>49.2</b> 1.9370	<b>2</b> 0.0787	<b>2.32</b> 5.116	<b>5311</b>	<b>106</b> 23850	<b>82</b> 18450	3300	4400
<b>60</b> 2.3622	<b>110</b> 4.3307	<b>36.5</b> 1.4370	<b>1.5</b> 0.0590	<b>1.27</b> 2.800	<b>5212</b>	<b>71.5</b> 16090	<b>58.5</b> 13160	3400	4500
	<b>130</b> 5.1181	<b>54</b> 2.1259	<b>2.1</b> 0.0826	<b>3.05</b> 6.725	<b>5312</b>	<b>122</b> 27450	<b>95.5</b> 21490	3000	4000
	<b>65</b> 2.5590	<b>120</b> 3.9370	<b>38.1</b> 1.5000	<b>1.5</b> 0.0590	<b>1.57</b> 3.462	<b>5213</b>	<b>83.5</b> 18790	<b>72.5</b> 16310	3100
<b>140</b> 5.5118		<b>58.7</b> 2.3110	<b>2.1</b> 0.0826	<b>3.96</b> 8.732	<b>5313</b>	<b>138</b> 31050	<b>109</b> 24530	2800	3700
<b>70</b> 2.7559	<b>125</b> 4.9212	<b>39.7</b> 1.5629	<b>1.5</b> 0.0590	<b>1.8</b> 3.969	<b>5214</b>	<b>90.5</b> 20360	<b>79.5</b> 17890	2900	3900
	<b>150</b> 5.9055	<b>63.5</b> 2.5000	<b>2.1</b> 0.0826	<b>4.74</b> 10.452	<b>5314</b>	<b>155</b> 34880	<b>125</b> 28130	2600	3500
<b>75</b> 2.9527	<b>130</b> 5.1181	<b>41.3</b> 1.6259	<b>1.5</b> 0.0590	<b>1.9</b> 4.190	<b>5215</b>	<b>90</b> 20250	<b>80.5</b> 18110	2700	3600
	<b>160</b> 6.2992	<b>68.3</b> 2.6889	<b>2.1</b> 0.0826	<b>5.65</b> 12.458	<b>5315</b>	<b>168</b> 37800	<b>141</b> 31730	2400	3200
<b>80</b> 3.1496	<b>140</b> 5.5118	<b>44.4</b> 1.7480	<b>2</b> 0.0787	<b>2.39</b> 5.270	<b>5216</b>	<b>106</b> 23850	<b>95.5</b> 21490	2500	3400
	<b>150</b> 3.3464	<b>49.2</b> 5.9055	<b>2</b> 0.0787	<b>3.06</b> 6.747	<b>5217</b>	<b>112</b> 25200	<b>106</b> 23850	2400	3200
<b>90</b> 3.5433	<b>160</b> 6.2992	<b>52.4</b> 2.0629	<b>2</b> 0.0787	<b>3.73</b> 8.225	<b>5218</b>	<b>140</b> 31500	<b>129</b> 29030	2200	3000
	<b>170</b> 3.7401	<b>55.6</b> 6.6929	<b>2.1</b> 0.0826	<b>4.86</b> 10.716	<b>5219</b>	<b>159</b> 35780	<b>148</b> 33300	2100	2800
<b>100</b> 3.9370	<b>180</b> 7.0866	<b>60.3</b> 2.3740	<b>2.1</b> 0.0826	<b>5.94</b> 13.098	<b>5220</b>	<b>178</b> 40050	<b>167</b> 37580	2000	2700





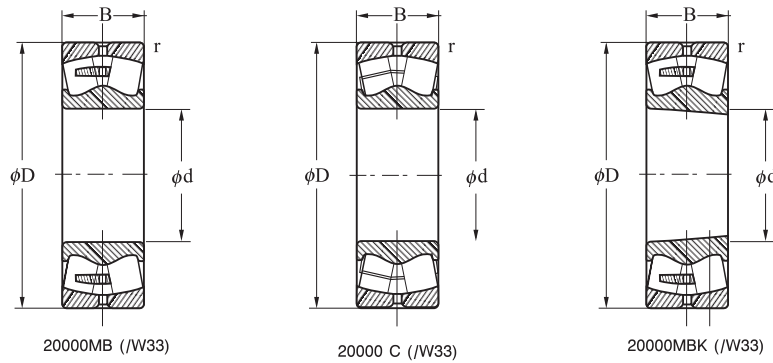


# SPHERICAL ROLLER BEARINGS



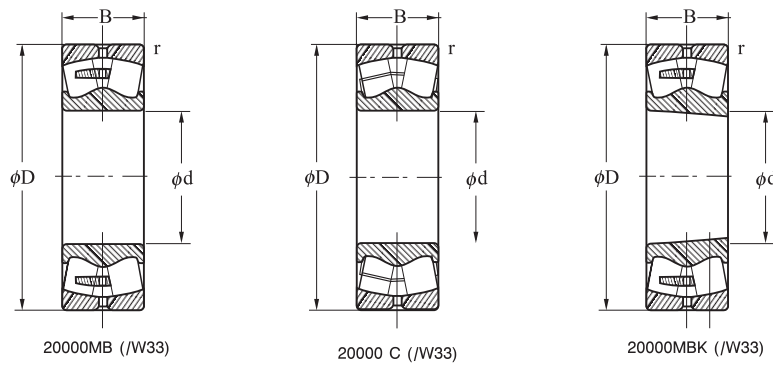
Principal dimensions mm (in)				Weight kg (lb)	Bearing Number		Basic Load Rating kN (lbf)		Limiting Speed (rpm)	
d	D	B	r <sub>min</sub>		Cylindrical Bore	Tapered Bore	Dynamic Cr	Static Cor	Grease	Oil
25 0.9842	52 2.0472	18.0 0.7086	1.0 0.039	0.17 0.374	22205C	22205CK	39.38 8860	36.80 8280	8000	10000
30 1.1811	62 2.4409	20.0 0.7874	1.0 0.039	0.27 0.595	22206MB W33	22206MBK W33	51.80 11660	56.80 12780	6300	8000
35 1.3779	72 2.8346	23.0 0.9055	1.1 0.043	0.39 0.859	22207MB W33	22207MBK W33	66.50 14960	76.00 17100	5300	6700
40 1.5748	80 3.1496	23.0 0.9055	1.1 0.043	0.47 1.036	22208MB W33	22208MBK W33	78.50 17660	90.80 20430	5000	6000
	90 3.5433	33.0 1.2992	1.5 0.059	0.96 2.116	22308MB W33	22308MBK W33	120.00 27000	138.00 31050	4300	5300
45 1.7716	85 3.3464	23.0 0.9055	1.1 0.043	0.52 1.146	22209MB W33	22209MBK W33	82.00 18450	97.50 21940	4500	5600
	100 3.9370	36.0 1.4173	1.5 0.059	1.28 2.822	22309MB W33	22309MBK W33	142.00 31950	170.00 38250	3800	4800
50 1.9685	90 3.5433	23.0 0.9055	1.1 0.043	0.56 1.234	22210MB W33	22210MBK W33	92.95 20910	105.00 23630	4000	5000
	110 4.3307	40.0 1.5748	2.0 0.078	1.69 3.726	22310MB W33	22310MBK W33	192.50 43310	210.00 47250	3400	4300
55 2.1653	100 3.9370	25.0 0.9842	1.5 0.059	0.76 1.675	22211MB W33	22211MBK W33	112.20 25250	125.00 28130	3600	4500
	120 4.7244	43.0 1.6929	2.0 0.078	2.16 4.762	22311MB W33	22311MBK W33	228.80 51480	250.00 56250	3000	3800
60 2.3622	110 4.3307	28.0 1.1023	1.5 0.059	1.04 2.293	22212MB W33	22212MBK W33	134.20 30200	155.00 34880	3200	4000
	130 5.1181	46.0 1.8110	2.1 0.082	2.72 5.997	22312MB W33	22312MBK W33	261.80 58910	285.00 64130	2800	3600
65 2.5590	120 4.7244	31.0 1.2204	1.5 0.059	1.43 3.153	22213MB W33	22213MBK W33	165.00 37130	195.00 43880	2800	3600
	140 5.5118	48.0 1.8897	2.1 0.082	3.59 7.915	22313MB W33	22313MBK W33	286.00 64350	315.00 70880	2400	3200
70 2.7559	125 4.9212	31.0 1.2204	1.5 0.059	1.51 3.329	22214MB W33	22214MBK W33	173.80 39110	205.00 46130	2600	3400
	150 5.9055	51.0 2.0078	2.1 0.082	4.39 9.679	22314MB W33	22314MBK W33	321.20 72270	362.00 81450	2200	3000
75 2.9527	130 5.1181	31.0 1.2204	1.5 0.059	1.59 3.505	22215MB W33	22215MBK W33	178.20 40100	215.00 48380	2400	3200
	160 6.2992	55.0 2.1653	2.1 0.082	4.96 10.936	22315MB W33	22315MBK W33	376.20 84650	438.00 98550	2000	2800
80 3.1496	140 5.5118	33.0 1.2992	2.0 0.078	1.90 4.189	22216MB W33	22216MBK W33	192.50 43310	238.00 53550	2200	3000
	170 6.6929	58.0 2.2834	2.1 0.082	6.41 14.134	22316MB W33	22316MBK W33	423.50 95290	498.00 112050	1900	2600
85 3.3464	150 5.9055	36.0 1.4173	2.0 0.078	2.41 5.314	22217MB W33	22217MBK W33	231.00 51980	278.00 62550	2000	2800
	180 7.0866	60.0 2.3622	3.0 0.118	7.33 16.162	22317MB W33	22317MBK W33	462.00 103950	540.00 121500	1800	2400
90 3.5433	160 6.2992	40.0 1.5748	2.0 0.078	3.11 6.857	22218MB W33	22218MBK W33	264.00 59400	322.00 72450	1900	2600
	160 6.2992	52.4 2.0629	2.0 0.078	4.51 9.944	23218MB W33	23218MBK W33	315.00 70880	455.00 102380	1800	2500
	190 7.4803	64.0 2.5196	3.0 0.118	8.06 17.772	22318MB W33	22318MBK W33	522.50 117580	622.00 139950	1800	2400
95 3.7401	170 6.6929	43.0 1.6929	2.1 0.082	3.82 8.423	22219MB W33	22219MBK W33	305.80 68810	380.00 85500	1900	2600
	200 7.8740	67.0 2.6377	3.0 0.118	9.29 20.484	22319MB W33	22319MBK W33	572.00 128700	688.00 154800	1700	2200
100 3.9370	150 5.9055	50.0 1.9685	1.5 0.059	3.08 6.791	24020MB W33	24020MBK W33	212.40 47790	228.60 51440	1600	2000
	165 6.4960	52.0 2.0472	2.0 0.078	4.35 9.591	23120MB W33	23120MBK W33	352.00 79200	505.00 113630	1600	2000
	180 7.0866	46.0 1.8110	2.1 0.082	4.62 10.187	22220MB W33	22220MBK W33	341.00 76730	425.00 95630	1800	2400
	180 7.0866	60.3 2.3740	2.1 0.082	6.58 14.508	23220MB W33	23220MBK W33	405.00 91130	580.00 130500	1600	2200
	215 8.4645	73.0 2.8740	3.0 0.118	12.20 26.901	22320MB W33	22320MBK W33	668.80 150480	815.00 183380	1400	1800
110 4.3307	170 6.6929	45.0 1.7716	2.0 0.078	3.75 8.268	23022MB W33	23022MBK W33	297.00 66830	448.00 100800	1400	1800
	170 6.6929	60.0 2.3622	2.0 0.078	4.94 10.892	24022MB W33	24022MBK W33	759.00 170780	1030.00 231750	1400	1800
	180 7.0866	56.0 2.2047	2.0 0.078	5.70 12.568	23122MB W33	23122MBK W33	412.50 92810	595.00 133880	1300	1700

# SPHERICAL ROLLER BEARINGS



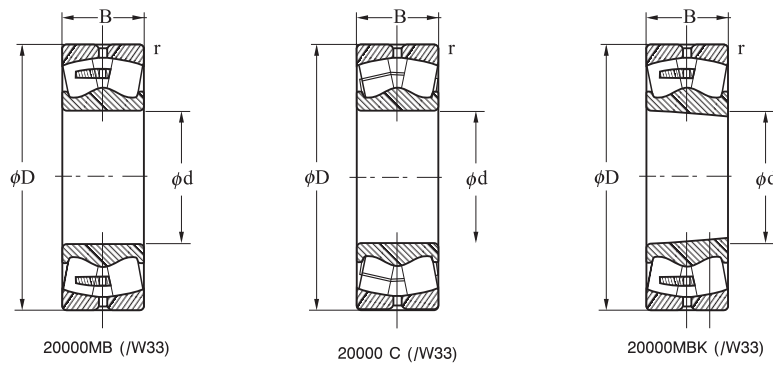
Principal dimensions mm (in)				Weight kg (lb)	Bearing Number		Basic Load Rating kN (lbf)		Limiting Speed (rpm)		
d	D	B	r <sub>min</sub>		Cylindrical Bore	Tapered Bore	Dynamic Cr	Static Cor	Grease	Oil	
	180 7.0866	69.0 2.7165	2.0 0.078	6.48 14.288	<b>24122MB W33</b>	24122MBK W33	503.80 113360	775.00 174380	1600	2000	
	200 7.8740	53.0 2.0866	2.1 0.082	6.77 14.927	<b>22222MB W33</b>	22222MBK W33	445.50 100240	575.00 129380	1700	2200	
	200 7.8740	69.8 2.7480	2.1 0.082	9.54 21.035	<b>23222MB W33</b>	23222MBK W33	566.50 127460	785.00 176630	1400	1800	
	240 9.4488	80.0 3.1496	3.0 0.118	17.00 37.485	<b>22322MB W33</b>	22322MBK W33	764.50 172010	935.00 210380	1500	1900	
	<b>120</b> 4.7244	180 7.0866	46.0 1.811	2.0 0.078	4.11 9.062	<b>23024MB W33</b>	23024MBK W33	233.20 52470	470.00 105750	1200	1600
	180 7.0866	60.0 2.3622	2.0 0.078	5.33 11.752	<b>24024MB W33</b>	24024MBK W33	418.00 94050	675.00 151880	1500	2000	
	200 7.8740	62.0 2.4409	2.0 0.078	7.84 17.287	<b>23124MB W33</b>	23124MBK W33	495.00 111380	722.00 162450	1400	1800	
	200 7.8740	80.0 3.1496	2.0 0.078	10.00 22.050	<b>24124MB W33</b>	24124MBK W33	632.50 142310	998.00 224550	1200	1600	
	215 8.4645	58.0 2.2834	2.1 0.082	8.45 18.632	<b>22224MB W33</b>	22224MBK W33	517.00 116330	678.00 152550	1600	2000	
	215 8.4645	76.0 2.9921	2.1 0.082	12.10 26.680	<b>23224MB W33</b>	23224MBK W33	585.00 131630	880.00 198000	1300	1900	
	260 10.2362	86.0 3.3858	3.0 0.118	22.60 49.833	<b>22324MB W33</b>	22324MBK W33	929.50 209140	1160.00 261000	1500	1900	
	<b>130</b> 5.1181	200 7.8740	52.0 2.0472	2.0 0.078	5.98 13.185	<b>23026MB W33</b>	23026MBK W33	412.50 92810	630.00 141750	1700	2000
	200 7.8740	69.0 2.7165	2.0 0.078	7.84 17.287	<b>24026MB W33</b>	24026MBK W33	505.00 113630	895.00 201380	1300	1900	
	210 8.2677	64.0 2.5196	2.0 0.078	8.68 19.139	<b>23126MB W33</b>	23126MBK W33	495.00 111380	795.00 178880	1300	1800	
	210 8.2677	80.0 3.1496	2.0 0.078	10.70 23.593	<b>24126MB W33</b>	24126MBK W33	643.50 144790	1030.00 231750	1300	1700	
	230 9.0551	64.0 2.5196	3.0 0.118	10.50 23.152	<b>22226MB W33</b>	22226MBK W33	605.00 136130	810.00 182250	1400	1800	
	230 9.0551	80.0 3.1496	3.0 0.118	14.30 31.531	<b>23226MB W33</b>	23226MBK W33	618.20 139100	832.00 187200	1600	2000	
	280 11.0236	93.0 3.6614	4.0 0.157	28.10 61.960	<b>22326MB W33</b>	22326MBK W33	1062.00 238950	1300.00 292500	1400	1800	
	<b>140</b> 5.5118	210 8.2677	53.0 2.0866	2.0 0.078	6.49 14.310	<b>23028MB W33</b>	23028MBK W33	434.50 97760	680.00 153000	1600	1900
	210 8.2677	69.0 2.7165	2.0 0.078	8.37 18.455	<b>24028MB W33</b>	24028MBK W33	536.80 120780	895.00 201380	1300	1700	
	225 8.8582	68.0 2.6771	2.1 0.082	10.50 23.152	<b>23128MB W33</b>	23128MBK W33	591.80 133160	905.00 203630	1200	1600	
	225 8.8582	85.0 3.3464	2.1 0.082	13.00 28.665	<b>24128MB W33</b>	24128MBK W33	737.00 165830	1200.00 270000	1200	1600	
	250 9.8425	68.0 2.6771	3.0 0.118	14.50 31.972	<b>22228MB W33</b>	22228MBK W33	690.80 155430	930.00 209250	1300	1700	
	250 9.8482	88.0 3.4645	3.0 0.118	18.80 41.454	<b>23228MB W33</b>	23228MBK W33	805.00 181130	1270.00 285750	1100	1600	
	300 11.8110	102.0 4.0157	4.0 0.157	35.50 78.277	<b>22328MB W33</b>	22328MBK W33	1243.00 279680	1610.00 362250	1300	1700	
	<b>150</b> 5.9055	225 8.8582	56.0 2.2047	2.1 0.082	7.90 17.419	<b>23230MB W33</b>	23230MBK W33	475.20 106920	750.00 168750	1400	1800
	225 8.8582	75.0 2.9527	2.1 0.082	10.50 23.152	<b>24030MB W33</b>	24030MBK W33	585.00 131630	1060.00 238500	1100	1600	
	250 9.8425	80.0 3.1496	2.1 0.082	15.80 34.839	<b>23130MB W33</b>	23130MBK W33	730.00 164250	1190.00 267750	1100	1500	
	250 9.8482	100.0 3.9370	2.1 0.082	19.80 43.659	<b>24130MB W33</b>	24130MBK W33	895.00 201380	1550.00 348750	1100	1500	
	270 10.6299	73.0 2.8740	3.0 0.118	18.40 40.572	<b>22230MB W33</b>	22230MBK W33	825.00 185630	1130.00 254250	1300	1600	
	270 10.6299	96.0 3.7795	3.0 0.118	24.20 53.361	<b>23230MB W33</b>	23230MBK W33	935.00 210380	1460.00 328500	1000	1500	
	320 12.5984	108.0 4.2519	4.0 0.157	41.50 91.507	<b>22330MB W33</b>	22330MBK W33	1397.00 314330	1850.00 416250	1200	1500	
	<b>160</b> 6.2992	240 9.4488	60.0 2.3622	2.1 0.082	9.66 21.300	<b>23032MB W33</b>	23032MBK W33	558.80 125730	890.00 200250	14300	1700
	240 9.4488	80.0 3.1496	2.1 0.082	12.70 28.003	<b>24032MB W33</b>	24032MBK W33	650.00 146250	1200.00 270000	1100	1500	
	270 10.6299	86.0 3.3858	2.1 0.082	20.30 44.761	<b>23132MB W33</b>	23132MBK W33	840.00 189000	1370.00 308250	1000	1400	
	270 10.6299	109.0 4.2913	2.1 0.082	25.40 56.007	<b>24132MB W33</b>	24132MBK W33	1040.00 234000	1780.00 400500	1000	1400	

# SPHERICAL ROLLER BEARINGS



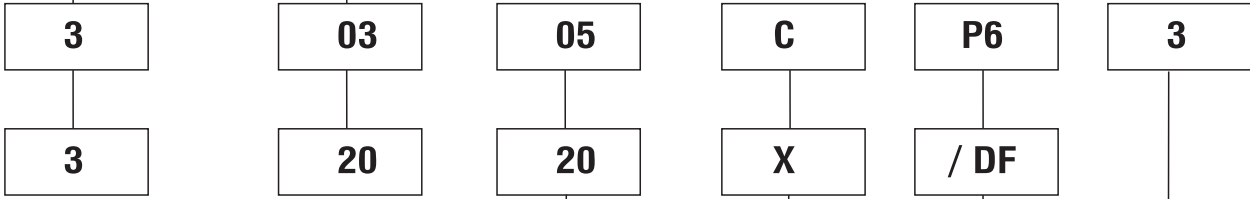
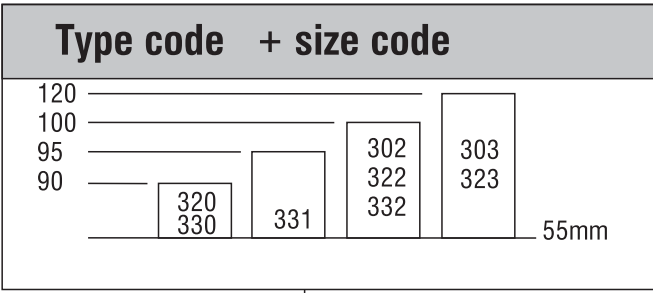

Principal dimensions mm (in)				Weight kg (lb)	Bearing Number		Basic Load Rating kN (lbf)		Limiting Speed (rpm)		
d	D	B	r <sub>min</sub>		Cylindrical Bore	Tapered Bore	Dynamic Cr	Static Cor	Grease	Oil	
	290 11.4173	80 3.1496	3.0 0.118	23.20 51.156	<b>22232MB W33</b>	22232MBK W33	932.80 209880	1290.00 290250	1200	1500	
	290 11.4173	104 4.0944	3.0 0.118	30.50 67.252	<b>23232MB W33</b>	23232MBK W33	1050.00 236250	1660.00 373500	950	1400	
	340 13.3858	114 4.4881	4.0 0.157	49.40 108.927	<b>22332MB W33</b>	22332MBK W33	1390.00 312750	1950.00 438750	940	1300	
<b>170</b> 6.6929	260 10.2362	67 2.6377	2.1 0.082	13.00 28.665	<b>23034MB W33</b>	23034MBK W33	676.50 152210	1100.00 247500	1200	1600	
	260 10.2362	90 3.5433	2.1 0.082	17.30 38.146	<b>24034MB W33</b>	24034MBK W33	800.00 180000	1470.00 330750	990	1400	
	280 11.0236	88 3.4645	2.1 0.082	21.80 48.069	<b>23134MB W33</b>	23134MBK W33	885.00 199130	1490.00 335250	940	1300	
	280 11.0236	109 4.2913	2.1 0.082	26.60 58.653	<b>24134MB W33</b>	24134MBK W33	1080.00 243000	1880.00 423000	940	1300	
	310 12.2047	86 3.3858	4.0 0.157	28.80 63.504	<b>22234MB W33</b>	22234MBK W33	1073.00 241430	1500.00 337500	1100	1400	
	310 12.2047	110 4.3307	4.0 0.157	36.40 80.262	<b>23234MB W33</b>	23234MBK W33	1180.00 265500	1960.00 441000	890	1300	
	360 14.1732	120 4.7244	4.0 0.157	57.90 127.669	<b>22334MB W33</b>	22334MBK W33	1520.00 342000	2150.00 483750	870	1200	
	<b>180</b> 7.0866	280 11.0236	74 2.9133	2.1 0.082	17.10 37.705	<b>23036MB W33</b>	23036MBK W33	789.80 177710	3110.00 694750	1200	1400
		280 11.0236	100 3.9370	2.1 0.082	22.70 50.053	<b>24036MB W33</b>	24036MBK W33	975.00 219380	1800.00 405000	940	1300
300 11.8110		96 3.7795	3.0 0.118	27.50 60.637	<b>23136MB W33</b>	23136MBK W33	1155.00 259880	1830.00 411750	900	1200	
300 11.8110		118 4.6456	3.0 0.118	33.10 72.985	<b>24136MB W33</b>	24136MBK W33	1320.00 297000	2200.00 495000	900	1200	
260 10.2362		86 3.3858	4.0 0.157	30.20 66.5591	<b>22236MB W33</b>	22236MBK W33	1111.00 249980	1590.00 357750	1100	1300	
320 12.5984		112 4.4094	4.0 0.157	38.90 85.7745	<b>23236MB W33</b>	23236MBK W33	1260.00 283500	2080.00 468000	830	1200	
320 12.5984		126 4.9606	4.0 0.157	67.00 147.735	<b>22336MB W33</b>	22336MBK W33	1710.00 384750	2520.00 567000	820	1200	
<b>190</b> 7.4803		380 14.9606	75 2.9527	2.1 0.082	17.60 38.808	<b>23038MB W33</b>	23038MBK W33	830.50 186860	1380.00 310500	1100	1400
		290 11.4173	100 3.9370	2.1 0.082	23.90 52.699	<b>24038MB W33</b>	24038MBK W33	995.00 223880	1850.00 416250	880	1300
	290 11.4173	104 4.0944	3.0 0.118	34.50 76.072	<b>23138MB W33</b>	23138MBK W33	1190.00 267750	2020.00 454500	840	1200	
	320 12.5984	128 5.0393	3.0 0.118	41.50 91.507	<b>24138MB W33</b>	24138MBK W33	1420.00 319500	2480.00 558000	840	1200	
	320 12.5984	92 3.6220	4.0 0.157	35.50 78.277	<b>22238MB W33</b>	22238MBK W33	1595.00 358880	2490.00 560250	800	1100	
	340 13.3858	120 4.7244	4.0 0.157	47.60 104.958	<b>23238MB W33</b>	23238MBK W33	1420.00 319500	2360.00 531000	780	1100	
	340 13.3858	132 5.1968	5.0 0.157	78.10 172.210	<b>22338MB W33</b>	22338MBK W33	1850.00 416250	2750.00 618750	770	1100	
	<b>200</b> 7.8740	400 15.7480	82 3.2283	2.1 0.082	22.60 49.833	<b>23040MB W33</b>	23040MBK W33	979.00 220280	1650.00 371250	1000	1100
		310 12.2047	109 4.2913	2.1 0.082	30.40 67.032	<b>24040MB W33</b>	24040MBK W33	1170.00 263250	2180.00 490500	840	1200
310 12.2047		112 2.9527	3.0 0.118	42.60 93.933	<b>23140MB W33</b>	23140MBK W33	1518.00 341550	2460.00 553500	800	1000	
340 13.3858		140 5.5118	3.0 0.118	51.30 113.116	<b>24140MB W33</b>	24140MBK W33	1630.00 366750	2900.00 652500	790	1100	
340 13.3858		98 3.8582	4.0 0.157	42.70 94.153	<b>22240MB W33</b>	22240MBK W33	1771.00 398480	2790.00 627750	750	1000	
360 14.1732		128 5.0393	4.0 0.157	57.10 125.905	<b>23240MB W33</b>	23240MBK W33	1610.00 362250	2640.00 594000	740	1100	
360 14.1732		138 5.4330	5.0 0.157	92.60 204.183	<b>22340MB W33</b>	22340MBK W33	2040.00 459000	3050.00 686250	730	1000	

# SPHERICAL ROLLER BEARINGS



Principal dimensions mm (in)				Weight kg (lb)	Bearing Number		Basic Load Rating kN (lbf)		Limiting Speed (rpm)	
d	D	B	r <sub>min</sub>		Cylindrical Bore	Tapered Bore	Dynamic Cr	Static Cor	Grease	Oil
<b>220</b> 8.6614	340	90	3.0	29.90	<b>23044MB W33</b>	23044MBK W33	954.00	1728.00	774	1080
	13.3858	3.5433	0.118	65.929			214650	388800		
	340	118	3.0	40.20	<b>24044MB W33</b>	24044MBK W33	1215.00	2313.00	675	990
	13.3858	4.6456	0.118	88.641			273380	520430		
	370	120	4.0	53.30	<b>23144MB W33</b>	23144MBK W33	1404.00	2439.00	639	900
	14.5669	4.7244	0.157	117.526			315900	548780		
	370	150	4.0	67.00	<b>24144MB W33</b>	24144MBK W33	1692.00	3060.00	639	900
	14.5669	5.9055	0.157	147.735			380700	688500		
	400	108	4.0	60.40	<b>22244MB W33</b>	22244MBK W33	1395.00	2178.00	648	900
	15.7480	4.2519	0.157	133.182			313880	490050		
400	144	4.0	80.00	<b>23244MB W33</b>	23244MBK W33	1773.00	2925.00	594	846	
15.7480	5.6692	0.157	176.400			398930	658130			
460	145	5.0	117.00	<b>22344MB W33</b>	22344MBK W33	2115.00	3150.00	594	846	
18.1102	5.7086	0.157	257.985			475880	708750			
<b>240</b> 9.4488	360	92	3.0	33.40	<b>23048MB W33</b>	23048MBK W33	1017.00	1926.00	702	990
	14.1732	3.6220	0.118	73.647			228830	433350		
	360	118	3.0	43.00	<b>24048MB W33</b>	24048MBK W33	1278.00	2529.00	621	882
	14.1732	4.6456	0.118	94.815			287550	569030		
	400	128	4.0	65.80	<b>23148MB W33</b>	23148MBK W33	1557.00	2745.00	576	828
	15.7480	5.0393	0.157	145.089			350330	617630		
	400	160	4.0	82.20	<b>24148MB W33</b>	24148MBK W33	1899.00	3420.00	576	828
	15.7480	6.2992	0.157	181.251			427280	769500		
	440	120	4.0	81.70	<b>22248MB W33</b>	22248MBK W33	1728.00	2745.00	594	846
	17.3228	4.7244	0.157	180.148			388800	617630		
440	160	4.0	108.00	<b>23248MB W33</b>	23248MBK W33	2142.00	3600.00	540	774	
17.3228	6.2992	0.157	238.14			481950	810000			
500	155	5.0	148.00	<b>22348MB W33</b>	22348MBK W33	2421.00	3645.00	540	765	
19.6850	6.1023	0.157	326.34			544730	820130			
<b>260</b> 10.2362	400	104	4.0	48.50	<b>23052MB W33</b>	23052MBK W33	1278.00	2358.00	648	900
	15.7480	4.0944	0.157	106.942			287550	530550		
	400	140	4.0	65.20	<b>24052MB W33</b>	24052MBK W33	1647.00	3195.00	567	810
	15.7480	5.5118	0.157	143.766			370580	718880		
	440	144	4.0	91.40	<b>23152MB W33</b>	23152MBK W33	1890.00	3375.00	531	756
	17.3228	5.6692	0.157	201.537			425250	759380		
	440	180	4.0	114.00	<b>24152MB W33</b>	24152MBK W33	2214.00	4050.00	531	756
	17.3228	7.0866	0.157	251.370			498150	911250		
	480	130	5.0	106.00	<b>22252MB W33</b>	22252MBK W33	2007.00	3240.00	540	774
	18.8976	5.1181	0.157	233.730			451580	729000		
480	174	5.0	141.00	<b>23252MB W33</b>	23252MBK W33	2428.00	4230.00	495	702	
18.8976	6.8503	0.157	310.905			558900	951750			
540	165	6.0	183.00	<b>22352MB W33</b>	22352MBK W33	2790.00	4230.00	486	702	
21.2598	6.4960	0.236	403.515			627750	951750			
<b>280</b> 11.0236	420	106	4.0	52.40	<b>23056MB W33</b>	23056MBK W33	1359.00	2628.00	594	846
	16.5354	4.1732	0.157	115.542			305780	591300		
	420	140	4.0	69.00	<b>24056MB W33</b>	24056MBK W33	1755.00	3555.00	522	738
	16.5354	5.5118	0.157	152.145			394880	799880		
	460	146	4.0	97.70	<b>23156MB W33</b>	23156MBK W33	2025.00	3735.00	486	693
	18.1102	5.7480	0.157	215.428			455630	840380		
	460	180	4.0	120.00	<b>24156MB W33</b>	24156MBK W33	2412.00	4590.00	486	693
	18.1102	7.0866	0.157	264.600			542700	1032750		
	500	130	5.0	112.00	<b>22256MB W33</b>	22256MBK W33	2079.00	3420.00	495	711
	19.6850	5.1181	0.157	246.960			467780	769500		
500	176	5.0	150.00	<b>23256MB W33</b>	23256MBK W33	2637.00	4635.00	450	648	
19.6850	6.9291	0.157	330.750			593330	1042880			
580	175	6.0	224.00	<b>22356MB W33</b>	22356MBK W33	3150.00	4815.00	450	639	
22.8346	6.8897	0.236	493.920			708750	1083380			
<b>300</b> 11.8110	460	118	4.0	72.40	<b>23060MB W33</b>	23060MBK W33	1701.00	3195.00	549	783
	18.1102	4.6456	0.157	159.642			382730	718880		
	460	160	4.0	98.00	<b>24060MB W33</b>	24060MBK W33	2205.00	4455.00	477	684
	18.1102	6.2992	0.157	216.090			496130	1002380		
	500	160	5.0	131.00	<b>23160MB W33</b>	23160MBK W33	2421.00	4365.00	450	639
	19.6850	6.2992	0.157	288.855			544730	982130		
	500	200	5.0	161.00	<b>24160MB W33</b>	24160MBK W33	2970.00	5760.00	450	639
	19.6850	7.8740	0.157	355.005			668250	1296000		
	540	140	5.0	141.00	<b>22260MB W33</b>	22260MBK W33	2403.00	3915.00	459	657
	21.2598	5.5118	0.157	310.905			540680	880880		
540	192	5.0	193.00	<b>23260MB W33</b>	23260MBK W33	3105.00	5400.00	414	594	
21.2598	7.5590	0.157	425.565			698630	1215000			
620	185	7.5	270.00	<b>22360MB W33</b>	22360MBK W33	3240.00	4860.00	414	594	
24.4094	7.2834	0.295	593.350			729000	1093500			





**L.D.**

5 X --	=	mm
5 X 5	=	25 mm
5 X 20	=	100 mm

**Tolerance class of tapered roller bearings**

- /P0: Equivalent to AFBMA class 4
- /P6: Equivalent to AFBMA class 2
- /P5: Equivalent to AFBMA class 3
- /P4: Equivalent to AFBMA class 0
- /P2: Equals tolerance ABEC9

**Mounting combinations:**

- DB: Back-to-back
- DF: Face-to-face
- KLR: DB combination cone spacer
- KR: DF combination cup spacer

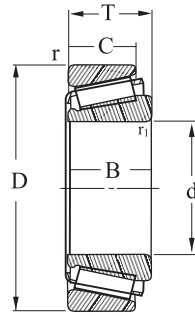
**Designs, Types and Features**

X: Dimension series 320 & 329 conform W/ISO/R355

**Contact angle**

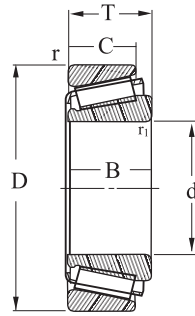
- C: Medium contact angle 17° ~ 24°
- D: Steep contact angle 25° ~ 45° now replaced by using 313xx series
- LM: Light load symbol
- HM: Heavy load symbol

# TAPERED ROLLER BEARINGS



Principal dimensions mm (in)							Weight kg (lb)	Bearing Number	Basic Load Rating kN (lbf)		Limiting Speed (rpm)		
d	D	T	B	C	r <sub>lmin</sub>	r <sub>smin</sub>			Dynamic C <sub>r</sub>	Static Cor	Grease	Oil	
15 0.5905	35 1.3779	11.75 0.4626	11 0.4330	10.0 0.3937	0.6 0.024	0.6 0.024	0.053 0.117	30202	20.88 4700	19.97 4490	9400	12000	
	42 1.6535	14.25 0.5610	13 0.5118	11.0 0.4330	1.0 0.039	1.0 0.039	0.098 0.216						30302
17 0.6692	40 1.5748	13.25 0.5216	12 0.4724	11.0 0.4330	1.0 0.039	1.0 0.039	0.079 0.174	30203	18.45 4150	19.49 4390	9400	12000	
	40 1.5748	17.25 0.6791	16 0.6299	14.0 0.5511	1.0 0.039	1.0 0.039	0.105 0.232	32203					
	47 1.8503	15.25 0.6003	14 0.5511	12.0 0.4724	1.0 0.039	1.0 0.039	0.134 0.295	30303	26.01 5850	25.25 5680	8600	11000	
	47 1.8503	19.25 0.7578	18 0.7086	15.0 0.5905	1.0 0.039	1.0 0.039	0.160 0.353	32004X					
20 0.7874	42 1.6535	15.00 0.5905	15 0.5905	12.0 0.4724	0.6 0.024	0.6 0.024	0.097 0.214	32004	22.41 5040	26.78 6030	9000	12000	
	47 1.8503	15.25 0.6003	14 0.5511	12.0 0.4724	1.0 0.039	1.0 0.039	0.127 0.280						30204
	47 1.8503	19.25 0.7578	18 0.7086	15.0 0.5905	1.0 0.039	1.0 0.039	0.160 0.353	32204	32.85 7390	37.92 8530	8400	11000	
	52 2.0472	16.25 0.6397	15 0.5905	13.0 0.5118	1.5 0.059	1.5 0.059	0.172 0.379	30304					
	52 2.0472	22.25 0.8759	21 0.8267	18.0 0.7086	1.5 0.059	1.5 0.059	0.241 0.531	32304	41.85 9420	46.56 10480	7600	10000	
	52 2.0472	22.25 0.8759	21 0.8267	18.0 0.7086	1.5 0.059	1.5 0.059	0.241 0.531	32304					
25 0.9842	47 1.8503	15.00 0.5905	15 0.5905	11.5 0.4527	0.6 0.024	0.6 0.024	0.116 0.256	32005X	25.02 5630	32.16 7240	7500	10000	
	47 1.8503	17.00 0.6692	17 0.6692	14.0 0.5511	0.6 0.024	0.6 0.024	0.131 0.289	33005					
	52 2.0472	16.25 0.6397	15 0.5905	13.0 0.5118	1.0 0.039	1.0 0.039	0.157 0.346	30205	28.35 6380	32.64 7340	6900	9300	
	52 2.0472	19.25 0.7578	18 0.7086	15.0 0.5905	1.0 0.039	1.0 0.039	0.187 0.412	32205					
	52 2.0472	22.00 0.8661	22 0.8661	18.0 0.7086	1.0 0.039	1.0 0.039	0.221 0.487	33205	42.75 9620	55.20 12420	6900	9300	
	62 2.4409	18.25 0.7185	17 0.6692	15.0 0.5905	1.5 0.059	1.5 0.059	0.270 0.595	30305					
	62 2.4409	25.25 0.9940	24 0.9448	20.0 0.7874	1.5 0.059	1.5 0.059	0.376 0.829	32305	55.35 12450	61.92 13930	6400	8400	
	62 2.4409	25.25 0.9940	24 0.9448	20.0 0.7874	1.5 0.059	1.5 0.059	0.376 0.829	32305					
	30 1.1811	55 2.1653	17.00 0.6692	17 0.6692	13.0 0.5118	1.0 0.039	1.0 0.039	0.172 0.379	32006X	33.75 7590	44.16 9940	6600	8700
		55 2.1653	20.00 0.7874	20 0.7874	16.0 0.6299	1.0 0.039	1.0 0.039	0.208 0.459	33006				
62 2.4409		17.25 0.6791	16 0.6299	14.0 0.5511	1.0 0.039	1.0 0.039	0.238 0.525	30206	39.15 8810	46.08 10370	6000	7900	
62 2.4409		21.25 0.8366	20 0.7874	17.0 0.6692	1.0 0.039	1.0 0.039	0.297 0.655	32206					
62 2.4409		25.00 0.9842	25 0.9842	19.5 0.7677	1.0 0.039	1.0 0.039	0.355 0.783	33206	58.50 13160	73.92 16630	6000	7900	
72 2.8346		20.75 0.8169	19 0.7480	16.0 0.6299	1.5 0.059	1.5 0.059	0.403 0.889	30306					
72 2.8346		28.75 1.1318	27 1.0629	23.0 0.9055	1.5 0.059	1.5 0.059	0.570 1.257	32306	72.90 16400	86.40 19440	5400	7200	
72 2.8346		28.75 1.1318	27 1.0629	23.0 0.9055	1.5 0.059	1.5 0.059	0.570 1.257	32306					
35 1.3779		62 2.4409	18.00 0.7086	18 0.7086	14.0 0.5511	1.0 0.039	1.0 0.039	0.230 0.507	32007X	37.35 8400	50.40 11340	5800	7700
		62 2.4409	21.00 0.8267	21 0.8267	17.0 0.6692	1.0 0.039	1.0 0.039	0.267 0.589	33007				
	72 2.8346	18.25 0.7185	17 0.6692	15.0 0.5905	1.5 0.059	1.5 0.059	0.340 0.750	30207	49.95 11240	59.04 13280	5200	7000	
	72 2.8346	24.25 0.9547	23 0.9055	19.0 0.7480	1.5 0.059	1.5 0.059	0.456 1.005	32207					
	72 2.8346	28.00 1.1023	28 1.1023	22.0 0.8661	1.5 0.059	1.5 0.059	0.540 1.191	33207	78.75 17720	104.64 23540	5200	7000	
	80 3.1496	22.75 0.8956	21 0.8267	18.0 0.7086	2.0 0.079	1.5 0.059	0.538 1.186	30307					
	80 3.1496	32.75 1.2893	31 1.2204	25.0 0.9842	2.0 0.079	1.5 0.059	0.765 1.687	32307	90.90 20450	110.40 24840	4800	6300	
	80 3.1496	32.75 1.2893	31 1.2204	25.0 0.9842	2.0 0.079	1.5 0.059	0.765 1.687	32307					
	40 1.5748	68 2.6771	19.00 0.7480	19 0.7480	14.50 0.5708	1.0 0.039	1.0 0.039	0.280 0.617	32008X	45.00 10130	62.88 14150	5000	6700
		68 2.6771	22.00 0.8661	22 0.8661	18.00 0.7086	1.0 0.039	1.0 0.039	0.322 0.710	33008				
80 3.1496		19.75 0.7775	18 0.7086	16.00 0.6299	1.5 0.059	1.5 0.059	0.438 0.966	30208	54.90 12350	64.32 14470	4700	6300	
80 3.1496		24.75 0.9744	23 0.9055	19.00 0.7480	1.5 0.059	1.5 0.059	0.549 1.211	32208					
80 3.1496		32.00 1.2598	32 1.2598	25.00 0.9842	1.5 0.059	1.5 0.059	0.744 1.641	33208	92.70 20860	126.72 28510	4700	6300	
90 3.5433		25.25 0.9940	23 0.9055	20.00 0.7874	2.0 0.079	1.5 0.059	0.758 1.671	30308					
90 3.5433		25.25 1.3878	33 1.2992	27.00 0.9629	2.0 0.079	1.5 0.059	1.050 2.315	32308	109.80 24710	144.00 32400	4200	5600	
90 3.5433		25.25 1.3878	33 1.2992	27.00 0.9629	2.0 0.079	1.5 0.059	1.050 2.315	32308					
45 1.7716		75 2.9527	20.00 0.7874	20 0.7874	15.50 0.6102	1.0 0.039	1.0 0.039	0.354 0.781	32009X	51.75 11640	73.44 16520	4600	6000
		75 2.9527	24.00 0.9448	24 0.9448	19.00 0.7480	1.0 0.039	1.0 0.039	0.414 0.913	33009				
	75 2.9527	24.00 0.9448	24 0.9448	19.00 0.7480	1.0 0.039	1.0 0.039	0.414 0.913	33009	59.40 13370	89.76 20200	4600	6000	

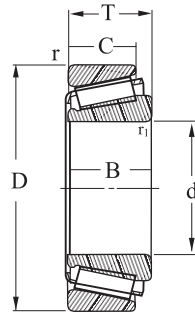
# TAPERED ROLLER BEARINGS



Principal dimensions mm (in)							Weight kg (lb)	Bearing Number	Basic Load Rating kN (lbf)		Limiting Speed (rpm)	
d	D	T	B	C	r <sub>1min</sub>	r <sub>2min</sub>			Dynamic C <sub>r</sub>	Static Cor	Grease	Oil
	80	26.00	26	20.50	1.5	1.5	0.052	33109	76.05	110.40	4500	5900
	3.1496	1.0236	1.0236	0.8070	0.059	0.059	1.217		17110	24840		
	85	20.75	19	16.00	1.5	1.5	0.488	30209	60.75	75.36	4200	5600
	3.3464	0.8169	0.7480	0.6299	0.059	0.059	1.076		13670	16960		
	85	24.75	23	19.00	1.5	1.5	0.602	32209	73.80	96.00	4200	5600
	3.3464	0.9744	0.9055	0.7480	0.059	0.059	1.327		16610	21600		
	85	32.00	32	25.00	1.5	1.5	0.817	33209	96.30	145.36	4200	5600
3.3464	1.2598	1.2598	0.9842	0.059	0.059	1.801		21670	30460			
100	27.25	25	22.00	2.0	1.5	1.010	30309	99.90	120.96	3800	5000	
3.9370	1.0728	0.9842	0.4724	0.079	0.059	2.227		22480	27220			
100	38.25	36	30.00	2.0	1.5	1.420	32309	138.60	183.36	3800	5000	
3.9370	1.5059	1.4173	1.1811	0.079	0.059	3.131		31190	41260			
50 1.9685	80	20.00	20	15.50	1.0	1.0	0.380	32010X	56.25	84.48	4200	5500
	3.1496	0.7874	0.7874	0.6102	0.039	0.039	0.838		12660	19010		
	80	24.00	24	19.00	1.0	1.0	0.452	33010	62.55	98.88	4200	5500
	3.1496	0.9448	0.9448	0.7480	0.039	0.039	0.997		14070	22250		
	85	26.00	26	20.00	1.5	1.5	0.597	33110	77.85	116.16	4000	5300
	3.3464	1.0236	1.0236	0.7874	0.059	0.059	1.316		17520	26140		
	90	21.75	20	17.00	1.5	1.5	0.558	30210	69.30	89.28	3800	5000
	3.5433	0.8563	0.7874	0.6692	0.059	0.059	1.230		15590	20090		
	90	24.75	23	19.00	1.5	1.5	0.644	32210	78.75	104.64	3800	5000
	3.5433	0.9744	0.9055	0.7480	0.059	0.059	1.420		17720	23540		
	90	32.00	32	24.50	1.5	1.5	0.867	33210	103.50	151.68	3800	5000
	3.5433	1.2598	1.2598	0.9645	0.059	0.059	1.912		23290	34130		
	110	29.25	27	23.00	2.5	2.0	1.280	30310	119.70	145.92	3400	4600
4.3307	1.1515	1.0629	0.9055	0.098	0.079	2.822		26930	32830			
110	42.25	40	33.00	2.5	2.0	1.880	32310	165.60	222.72	3400	4600	
4.3307	1.6633	1.5748	1.2992	0.098	0.079	4.145		37260	50110			
55 2.1653	90	23.00	23	17.50	1.5	1.5	0.568	32011X	72.45	113.28	3800	5100
	3.5433	0.9055	0.9055	0.6889	0.059	0.059	1.252		16300	25490		
	90	27.00	27	21.00	1.5	1.5	0.657	33011	82.35	132.48	3800	5100
	3.5433	1.0629	1.0629	0.8267	0.059	0.059	1.449		18530	29810		
	95	30.00	30	23.00	1.5	1.5	0.877	33111	99.90	148.80	3700	4900
	3.7401	1.1811	1.1811	0.9055	0.059	0.059	1.934		22480	35480		
	100	22.75	21	18.00	2.0	1.5	0.736	30211	83.70	106.56	3400	4600
	3.9370	0.8956	0.8267	0.7086	0.079	0.059	1.623		18830	23980		
	100	26.75	25	21.00	2.0	1.5	0.860	32211	97.20	128.64	3400	4600
	3.9370	1.0531	0.9842	0.8267	0.079	0.059	1.896		21870	28940		
	100	35.00	35	27.00	2.0	1.5	1.180	33211	124.20	180.48	3400	4600
	3.9370	1.3779	1.3779	1.0629	0.079	0.059	2.602		27950	40610		
	120	31.50	29	25.00	2.5	2.0	1.630	30311	139.50	171.84	3100	4200
4.7244	1.2401	1.1417	0.9842	0.098	0.079	3.594		31390	38660			
120	45.50	43	35.00	2.5	2.0	2.390	32311	193.50	264.00	3100	4200	
4.7244	1.7913	1.6929	1.3779	0.098	0.079	5.270		43540	59400			
60 2.3622	95	23.00	23	17.50	1.5	1.5	0.608	32012X	73.80	118.08	3500	4600
	3.7401	0.9055	0.9055	0.6889	0.059	0.059	1.341		16610	26570		
	95	27.00	27	21.00	1.5	1.5	0.713	33012	84.15	139.20	3500	4600
	3.7401	1.0629	1.0629	0.8267	0.059	0.059	1.572		18930	31320		
	100	30.00	30	23.00	1.5	1.5	0.910	33112	101.70	157.44	3400	4500
	3.9370	1.1811	1.1811	0.9055	0.059	0.059	2.007		22880	35420		
	110	23.75	22	19.00	2.0	1.5	0.930	30212	94.50	120.00	3200	4300
	4.3307	0.9350	0.8661	0.7480	0.079	0.059	2.051		21260	27000		
	110	29.75	28	24.00	2.0	1.5	1.180	32212	117.00	157.44	3200	4300
	4.3307	1.1712	1.1023	0.9448	0.079	0.059	2.602		26330	35420		
	110	38.00	38	29.00	2.0	1.5	1.560	33212	150.30	224.64	3200	4300
	4.3307	1.4960	1.4960	1.1417	0.079	0.059	3.440		33820	50540		
	130	33.50	31	26.00	3.0	2.5	2.030	30312	162.00	201.60	2900	3800
4.3307	1.3189	1.2204	1.0236	0.118	0.098	4.476		36450	45360			
130	48.50	46	37.00	3.0	2.5	2.960	32312	219.60	302.40	2900	3800	
4.3307	1.9094	1.8110	1.4566	0.118	0.098	6.527		49410	68040			
65 2.5590	100	23.00	23	17.50	1.5	1.5	0.646	32013X	74.70	122.88	3200	4400
	3.9370	0.9055	0.9055	0.6889	0.059	0.059	1.424		16810	27650		
	100	27.00	27	21.00	1.5	1.5	0.760	33013	87.75	149.76	3200	4400
	3.9370	1.0629	1.0629	0.8267	0.059	0.059	1.676		19740	33700		
	110	34.00	34	26.50	1.5	1.5	1.320	33113	129.60	202.56	3100	4200
	4.3307	1.3385	1.3385	1.0433	0.059	0.059	2.911		29160	45580		
	120	24.50	23	20.00	2.0	1.5	1.180	30213	110.70	142.08	2900	4000
	4.7244	0.9645	0.9055	0.7874	0.079	0.059	2.602		24910	31970		
	120	32.75	31	27.00	2.0	1.5	1.550	32213	143.10	197.76	2900	4000
	4.7244	1.2893	1.2204	1.0629	0.079	0.059	3.418		32200	44500		
	120	41.00	41	32.00	2.0	1.5	2.040	33213	175.50	254.40	2900	4000
	4.7244	1.6141	1.6141	1.2598	0.079	0.059	4.498		39490	57240		
	140	36.00	33	28.00	3.0	2.5	2.510	30313	182.70	228.48	2700	3500
4.7244	1.4173	1.2992	1.1023	0.118	0.098	5.535		41110	51410			
140	51.00	48	39.00	3.0	2.5	3.600	32313	245.70	240.00	2700	3500	
4.7244	2.0078	1.8897	1.5354	0.118	0.098	7.938		55280	54000			
70 2.7559	110	25.00	25	19.00	1.5	1.5	0.869	32014X	94.50	153.60	3000	4000
	4.3307	0.9842	0.9842	0.7480	0.059	0.059	1.916		21260	34560		
	110	31.00	31	25.50	1.5	1.5	1.110	33014	114.30	195.84	3000	4000
4.3307	1.2204	1.2204	1.0039	0.059	0.059	2.448		25720	44060			

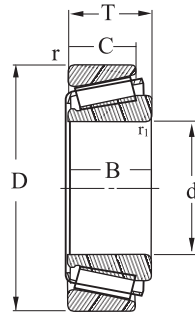


# TAPERED ROLLER BEARINGS



Principal dimensions mm (in)							Weight kg (lb)	Bearing Number	Basic Load Rating kN (lbf)		Limiting Speed (rpm)		
d	D	T	B	C	r <sub>min</sub>	r <sub>smin</sub>			Dynamic C <sub>r</sub>	Static Cor	Grease	Oil	
	120 4.7244	37.00 1.4566	37 1.4566	29.00 1.1417	2.0 0.079	1.5 0.059	1.710 3.771	<b>33114</b>	117.90 26530	155.52 34990	2800	3700	
	125 4.9212	26.25 1.0334	24 0.9448	21.00 0.8267	2.0 0.079	1.5 0.059	1.300 2.867						<b>30214</b>
	125 4.9212	33.25 1.3090	31 1.2204	27.00 1.0629	2.0 0.079	1.5 0.059	1.660 3.660						<b>32214</b>
	125 4.9212	41.00 1.6141	41 1.6141	32.00 1.2598	2.0 0.079	1.5 0.059	2.150 4.741						<b>33214</b>
	150 5.9055	38.00 1.4960	35 1.3779	30.00 1.1811	3.0 0.118	2.5 0.098	3.030 6.681						<b>30314</b>
	150 5.9055	54.00 2.1259	51 2.0078	42.00 1.6535	3.0 0.118	2.5 0.098	4.350 9.592						<b>32314</b>
	150 5.9055	54.00 2.1259	51 2.0078	42.00 1.6535	3.0 0.118	2.5 0.098	4.350 9.592						<b>32314</b>
<b>75</b> 2.9527	115 4.5275	25.00 0.9842	25 0.9842	19.00 0.7480	1.5 0.059	1.5 0.059	0.925 2.040	<b>32015X</b>	95.40 21470	160.32 36070	2900	3800	
	115 4.5275	31.00 1.2204	31 1.2204	25.50 1.0039	1.5 0.059	1.5 0.059	1.180 2.602	<b>33015</b>	116.10 26120	203.52 45790	2900	3800	
	125 4.9212	37.00 1.4566	37 1.4566	29.00 1.1417	2.0 0.079	1.5 0.059	1.800 3.969	<b>33115</b>	125.10 28150	168.00 37800	2700	3400	
	130 5.1181	27.25 1.0728	25 0.9842	22.00 0.8661	2.0 0.079	1.5 0.059	1.430 3.153	<b>30215</b>	125.10 28150	168.00 37800	2700	3400	
	130 5.1181	33.25 1.3090	31 1.2204	27.00 1.0629	2.0 0.079	1.5 0.059	1.720 3.793	<b>32215</b>	151.20 34020	215.04 48380	2700	3400	
	130 5.1181	41.00 1.6141	41 1.6141	31.00 1.2204	2.0 0.079	1.5 0.059	2.250 4.961	<b>33215</b>	187.20 42120	286.08 64370	2700	3400	
	160 6.2992	40.00 1.5748	37 1.4566	31.00 1.2204	3.0 0.118	2.5 0.098	3.630 8.004	<b>30315</b>	229.50 51640	292.80 65880	2300	3000	
	160 6.2992	58.00 2.2834	55 2.1653	45.00 1.7716	3.0 0.118	2.5 0.098	5.310 11.709	<b>32315</b>	319.50 71890	451.20 101520	2300	3000	
	<b>80</b> 3.1496	125 4.9212	29.00 1.1417	29 1.1417	22.00 0.8661	1.5 0.059	1.5 0.059	1.320 2.911	<b>32016X</b>	125.10 28150	207.36 46660	2700	3500
		125 4.9212	36.00 1.4173	36 1.4173	39.50 1.5551	1.5 0.059	1.5 0.059	1.660 3.660	<b>33016X</b>	155.70 35030	272.64 61340	2700	3500
		130 5.1181	37.00 1.4566	37 1.4566	29.00 1.1417	2.0 0.079	1.5 0.059	1.880 4.145	<b>33116</b>	144.00 32400	192.00 43200	2400	3200
140 5.5118		28.25 1.1122	26 1.0236	22.00 0.8661	2.5 0.098	2.0 0.079	1.620 3.726	<b>30216</b>	144.00 32400	192.00 43200	2400	3200	
140 5.5118		35.35 1.3917	33 1.2992	28.00 1.1023	2.5 0.098	2.0 0.079	2.130 4.697	<b>32216</b>	179.10 40300	254.40 57240	2400	3200	
140 5.5118		46.00 1.8110	46 1.8110	35.00 1.3779	2.5 0.098	2.0 0.079	2.930 6.461	<b>33216</b>	225.00 50630	350.40 78840	2400	3200	
170 6.6929		42.50 1.6732	39 1.6732	33.00 1.2992	3.0 0.118	2.5 0.098	4.270 9.415	<b>30316</b>	261.90 58930	366.00 81520	2200	2800	
<b>85</b> 3.3464		170 6.6929	61.50 2.4212	58 2.2834	48.00 1.8897	3.0 0.118	2.5 0.098	6.350 14.002	<b>32316</b>	355.50 79990	504.00 113400	2200	2800
		130 5.1181	29.00 1.1417	29 1.1417	22.00 0.8661	1.5 0.059	1.5 0.059	1.380 3.043	<b>32017X</b>	127.80 28760	215.04 48380	2500	3300
		130 5.1181	36.00 1.4173	36 1.4173	29.50 1.1614	1.5 0.059	1.5 0.059	1.750 3.859	<b>33017</b>	158.40 35640	188.16 42340	2500	3300
	140 5.5118	41.00 1.6141	41 1.6141	32.00 1.2598	2.5 0.098	2.0 0.079	2.510 5.535	<b>33117</b>	164.70 37060	222.72 50110	2300	3000	
	150 5.9055	30.50 1.2007	28 1.1023	24.00 0.9448	2.5 0.098	2.0 0.079	2.120 4.675	<b>30217</b>	164.70 37060	222.72 50110	2300	3000	
	150 5.9055	38.50 1.5157	36 1.4173	30.00 1.1811	2.5 0.098	2.0 0.079	2.640 5.821	<b>32217</b>	201.60 45360	288.00 64800	2300	3000	
	150 5.9055	49.00 1.9291	49 1.9291	37.00 1.4566	2.5 0.098	2.0 0.079	3.570 7.872	<b>33217</b>	255.60 57510	403.20 90720	2300	3000	
	<b>90</b> 3.5433	180 7.0866	44.50 1.7519	41 1.6141	34.00 1.3385	4.0 0.157	3.0 0.118	5.080 11.201	<b>30317</b>	274.50 61760	350.40 78840	2000	2700
180 7.0866		63.50 2.5000	60 2.3622	49.00 1.9291	4.0 0.157	3.0 0.118	7.310 16.119	<b>32317</b>	364.50 82010	504.00 113400	2000	2700	
140 5.5118		32.00 1.2598	32 1.2598	24.00 0.9448	2.0 0.079	1.5 0.059	1.780 3.925	<b>32018X</b>	151.20 34020	259.20 58320	2400	3100	
140 5.5118		39.00 1.5354	39 1.5354	32.50 1.2795	2.0 0.079	1.5 0.059	2.210 4.873	<b>33018</b>	193.50 43540	345.60 77760	2400	3100	
150 5.9055		45.00 1.7716	45 1.7716	35.00 1.3779	2.5 0.098	2.0 0.079	3.140 6.924	<b>33118</b>	201.60 45360	288.00 64800	2300	3000	
160 6.2992		32.50 1.2795	30 1.1811	26.00 1.0236	2.5 0.098	2.0 0.079	2.600 5.733	<b>30218</b>	187.20 42120	256.32 57670	2100	2800	
<b>95</b> 3.7401		160 6.2992	42.50 1.6732	40 1.5748	34.00 1.3385	2.5 0.098	2.0 0.079	3.410 7.519	<b>32218</b>	235.80 53060	345.60 77760	2100	2800
		190 7.4803	46.50 1.8307	43 1.6929	36.00 1.4173	4.0 0.157	3.0 0.118	5.670 12.502	<b>30318</b>	301.50 67840	388.80 87480	2000	2500
	190 7.4803	67.50 2.6574	64 2.5196	53.00 2.0866	4.0 0.157	3.0 0.118	8.300 18.302	<b>32318</b>	405.00 91130	571.20 128520	2000	2500	
	145 5.7086	32.00 1.2598	32 1.2598	24.00 0.9448	2.0 0.079	1.5 0.059	1.880 4.145	<b>32019X</b>	153.90 34630	268.80 60480	2200	2900	
	145 5.7086	39.00 1.5354	39 1.5354	32.50 1.2795	2.0 0.079	1.5 0.059	2.300 5.072	<b>33019</b>	197.10 44350	360.00 81000	2200	2900	
	<b>100</b> 3.9370	170 6.6929	34.50 1.3582	32 1.2598	27.00 1.0629	3.0 0.118	2.5 0.098	3.130 6.902	<b>30219</b>	203.40 45770	278.40 62640	2000	2700
		170 6.6929	45.50 1.7913	43 1.6929	37.00 1.4566	3.0 0.118	2.5 0.098	4.220 9.305	<b>32219</b>	269.10 60550	398.40 89640	2000	2700

# TAPERED ROLLER BEARINGS

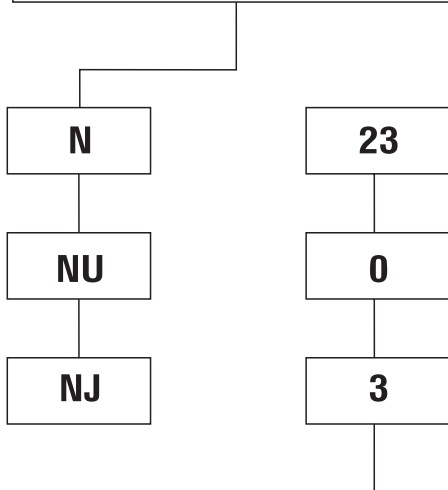


Principal dimensions mm (in)							Weight kg (lb)	Bearing Number	Basic Load Rating kN (lbf)		Limiting Speed (rpm)	
d	D	T	B	C	r <sub>1min</sub>	r <sub>smin</sub>			Dynamic C <sub>r</sub>	Static Cor	Grease	Oil
	200 7.8740	49.50 1.9488	45 1.7716	38.00 1.4960	4.0 0.157	3.0 0.118	6.55 14.443	<b>30319</b>	328.50 73910	427.20 96120	2000	2400
	200 7.8740	71.50 2.8149	67 2.6378	55.00 2.1653	4.0 0.157	3.0 0.118	9.65 21.278	<b>32319</b>				
	150 5.9055	32.00 1.2598	32 1.2598	24.00 0.9448	2.0 0.079	1.5 0.059	1.95 4.300	<b>32020X</b>	153.00 34430	269.76 60700	2100	2900
	150 5.9055	39.00 1.5354	39 1.5354	32.50 1.2795	2.0 0.079	1.5 0.059	2.38 5.248	<b>33020</b>	201.60 45360	374.40 84240	2100	2900
	180 7.0866	37.00 1.4566	34 1.3385	29.00 1.1417	3.0 0.118	2.5 0.098	3.78 8.335	<b>30220</b>	232.20 52250	321.60 72360	1900	2600
	180 7.0866	49.00 1.9291	46 1.8110	39.00 1.5354	3.0 0.118	2.5 0.098	5.05 11.135	<b>32220</b>	297.00 66830	446.40 100440	1900	2600
	215 8.4645	51.50 2.0275	47 1.8503	39.00 1.5354	4.0 0.157	3.0 0.118	7.94 17.508	<b>30320</b>	369.00 83030	480.00 108000	1700	2300
	215 8.4645	77.50 3.0511	73 2.8740	60.00 2.3622	4.0 0.157	3.0 0.118	12.70 28.004	<b>32320</b>	513.00 115430	739.20 166320	1700	2300
<b>105</b> 4.1338	160 6.2992	35.00 1.3779	35 1.3779	26.00 1.0236	2.0 0.079	2.5 0.098	2.42 5.336	<b>32021X</b>	201.00 45230	335.00 75380	2100	2800
	160 6.2992	43.00 1.6929	43 1.6929	34.00 1.3385	2.0 0.079	2.5 0.098	3.00 6.615	<b>33021</b>	245.00 55130	420.00 94500	2100	2800
	190 7.4803	39.00 1.5354	36 1.4173	30.00 1.1811	2.5 0.098	3.0 0.118	4.39 9.680	<b>30221</b>	287.00 64580	380.00 85500	1900	2500
	190 7.4803	53.00 2.0866	50 1.9685	43.00 1.6929	2.5 0.098	3.0 0.118	6.25 13.781	<b>32221</b>	380.00 85500	540.00 121500	1900	2500
	225 8.8582	53.50 2.1063	49 1.9291	41.00 1.6141	3.0 0.118	3.0 0.118	8.93 19.691	<b>30321</b>	365.00 82130	420.00 94500	1700	2300
	225 8.8582	81.50 3.2086	77 3.0315	63.00 2.4803	3.0 0.118	4.0 0.157	14.5 31.973	<b>32321</b>	610.00 137250	825.00 185630	1700	2300
<b>110</b> 4.3307	170 6.6929	38.00 1.4960	38 1.4960	29.00 1.1417	2.0 0.079	2.5 0.098	3.07 6.769	<b>32022X</b>	236.00 53100	390.00 87750	2000	2700
	170 6.6929	47.00 1.8503	47 1.8503	37.00 1.4566	2.0 0.079	2.5 0.098	3.80 8.379	<b>33022</b>	288.00 64800	500.00 112500	2000	2700
	200 7.8740	41.00 1.6141	38 1.4960	32.00 1.2598	2.5 0.098	3.0 0.118	5.18 11.422	<b>30222</b>	288.00 64800	500.00 112500	2000	2700
	200 7.8740	56.00 2.2047	53 2.0866	46.00 1.8110	2.5 0.098	3.0 0.118	7.43 16.383	<b>32222</b>	420.00 94500	605.00 136130	1800	2400
	240 9.4488	54.50 2.1456	50 1.9685	42.00 1.6535	3.0 0.118	3.0 0.118	10.50 23.153	<b>30322</b>	400.00 9000	465.00 104630	1600	2200
	240 9.4488	84.50 3.3267	80 3.1496	65.00 2.5590	3.0 0.118	3.0 0.118	16.90 37.265	<b>32322</b>	620.00 139500	830.00 186750	1600	2200
<b>120</b> 4.7244	180 7.0866	38.00 1.4960	38 1.4960	29.00 1.1417	2.0 0.079	2.5 0.098	3.25 7.166	<b>32024X</b>	245.00 55130	420.00 94500	1800	2500
	215 8.4645	43.50 1.7126	40 1.5748	34.00 1.3385	2.5 0.098	3.0 0.118	6.23 13.737	<b>30224</b>	345.00 77630	470.00 105750	1700	2200
	215 8.4645	61.50 2.4212	58 2.2834	50.00 1.9685	2.5 0.098	3.0 0.118	9.08 20.021	<b>32224</b>	460.00 103500	680.00 153000	1700	2200
	260 10.2362	59.50 2.3425	55 2.1653	46.00 1.8110	3.0 0.118	3.0 0.118	13.20 29.106	<b>30324</b>	465.00 104630	550.00 123750	1500	2000
	260 10.2362	90.05 3.5452	86 3.3858	69.00 2.7165	3.0 0.118	4.0 0.157	22.40 49.392	<b>32324</b>	815.00 183380	1130.00 254250	1500	2000
<b>130</b> 5.1181	200 7.8740	45.00 1.7716	45 1.7716	34.00 1.3385	2.0 0.079	2.5 0.098	4.96 10.937	<b>32026X</b>	320.00 72000	545.00 122630	1700	2200
	230 9.0551	43.75 1.7224	40 1.5748	34.00 1.3385	3.0 0.118	4.0 0.157	7.25 15.986	<b>30226</b>	375.00 84380	505.00 113630	1500	2000
	230 9.0551	67.75 2.6673	64 2.5196	54.00 1.2598	3.0 0.118	4.0 0.157	11.20 24.696	<b>32226</b>	530.00 119250	815.00 183380	1500	2000
	280 11.0236	63.75 2.5098	58 2.2834	49.00 1.9291	4.0 0.157	4.0 0.157	16.70 36.824	<b>30326</b>	525.00 118130	625.00 140630	1400	1800
<b>140</b> 5.5118	210 8.2677	45.00 1.7716	45 1.7716	34.00 1.3385	2.0 0.079	2.5 0.098	5.28 11.642	<b>32028X</b>	330.00 74250	580.00 130500	1600	2100
	250 9.8425	45.75 1.8011	42 1.6535	36.00 1.4173	3.0 0.118	3.0 0.118	8.22 18.125	<b>30228</b>	375.00 84380	485.00 109130	1400	1900
	250 9.8425	71.75 2.8248	68 2.6771	58.00 2.2834	3.0 0.118	4.0 0.157	14.10 31.091	<b>32228</b>	610.00 137250	920.00 207000	1400	1900
	300 11.8110	67.75 2.6673	62 2.4409	53.00 2.0866	4.0 0.157	4.0 0.157	20.40 45.392	<b>30328</b>	640.00 144000	780.00 175500	1300	1700
<b>150</b> 5.9055	225 8.8582	48.00 1.8897	48 1.8897	36.00 1.4173	2.5 0.098	3.0 0.118	6.37 14.046	<b>32030X</b>	370.00 83250	655.00 147380	1400	1900
	270 10.6299	49.00 1.9291	45 1.7716	38.00 1.4960	3.0 0.118	4.0 0.157	11.20 24.696	<b>30230</b>	450.00 101250	605.00 136130	1300	1700
	270 10.6299	77.00 3.0315	73 2.8740	60.00 2.3622	3.0 0.118	4.0 0.157	18.20 40.131	<b>32230</b>	700.00 157500	1070.00 240750	1300	1700
	320 12.5984	72.00 2.8346	65 2.5590	55.00 2.1653	4.0 0.157	4.0 0.157	24.70 54.464	<b>30330</b>	680.00 153000	1070.00 240750	1200	1600



**Type Code:**

**N NJ NU NUP**

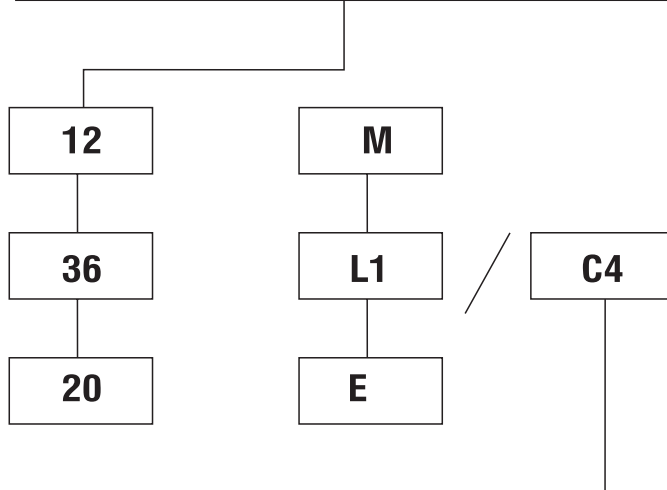


**Size designation**

0: N 1000  
 2: N 200  
 2: N 2200  
 3: N 300  
 3: N 2300  
 4: N 400

**I. D.**

5 X -- = mm  
 5 X 12 = 60 mm  
 5 X 20 = 100 mm  
 5 X 36 = 180 mm



**Designs, Types and Features**

E: reinforced structure  
 M: brass solid retainer  
 L1: aluminium alloy retainer  
 Q1: Al-Fe bronze retainer

**Tolerance class**

/P0: Equals tolerance class ABEC1  
 /P6: Equals tolerance class ABEC3  
 /P5: Equals tolerance class ABEC5  
 /P4: Equals tolerance class ABEC7

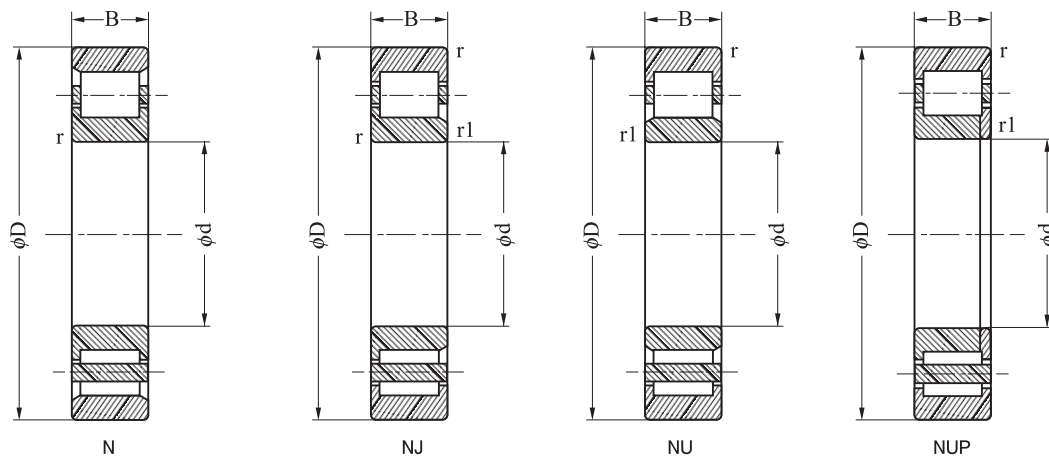
**Working temperature:**

/S1: Working temperature is up to 200 °C  
 /S2: Working temperature is up to 250 °C  
 /S3: Working temperature is up to 300 °C  
 /S4: Working temperature is up to 350 °C

**Clearance:**

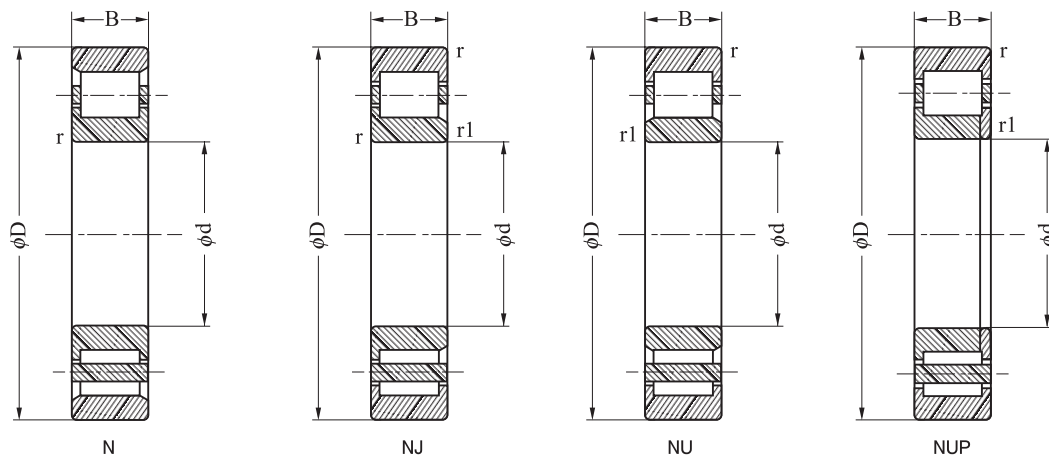
/C2: Less than nominal clearance  
 /C0: Nominal clearance, omitted in designation  
 /C3: Larger clearance, than C0  
 /C4: Larger clearance, than C3  
 /C5: Larger clearance, than C4  
 /W33: a lubricating groove and three lubricating holes on the outer race

# CYLINDRICAL ROLLER BEARINGS



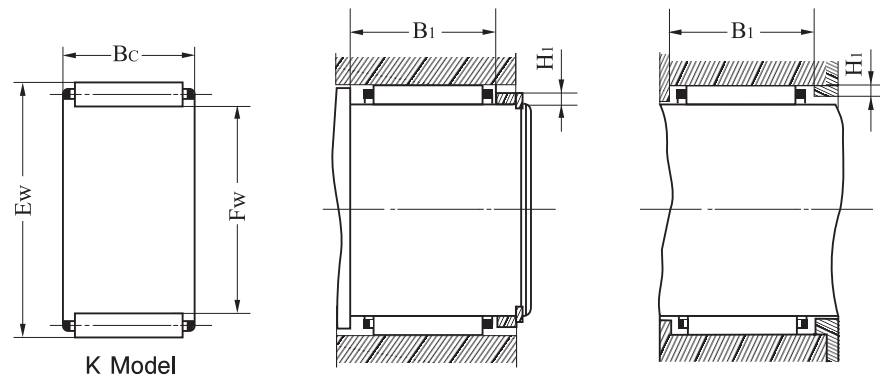
Principal dimensions mm (in)					Weight kg (lb)	Bearing Number	Basic Load Rating kN (lbf)		Limiting Speed (rpm)	
d	D	B	r <sub>imin</sub>	r <sub>smin</sub>			Dynamic C <sub>r</sub>	Static Cor	Grease	Oil
15 0.5905	35 1.3779	11 0.4330	0.6 0.023	0.3 0.011		N202				
17 0.6692	40 1.5748	12 0.4724	0.6 0.023	0.3 0.011		N203				
20 0.7874	47 1.8503	14 0.5511	1.0 0.039	0.6 0.023	0.109 0.240	N204	16.6 3740	13.9 3130	17000	20000
25 0.9842	52 2.0472	15 0.5905	1.0 0.039	0.6 0.023	0.134 0.295	N205	18.8 4230	17.0 3830	14000	16000
30 1.1811	62 2.4409	16 0.6299	1.1 0.043	0.6 0.023	0.203 0.447	N206	24.9 5600	23.3 5240	12000	14000
35 1.3779	72 2.8346	17 0.6692	1.1 0.043	0.6 0.023	0.289 0.637	N207	35.5 7990	34.0 7650	11000	12000
40 1.5748	80 3.1496	18 0.7086	1.1 0.043	1.1 0.043	0.370 0.815	N208	43.5 9790	43.0 9680	9400	11000
45 1.7716	85 3.3464	19 0.7480	1.1 0.043	1.1 0.043	0.423 0.932	N209	46.0 10350	47.0 10580	8400	9900
50 1.9685	90 3.5433	20 0.7874	1.5 0.059	1.1 0.043	0.460 1.014	N210	50.5 11360	54.5 12260	7600	9000
55 2.1653	100 3.9370	21 0.8267	1.5 0.059	1.1 0.043	0.626 1.380	N211	61.0 13730	66.5 14960	6900	8200
60 2.3622	110 4.3307	22 0.8661	1.5 0.059	1.5 0.059	0.802 1.768	N212	72.0 16200	80.0 18000	6400	7600
65 2.559	120 4.7244	23 0.9055	1.5 0.059	1.5 0.059	1.000 2.205	N213	84.0 18900	94.5 21260	5900	7000
70 2.7559	125 4.9212	24 0.9448	1.5 0.059	1.5 0.059	1.100 2.425	N214	87.50 19690	101.0 22730	5500	6500
75 2.9527	130 5.1181	25 0.9842	2.0 0.078	1.5 0.059	1.210 2.668	N215	101.0 22730	118.0 26550	5100	6000
80 3.1496	140 5.5118	26 1.0236	2.0 0.078	2.0 0.078	1.470 3.241	N216	111.0 24980	130.0 29250	4800	5700
85 3.3464	150 5.9055	28 1.1023	2.0 0.078	2.0 0.078	1.830 4.035	N217	126.0 28350	149.0 33530	4500	5300
90 3.5433	160 6.2992	30 1.1811	2.1 0.082	2.0 0.078	2.250 4.961	N218	152.0 34200	178.0 40050	4300	5000
95 3.7401	170 6.6929	32 1.2598	1.1 0.043	2.1 0.082	2.720 5.997	N219	166.0 37350	195.0 43880	4000	4700
20 0.7874	52 2.0472	15 0.5905	1.1 0.043	0.6 0.023	0.149 0.328	N304	23.1 5200	19.2 4320	14000	17000
25 0.9842	62 2.4409	17 0.6692	1.1 0.043	1.1 0.043	0.235 0.518	N305	31.5 7090	27.7 6230	12000	14000
30 1.1811	72 2.8346	19 0.7480	1.5 0.059	1.1 0.043	0.350 0.771	N306	38.5 8660	35.0 7880	10000	12000
35 1.3779	80 3.1496	21 0.8267	1.5 0.059	1.1 0.043	0.451 0.994	N307	49.5 11140	47.0 10580	9000	11000
40 1.5748	90 3.5433	23 0.9055	1.5 0.059	1.5 0.059	0.643 1.417	N308	58.5 13160	57.0 12830	8000	9400
45 1.7716	100 3.9370	25 0.9842	2.0 0.079	1.5 0.059	0.857 1.889	N309	79.0 17780	77.5 17440	7200	8400
50 1.9685	110 4.3307	27 1.0629	2.0 0.079	2.0 0.079	1.110 2.447	N310	87.0 19580	86.0 19350	6500	7700
55 2.1653	120 4.7244	29 1.1417	2.1 0.082	2.0 0.079	1.420 3.131	N311	111.0 24980	111.0 24980	5900	7000
60 2.3622	130 5.1181	31 1.2204	2.1 0.082	2.1 0.082	1.760 3.880	N312	124.0 27900	126.0 28350	5500	6500
65 2.559	140 5.5118	33 1.2992	2.1 0.082	2.1 0.082	2.180 4.806	N313	135.0 30380	139.0 31280	5100	6000
70 2.7559	150 5.9055	35 1.3779	2.1 0.082	2.1 0.082	2.65 5.843	N314	158.0 35550	168.0 37800	4700	5500
80 3.1496	170 6.6929	39 1.5354	3.0 0.118	2.1 0.082	3.770 8.312	N316	201.0 45230	223.0 50180	4100	4800
85 3.3464	180 7.0866	41 1.6141	3.0 0.118	3.0 0.118	4.440 9.790	N317	225.0 50630	247.0 55380	3900	4600
90 3.5433	190 7.4803	43 1.6929	3.0 0.118	3.0 0.118	5.180 11.421	N318	240.0 54000	265.0 59630	3700	4300
95 3.7401	200 7.8740	45 1.7716	3.0 0.118	3.0 0.118	5.990 13.207	N319	274.0 61650	310.0 69750	3400	4000
15 0.5905	35 1.3779	11 0.4330	0.6 0.023	0.3 0.011		NJ202				
17 0.6692	40 1.5748	12 0.4724	0.6 0.023	0.3 0.011		NJ203				

# CYLINDRICAL ROLLER BEARINGS



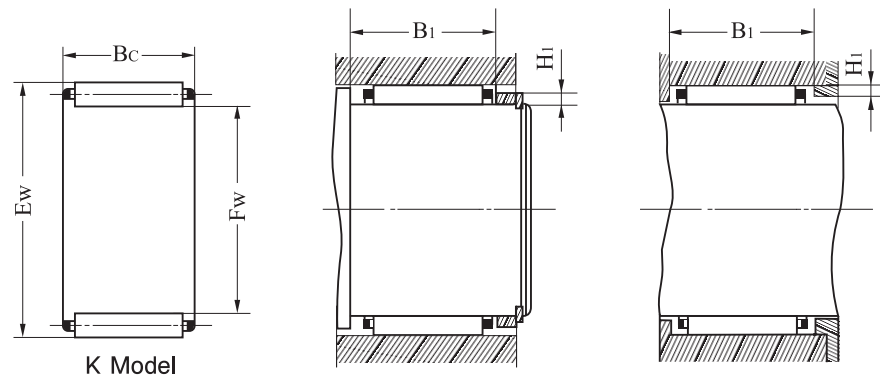
Principal dimensions mm (in)					Weight kg (lb)	Bearing Number	Basic Load Rating kN (lbf)		Limiting Speed (rpm)	
d	D	B	r <sub>imin</sub>	r <sub>smin</sub>			Dynamic Cr	Static Cor	Grease	Oil
20 0.7874	47 1.8503	14 0.5511	1.0 0.039	0.6 0.023	0.111 0.244	<b>NJ204</b>	16.6 3740	13.9 3130	17000	20000
25 0.9842	52 2.0472	15 0.5905	1.0 0.039	0.6 0.023	0.137 0.302	<b>NJ205</b>	18.8 4230	17.0 3830	14000	16000
30 1.1811	62 2.4409	16 0.6299	1.0 0.039	0.6 0.023	0.207 0.445	<b>NJ206</b>	24.9 5600	23.3 5240	12000	14000
35 1.3779	72 2.8346	17 0.6692	1.1 0.043	0.6 0.023	0.295 0.65	<b>NJ207</b>	35.5 7990	34.0 7650	11000	12000
40 1.5748	80 3.1496	18 0.7086	1.1 0.043	1.1 0.043	0.378 0.833	<b>NJ208</b>	43.5 9790	43.0 9680	9400	11000
45 1.7716	85 3.3464	19 0.7480	1.1 0.043	1.1 0.043	0.432 0.952	<b>NJ209</b>	46.0 10350	47.0 10580	8400	9900
50 1.9685	90 3.5433	20 0.7874	1.1 0.043	1.1 0.043	0.470 1.036	<b>NJ210</b>	50.5 11360	54.5 12260	7600	9000
55 2.1653	100 3.9370	21 0.8267	1.5 0.059	1.1 0.043	0.626 1.380	<b>NJ211</b>	61.0 13730	66.5 14960	6900	8200
60 2.3622	110 4.3307	22 0.8661	1.5 0.059	1.5 0.059	0.802 1.768	<b>NJ212</b>	72.0 16200	80.0 18000	6400	7600
65 2.559	120 4.7244	23 0.9055	1.5 0.059	1.5 0.059	1.000 2.205	<b>NJ213</b>	84.0 18900	94.5 21260	5900	7000
70 2.7559	125 4.9212	24 0.9448	1.5 0.059	1.5 0.059	1.100 2.425	<b>NJ214</b>	87.5 19690	101.0 22730	5500	6500
75 2.9527	130 5.1181	25 0.9842	1.5 0.059	1.5 0.059	1.210 2.668	<b>NJ215</b>	101.0 22730	118.0 26550	5100	6000
80 3.1496	140 5.5118	26 1.0236	2.0 0.078	2.0 0.078	1.470 3.241	<b>NJ216</b>	111.0 24980	130.0 29250	4800	5700
85 3.3464	150 5.9055	28 1.1023	2.0 0.078	2.0 0.078	1.830 4.035	<b>NJ217</b>	126.0 28350	149.0 33530	4500	5300
90 3.5433	160 6.2992	30 1.1811	2.0 0.078	2.0 0.078	2.250 4.961	<b>NJ218</b>	152.0 34200	178.0 40050	4300	5000
95 3.7401	170 6.6929	32 1.2598	2.1 0.082	2.1 0.082	2.720 5.997	<b>NJ219</b>	166.0 37350	195.0 43880	4000	4700
25 0.9842	52 2.0472	18 0.7086	1.1 0.043	0.6 0.023	0.170 0.374	<b>NJ2205V</b>	35.3 7940	29.4 6620	12000	25000
25 0.9842	62 2.4409	24 0.9448	1.1 0.043	1.1 0.043		<b>NJ2305V</b>				
20 0.7874	52 2.0472	15 0.5905	1.1 0.043	0.6 0.023	0.153 0.337	<b>NJ304</b>	23.1 5200	19.2 4320	14000	17000
25 0.9842	62 2.4409	17 0.6692	1.1 0.043	1.1 0.043	0.241 0.531	<b>NJ305</b>	31.5 7090	27.7 6230	12000	14000
30 1.1811	72 2.8346	19 0.7480	1.1 0.043	1.1 0.043	0.358 0.789	<b>NJ306</b>	38.5 8660	35.0 7880	10000	12000
35 1.3779	80 3.1496	21 0.8267	1.5 0.059	1.1 0.043	0.461 1.016	<b>NJ307</b>	49.5 11140	47.0 10580	9000	11000
40 1.5748	90 3.5433	23 0.9055	1.5 0.059	1.5 0.059	0.658 1.450	<b>NJ308</b>	58.5 13160	57.0 12830	8000	9400
45 1.7716	100 3.9370	25 0.9842	1.5 0.059	1.5 0.059	0.877 1.933	<b>NJ309</b>	79.0 17780	77.5 17440	7200	8400
45 1.7716	100 3.9370	25 0.9842	1.5 0.059	1.5 0.059		<b>NJ309V</b>				
50 1.9685	110 4.3307	27 1.0629	2 0.078	1.14 0.078	2.0 2.513	<b>NJ310</b>	87.0 19580	86.0 19350	6500	7700
55 2.1653	120 4.7244	29 1.1417	2.0 0.078	2.0 0.078	1.450 3.197	<b>NJ311</b>	111.0 24980	111.0 24980	5900	7000
60 2.3622	130 5.1181	31 1.2204	2.1 0.082	2.1 0.082	1.800 3.969	<b>NJ312</b>	124.0 27900	126.0 28350	5500	6500
65 2.559	140 5.5118	33 1.2992	2.1 0.082	2.1 0.082	2.230 4.917	<b>NJ313</b>	135.0 30380	139.0 31280	5100	6000
70 2.7559	150 5.9055	35 1.3779	2.1 0.082	2.1 0.082	2.710 5.975	<b>NJ314</b>	158.0 35550	168.0 37800	4700	5500
75 2.9527	160 6.2992	37 1.4566	2.1 0.082	2.1 0.082	3.860 8.511	<b>NJ315</b>	190 42750	205 46130	4400	5200
80 3.1496	170 6.6929	39 1.5354	2.1 0.082	2.1 0.082	3.860 8.511	<b>NJ316</b>	201.0 45230	223.0 50180	4100	4800
85 3.3464	180 7.0866	41 1.6141	3.0 0.118	3.0 0.118	4.540 10.010	<b>NJ317</b>	225.0 50630	247.0 55580	3900	4600
90 3.5433	190 7.4803	43 1.6929	3.0 0.118	3.0 0.118	5.300 11.686	<b>NJ318</b>	240.0 54000	265.0 59630	3700	4300
95 3.7401	200 7.8740	45 1.7716	3.0 0.118	3.0 0.118	6.130 13.516	<b>NJ319</b>	274.0 61650	310.0 69750	3400	4000

## Series K



Boundary dimensions /mm			Basic load ratings /kN		Limiting speeds /(r/min)		Mass/g			
Fw	Ew	Bc	Cr	Cor	/(r/min)		W	K Model	B1	H1
					grease	oil				
5 0.1968	8	8	2.28	2.08	1800	28000	-	K 5x8x8	8.1	1
	8	10	2.98	2.88	1800	28000	0.1	K 5x8x10	10.1	1
	9	10	3.08	2.62	1800	28000	-	K 5x9x10	10.1	1.4
6 0.2362	9	8	2.52	2.42	1800	28000	1.4	K 6x9x8	8.1	1
	9	10	3.28	3.38	1800	28000	-	K 6x9x10	10.1	1
7 0.2755	10	8	2.75	2.78	1800	28000	-	K 7x10x8	8.1	1
	10	10	3.55	3.85	1800	28000	-	K 7x10x10	10.1	1
8 0.3149	11	10	3.80	4.35	1800	28000	1.8	K 8x11x10	10.1	1
	11	13	5.00	6.18	1800	28000	-	K 8x11x13	13.12	1
	12	10	4.02	4.82	1700	26000	-	K 9x12x10	10.1	1
9 0.3543	12	13	5.30	6.85	1700	26000	2.7	K 9x10x13	13.12	1
	13	8	3.45	4.10	1700	26000	-	K 10x13x8	8.1	1
10 0.3937	13	10	4.48	5.70	1700	26000	2.3	K 10x13x10	10.1	1
	13	13	5.88	8.12	1700	26000	3.0	K 10x13x13	13.12	1
	14	10	5.05	5.58	1700	26000	3.4	K 10x14x10	10.1	1.4
	14	13	6.70	7.98	1700	26000	4.4	K 10x14x13	13.12	1.4
	14	17	8.72	11.2	1700	26000	-	K 10x14x17	17.12	1.4
	15	8	3.75	4.78	1600	24000	-	K 12x15x8	8.1	1
	15	10	4.85	6.65	1600	24000	3.0	K 12x15x10	10.1	1
12 0.4724	15	13	6.40	9.48	1600	24000	3.6	K 12x15x13	13.12	1
	15	17	8.28	13.2	1600	24000	-	K 12x15x17	17.12	1
	16	10	5.68	6.78	1600	24000	-	K 12x16x10	10.1	1.4
	16	13	7.52	9.72	1600	24000	4.5	K 12x16x13	13.12	1.4
14 0.5511	16	17	9.82	13.5	1600	24000	-	K 12x16x17	17.12	1.4
	18	10	6.25	7.98	1500	22000	4.6	K 14x18x10	10.1	1.4
	18	13	8.28	11.5	1500	22000	6.3	K 14x18x13	13.12	1.4
	18	17	10.8	16.0	1500	22000	8.1	K 14x18x17	17.12	1.4
	19	10	6.05	6.62	1500	22000	-	K 14x19x10	10.1	1.7
	19	13	8.35	9.98	1500	22000	-	K 14x19x13	13.12	1.7
	19	17	11.2	14.5	1500	22000	-	K 14x19x17	17.12	1.7
20	12	8.72	9.45	1500	22000	8.6	K 14x20x12	12.1	2	

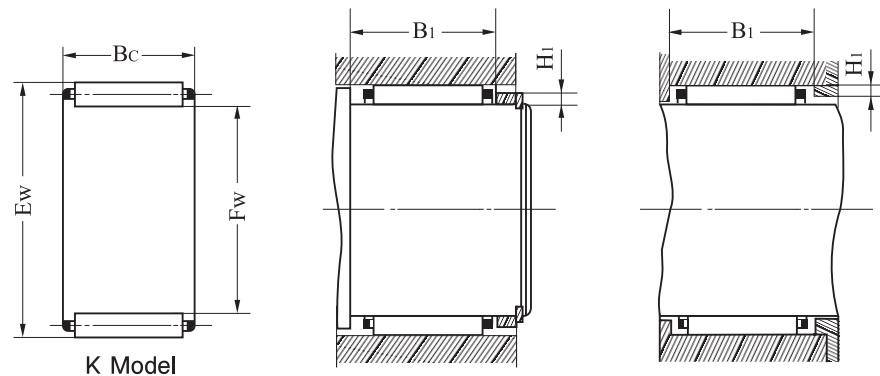
## Series K



Boundary dimensions /mm			Basic load ratings /kN		Limiting speeds /(r/min)		Mass/g			
<i>F<sub>w</sub></i>	<i>E<sub>w</sub></i>	<i>B<sub>c</sub></i>	<i>C<sub>r</sub></i>	<i>C<sub>or</sub></i>	/(r/min)		<i>W</i>	<b>K Model</b>	<i>B<sub>1</sub></i>	<i>H<sub>1</sub></i>
					grease	oil	~			
<b>14</b> 0.5511	20	17	12.8	15.5	15000	22000	-	<b>K 14x20x17</b>	17.12	2
<b>15</b> 0.5904	19	10	6.52	8.58	14000	20000	-	<b>K 15x19x10</b>	10.1	1.4
	19	13	8.62	12.2	14000	20000	-	<b>K 15x19x13</b>	13.12	1.4
	19	17	11.2	11.2	14000	20000	8.8	<b>K 15x19x17</b>	17.12	1.4
	20	10	6.40	7.22	14000	20000	-	<b>K 15x20x10</b>	10.1	1.7
	20	13	8.82	10.8	14000	20000	8.9	<b>K 15x20x13</b>	13.12	1.7
	20	17	11.8	15.8	14000	20000	-	<b>K 15x20x17</b>	17.12	1.7
	21	17	12.8	15.8	14000	20000	-	<b>K 15x21x17</b>	17.12	2
<b>16</b> 0.6299	20	10	6.78	9.18	13000	19000	5.7	<b>K 16x20x10</b>	10.1	1.4
	20	13	8.98	13.2	13000	19000	7.1	<b>K 16x20x13</b>	13.12	1.4
	20	17	11.5	18.5	13000	19000	9.2	<b>K 16x20x17</b>	17.12	1.4
	22	12	9.25	10.5	13000	19000	-	<b>K 16x22x12</b>	12.1	2
	22	17	13.5	17.2	13000	19000	-	<b>K 16x22x17</b>	17.12	2
	22	20	16.0	21.2	13000	19000	-	<b>K 16x22x20</b>	20.14	2
<b>17</b> 0.6692	21	10	7.02	9.78	12000	18000	5.8	<b>K 17x21x10</b>	10.1	1.4
	21	13	9.28	14.0	12000	18000	7.5	<b>K 17x21x13</b>	13.12	1.4
	21	17	12.0	19.8	12000	18000	9.5	<b>K 17x21x17</b>	17.12	1.4
	23	17	14.5	18.8	12000	18000	-	<b>K 17x23x17</b>	17.12	2
	23	20	16.8	23.2	12000	18000	-	<b>K 17x23x20</b>	20.14	2
<b>18</b> 0.7086	22	10	7.25	10.2	11000	17000	6.1	<b>K 18x22x10</b>	10.1	1.4
	22	13	9.60	14.8	11000	17000	7.7	<b>K 18x22x13</b>	13.12	1.4
	22	17	12.50	21.0	11000	17000	11	<b>K 18x22x17</b>	17.12	1.4
	24	17	14.2	19.0	11000	17000	16	<b>K 18x24x17</b>	17.12	2
	24	20	16.8	23.5	11000	17000	19	<b>K 18x24x20</b>	20.14	2
	24	30	24.5	38.2	11000	17000	-	<b>K 18x24x30</b>	30.14	2
<b>20</b> 0.7874	24	10	7.42	11.0	10000	16000	7.0	<b>K 20x24x10</b>	10.1	1.4
	24	13	9.82	15.8	10000	16000	8.5	<b>K 20x24x13</b>	13.12	1.4
	24	17	12.8	22.2	10000	16000	11	<b>K 20x24x17</b>	17.12	1.4
	26	17	15.8	22.2	10000	16000	18	<b>K 20x26x17</b>	17.12	2
	26	20	18.5	27.5	10000	16000	20	<b>K 20x26x20</b>	20.14	2
<b>22</b> 0.8661	26	10	7.82	12.2	9500	15000	7.1	<b>K 22x26x10</b>	10.1	1.4
	26	13	10.5	17.5	9500	15000	9.4	<b>K 22x26x13</b>	13.12	1.4

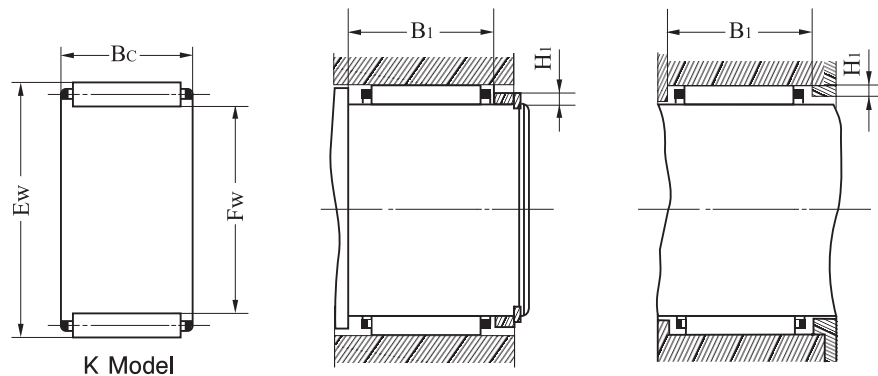


## Series K



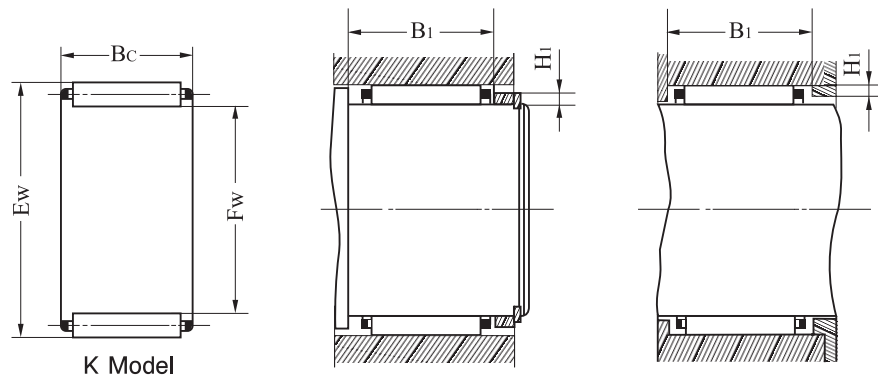
Boundary dimensions /mm			Basic load ratings /kN		Limiting speeds /(r/min)		Mass/g			
<i>F<sub>w</sub></i>	<i>E<sub>w</sub></i>	<i>B<sub>c</sub></i>	<i>C<sub>r</sub></i>	<i>C<sub>or</sub></i>	grease	oil	W	K Model	<i>B<sub>1</sub></i>	<i>H<sub>1</sub></i>
							~			
<b>22</b> 0.8661	26	17	13.5	24.8	9500	15000	12	<b>K 22x26x17</b>	17.12	1.4
	28	17	16.5	24.0	9500	15000	20	<b>K 22x28x17</b>	17.12	2
	28	20	19.2	29.5	9500	15000	-	<b>K 22x28x20</b>	20.14	2
<b>25</b> 0.9842	29	10	8.45	14.8	9000	14000	8.3	<b>K 25x29x10</b>	10.1	1.4
	29	13	11.2	20.2	9000	14000	10.5	<b>K 25x29x13</b>	13.12	1.4
	29	17	14.5	28.2	9000	14000	14	<b>K 25x29x17</b>	17.12	1.4
	31	17	17.8	27.5	9000	14000	22	<b>K 25x31x17</b>	17.12	2
	31	20	20.8	33.8	9000	14000	25	<b>K 25x31x20</b>	20.14	2
	32	16	16.0	21.8	9000	14000	25	<b>K 25x32x16</b>	16.12	2.3
<b>28</b> 1.1023	33	13	12.5	20.8	8500	13000	15	<b>K 28x33x13</b>	13.12	1.7
	33	17	16.8	30.0	8500	13000	20	<b>K 28x33x17</b>	17.12	1.7
	33	27	26.2	53.2	8500	13000	30	<b>K 28x33x27</b>	27.14	1.7
	34	17	18.8	30.8	8500	13000	-	<b>K 28x34x17</b>	17.12	2
<b>30</b> 1.1811	35	20	22.2	34.2	8500	13000	35	<b>K 28x35x20</b>	20.14	2.3
	35	13	12.8	21.5	8000	12000	16	<b>K 30x35x13</b>	13.12	1.7
	35	17	17.0	31.5	8000	12000	21	<b>K 30x35x17</b>	17.12	1.7
	35	27	26.8	55.8	8000	12000	33	<b>K 30x35x27</b>	27.14	1.7
	37	20	23.0	36.5	8000	12000	40	<b>K 30x37x20</b>	20.14	2.3
	38	20	25.8	38.8	8000	12000	-	<b>K 30x38x20</b>	20.14	2.7
<b>32</b> 1.2598	37	13	13.5	23.5	7500	11000	18	<b>K 32x37x13</b>	13.12	1.7
	37	17	18.0	34.2	7500	11000	22	<b>K 32x37x17</b>	17.12	1.7
	37	27	28.0	60.8	7500	11000	37	<b>K 32x37x27</b>	27.14	1.7
	39	20	23.8	38.8	7500	11000	42	<b>K 32x39x20</b>	20.14	2.3
	39	30	35.5	65.2	7500	11000	-	<b>K 32x39x30</b>	30.14	2.3
	40	13	14.0	35.5	7000	10000	19	<b>K 35x40x13</b>	13.12	1.7
<b>35</b> 1.3779	40	17	18.0	37.0	7000	10000	25	<b>K 35x40x17</b>	17.12	1.7
	40	27	29.2	65.8	7000	10000	39	<b>K 35x40x27</b>	27.14	1.7
	42	20	25.2	43.2	7000	10000	41	<b>K 35x42x20</b>	20.14	2.3
	42	30	37.8	72.5	7000	10000	62	<b>K 35x42x30</b>	30.14	2.3
	43	13	14.5	27.5	6700	9500	-	<b>K 38x43x13</b>	13.12	1.7
<b>38</b> 1.4960	43	17	19.5	39.8	6700	9500	-	<b>K 38x43x17</b>	17.12	1.7
	43	27	30.2	71.0	6700	9500	-	<b>K 38x43x27</b>	27.14	1.7

## Series K



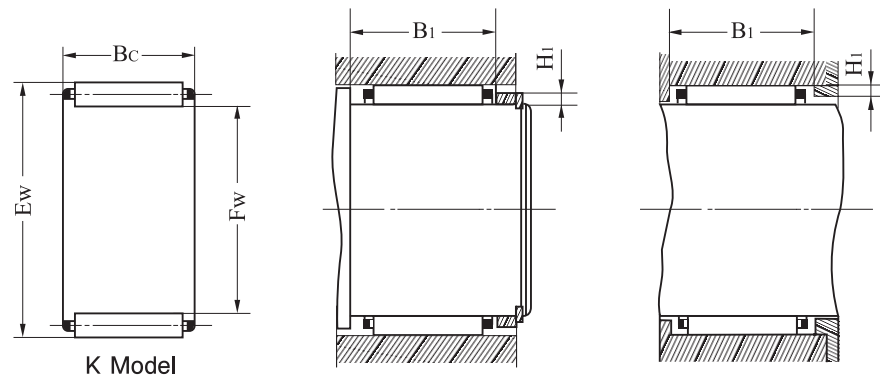
Boundary dimensions /mm			Basic load ratings /kN		Limiting speeds /(r/min)		Mass/g			
Fw	Ew	Bc	Cr	Cor			W	K Model	B1	H1
					grease	oil				
<b>38</b> 1.496	46	20	29.5	49.2	6700	9500	46	<b>K 38x46x20</b>	20.14	2.7
	46	30	44.0	82.5	6700	9500	-	<b>K 38x46x30</b>	30.14	2.7
<b>40</b> 1.5748	45	13	15.0	29.5	6300	9000	22	<b>K 40x45x13</b>	13.12	1.7
	45	17	20.2	42.8	6300	9000	27	<b>K 40x45x17</b>	17.12	1.7
	45	27	31.5	75.8	6300	9000	44	<b>K 40x45x27</b>	27.14	1.7
	48	20	30.2	51.8	6300	9000	52	<b>K 40x48x20</b>	20.14	2.7
	48	25	37.0	69.2	6300	9000	-	<b>K 40x48x25</b>	25.14	2.7
<b>42</b> 1.6535	48	30	45.2	86.8	6300	9000	-	<b>K 40x48x30</b>	30.14	2.7
	47	13	15.2	30.5	6000	8500	22	<b>K 42x47x13</b>	13.12	1.7
	47	17	20.5	44.2	6000	8500	28	<b>K 42x47x17</b>	17.12	1.7
	47	27	31.8	78.5	6000	8500	47	<b>K 42x47x27</b>	27.14	1.7
	50	20	31.0	54.2	6000	8500	54	<b>K 42x50x20</b>	20.14	2.7
<b>45</b> 1.7716	50	30	46.5	91.2	6000	8500	-	<b>K 42x50x30</b>	30.14	2.7
	50	13	16.2	33.5	5600	8000	24	<b>K 45x50x13</b>	13.12	1.7
	50	17	21.5	48.5	5600	8000	31	<b>K 45x50x17</b>	17.12	1.7
	50	27	33.5	86.0	5600	8000	50	<b>K 45x50x27</b>	27.14	1.7
	53	20	31.8	57.0	5600	8000	62	<b>K 45x53x20</b>	20.14	2.7
<b>48</b> 1.8897	53	25	39.8	76.5	5600	8000	-	<b>K 45x53x25</b>	25.14	2.7
	53	30	47.5	95.8	5600	7500	82	<b>K 45x53x30</b>	30.14	2.7
	53	13	16.5	35.5	5300	7500	-	<b>K 48x53x13</b>	13.12	1.7
	53	17	22.2	51.2	5300	7500	32	<b>K 48x53x17</b>	17.12	1.7
	53	27	34.5	91.0	5300	7500	-	<b>K 48x53x27</b>	27.14	1.7
	56	20	33.2	62.0	5300	7500	-	<b>K 48x56x20</b>	20.14	2.7
<b>50</b> 1.9685	56	30	49.8	105	5300	7500	-	<b>K 48x56x30</b>	30.14	2.7
	55	13	16.8	36.5	5000	7000	-	<b>K 50x55x13</b>	13.12	1.7
	55	17	22.5	52.8	5000	7000	32	<b>K 50x55x17</b>	17.12	1.7
	55	20	26.2	65.0	5000	7000	39	<b>K 50x55x20</b>	20.14	1.7
	55	27	35.0	93.5	5000	7000	-	<b>K 50x55x27</b>	27.14	1.7
	57	16	23.8	44.5	5000	7000	50	<b>K 50x57x16</b>	16.12	2.3
	58	20	34.0	64.8	5000	7000	65	<b>K 50x58x20</b>	20.14	2.7
58	25	42.8	88.8	5000	7000	-	<b>K 50x58x25</b>	25.14	2.7	
58	30	50.8	108	5000	7000	95	<b>K 50x58x30</b>	30.14	2.7	

## Series K



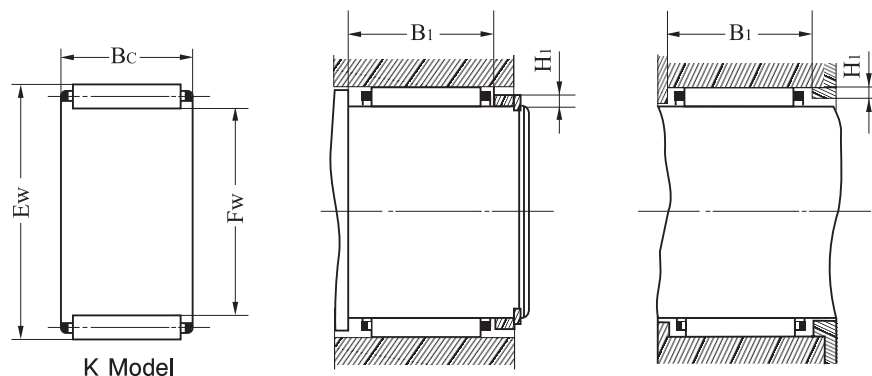
Boundary dimensions /mm			Basic load ratings /kN		Limiting speeds /(r/min)		Mass/g			
<i>F<sub>w</sub></i>	<i>E<sub>w</sub></i>	<i>B<sub>c</sub></i>	<i>C<sub>r</sub></i>	<i>C<sub>or</sub></i>	grease	oil	<i>W</i>	K Model	<i>B<sub>1</sub></i>	<i>H<sub>1</sub></i>
<b>52</b> 2.0472	57	17	23.0	55.5	4800	6700	-	<b>K 52x57x17</b>	17.12	1.7
	57	20	27.2	68.5	4800	6700	-	<b>K 52x57x20</b>	20.14	1.7
	60	20	34.8	68.2	4800	6700	-	<b>K 52x60x20</b>	20.14	2.7
	60	30	52.0	112	4800	6700	-	<b>K 52x60x30</b>	30.14	2.7
<b>55</b> 2.1653	61	20	31.2	73.5	4800	6700	-	<b>K 55x61x20</b>	20.14	2
	61	30	45.8	120	4800	6700	-	<b>K 55x61x30</b>	30.14	2
	62	40	62.5	160	4800	6700	-	<b>K 55x62x40</b>	40.17	2.3
	63	20	35.2	69.8	4800	6700	73	<b>K 55x63x20</b>	20.14	2.7
	63	25	44.2	93.8	4800	6700	90	<b>K 55x63x25</b>	25.14	2.7
	63	30	52.8	118	4800	6700	110	<b>K 55x63x30</b>	30.14	2.7
<b>58</b> 2.2834	66	20	36.8	75.0	4500	6300	-	<b>K 58x66x20</b>	20.14	2.7
	66	30	55.0	125	4500	6300	-	<b>K 58x66x30</b>	30.14	2.7
<b>60</b> 2.3622	66	20	33.2	88.0	4300	6000	-	<b>K 60x66x20</b>	20.14	2
	66	30	48.5	132	4300	6000	-	<b>K 60x66x30</b>	30.14	2
	68	20	37.5	77.5	4300	6000	-	<b>K 60x68x20</b>	20.14	2.7
	68	25	47.0	105	4300	6000	-	<b>K 60x68x25</b>	25.14	2.7
	68	30	56.0	130	4300	6000	136	<b>K 60x68x30</b>	30.14	2.7
<b>63</b> 2.4803	71	20	38.0	80.2	4000	5600	80	<b>K 63x71x20</b>	20.14	2.7
	71	25	47.5	108	4000	5600	-	<b>K 63x71x25</b>	25.14	2.7
	71	30	56.8	135	4000	5600	-	<b>K 63x71x30</b>	30.14	2.7
<b>65</b> 2.5590	73	20	38.5	82.8	4000	5600	-	<b>K 65x73x20</b>	20.14	2.7
	73	25	48.5	112	4000	5600	-	<b>K 65x73x25</b>	25.14	2.7
	73	30	57.8	140	4000	5600	126	<b>K 65x73x30</b>	30.14	2.7
<b>68</b> 2.6771	74	20	35.2	92.5	3800	5300	65	<b>K 68x74x20</b>	20.14	2
	74	30	51.5	150	3800	5300	97	<b>K 68x74x30</b>	30.14	2
	76	20	39.8	88	3800	5300	-	<b>K 68x76x20</b>	20.14	2.7
	76	25	50.0	118	3800	5300	-	<b>K 68x76x25</b>	25.14	2.7
	76	30	59.8	148	3800	5300	-	<b>K 68x76x30</b>	30.14	2.7
<b>70</b> 2.7559	76	20	35.8	94.2	3800	5300	70	<b>K 70x76x20</b>	20.14	2
	76	30	52.2	155	3800	5300	100	<b>K 70x76x30</b>	30.14	2
	78	20	40.5	90.5	3800	5300	-	<b>K 70x78x20</b>	20.14	2.7

## Series K

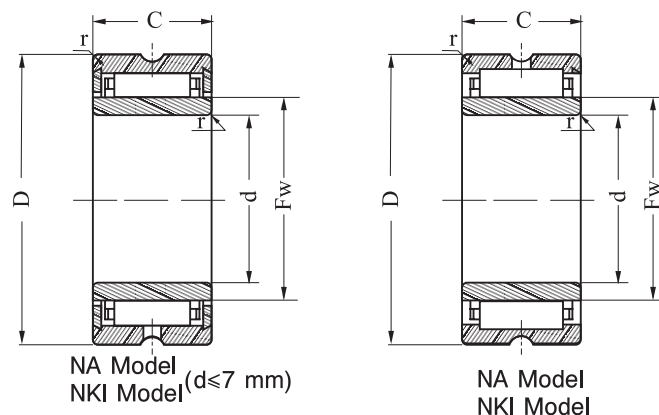


Boundary dimensions /mm			Basic load ratings /kN		Limiting speeds /(r/min)		Mass/g			
Fw	Ew	Bc	Cr	Cor	/(r/min)		W	K Model	B1	H1
					grease	oil				
<b>70</b> 2.7559	78	25	50.8	122	3800	5300	115	<b>K 70x78x25</b>	25.14	2.7
	78	30	60.5	152	3800	5300	136	<b>K 70x78x30</b>	30.14	2.7
<b>72</b> 2.8346	78	20	36.5	98.8	3600	5000	90	<b>K 72x78x20</b>	20.14	2
	78	30	53.5	160	3600	5000	-	<b>K 72x78x30</b>	30.14	2
	80	20	41.0	93.2	3600	5000	94	<b>K 72x80x20</b>	20.14	2.7
	80	25	51.5	125	3600	5000	-	<b>K 72x80x25</b>	25.14	2.7
<b>75</b> 2.9527	80	30	61.5	155	3600	5000	-	<b>K 72x80x30</b>	30.14	2.7
	81	20	37.5	102	3400	4800	75	<b>K 75x81x20</b>	20.14	2
	81	30	54.8	168	3400	4800	106	<b>K 75x81x30</b>	30.14	2
	83	20	72.5	98.2	3400	4800	100	<b>K 75x83x20</b>	20.14	2.7
	83	25	53.2	132	3400	4800	123	<b>K 75x83x25</b>	25.14	2.7
	83	30	63.5	165	3400	4800	147	<b>K 75x83x30</b>	30.14	2.7
<b>80</b> 3.1496	86	20	38.5	108	3200	4500	76	<b>K 80x86x20</b>	20.14	2
	86	30	56.2	178	3200	4500	110	<b>K 80x86x30</b>	30.14	2
	88	25	54.4	138	3200	4500	130	<b>K 80x88x25</b>	25.14	2.7
	88	30	65	175	3200	4500	141	<b>K 80x88x30</b>	30.14	2.7
	88	35	75	210	3200	4500	-	<b>K 80x88x35</b>	35.17	2.7
<b>85</b> 3.3464	92	20	40.5	105	3000	4300	96	<b>K 85x92x20</b>	20.14	2.3
	92	30	60.8	178	3000	4300	142	<b>K 85x92x30</b>	30.14	2.3
	93	20	45.0	112	3000	4300	130	<b>K 85x93x20</b>	20.14	2.7
	93	25	56.5	148	3000	4300	140	<b>K 85x93x25</b>	25.14	2.7
	93	30	67.5	185	3000	4300	160	<b>K 85x93x30</b>	30.14	2.7
	95	45	108	290	3000	4300	-	<b>K 85x95x45</b>	45.17	3.3
<b>90</b> 3.5433	97	20	41.8	112	2800	4000	103	<b>K 90x97x20</b>	20.14	2.3
	97	30	62.8	190	2800	4000	151	<b>K 90x97x30</b>	30.14	2.3
	98	25	57.8	156	2800	4000	140	<b>K 90x98x25</b>	20.14	2.7
	98	30	69.0	195	2800	4000	172	<b>K 90x98x30</b>	25.14	2.7
<b>95</b> 3.7401	102	20	43.2	120	2600	3800	110	<b>K 95x102x20</b>	20.14	2.3
	102	30	64.5	202	2600	3800	165	<b>K 95x102x30</b>	30.14	2.3
	103	30	71.5	208	2600	3800	165	<b>K 95x103x30</b>	30.14	2.7
<b>100</b> 3.9370	107	20	44.5	125	2400	3600	95	<b>K100x107x20</b>	20.14	2.3

## Series K

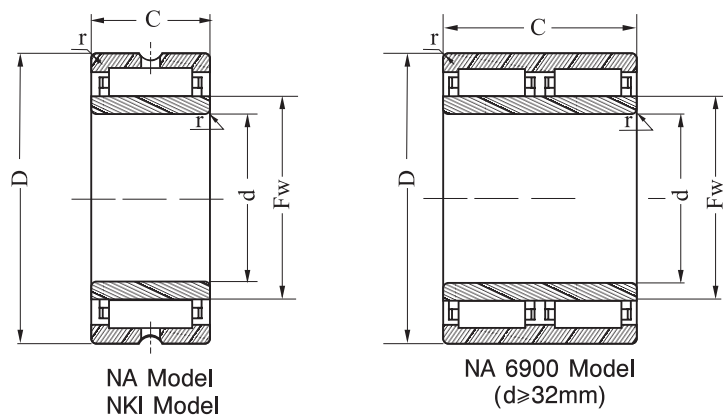


Boundary dimensions /mm			Basic load ratings /kN		Limiting speeds /(r/min)		Mass/g			
<i>F<sub>w</sub></i>	<i>E<sub>w</sub></i>	<i>B<sub>c</sub></i>	<i>C<sub>r</sub></i>	<i>C<sub>or</sub></i>	grease	oil	W	K Model	<i>B<sub>1</sub></i>	<i>H<sub>1</sub></i>
							~			
<b>100</b> 3.9370	107	30	66.5	212	2400	3600	170	<b>K100x107x30</b>	30.14	2.3
	108	30	72.8	218	2400	3600	190	<b>K100x109x30</b>	30.14	2.7
<b>105</b> 4.1338	112	20	45.2	132	2200	3400	115	<b>K105x112x20</b>	20.14	2.3
	112	30	67.5	220	2200	3400	170	<b>K105x112x30</b>	30.14	2.3
	115	30	81.8	218	2200	3400	205	<b>K105x115x30</b>	30.14	3.3
<b>110</b> 4.3307	117	25	58.2	185	2000	3200	150	<b>K110x117x25</b>	25.14	2.3
	117	35	80.2	278	2000	3200	211	<b>K110x117x35</b>	35.17	2.3
	120	30	85.0	228	2000	3200	-	<b>K110x120x30</b>	30.14	3.3
<b>115</b> 4.5275	122	25	59.8	195	2000	3200	-	<b>K115x122x25</b>	25.14	2.3
	122	35	82.2	292	2000	3200	-	<b>K115x122x35</b>	35.17	2.3
	125	35	99.5	290	2000	3200	-	<b>K115x125x35</b>	35.17	3.3
<b>120</b> 4.7244	127	25	61.2	202	1900	3000	168	<b>K120x127x25</b>	25.14	2.3
	127	35	84.2	305	1900	3000	243	<b>K120x127x35</b>	35.17	2.3
<b>125</b> 4.9212	135	35	105	315	1900	3000	360	<b>K125x135x35</b>	35.17	3.3
<b>130</b> 5.1181	137	25	63.2	218	1800	2800	180	<b>K130x137x25</b>	25.14	2.3
	137	35	87.2	328	1800	2800	250	<b>K130x137x35</b>	35.17	2.3
<b>145</b> 5.7086	153	30	88.5	315	1600	2400	262	<b>K145x153x30</b>	30.14	2.7
<b>155</b> 6.1023	163	30	91.5	338	1500	2200	304	<b>K155x163x30</b>	30.14	2.7
<b>165</b> 6.4960	173	30	108	432	1500	2200	322	<b>K165x173x35</b>	35.17	2.7
<b>175</b> 6.8897	183	35	112	460	1400	2000	390	<b>K175x183x35</b>	35.17	2.7
<b>185</b> 7.2834	195	35	145	548	1200	1800	590	<b>K185x195x40</b>	40.17	3.3
<b>195</b> 7.6771	205	40	150	585	1100	1700	650	<b>K195x202x40</b>	40.17	3.3



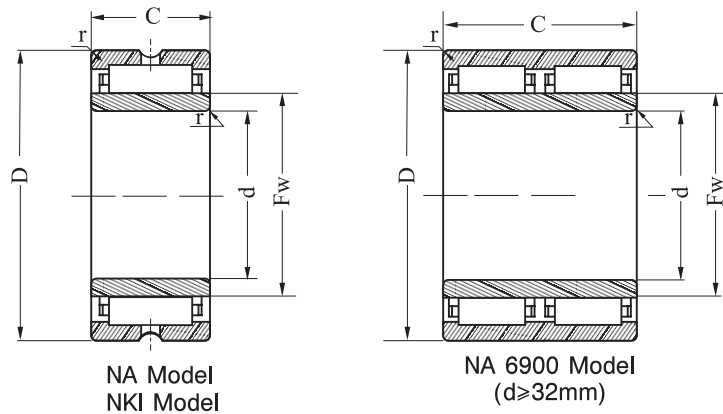
## Series NKI; NA

Boundary dimensions /mm			Basic load ratings /kN		Limiting speeds /(r/min)		Mass/g	
<i>d</i>	<i>D</i>	<i>C</i>	<i>C<sub>r</sub></i>	<i>C<sub>or</sub></i>	/(r/min)		<i>W</i> ≈	NA Model
					grease	oil		NKI Model
<b>5</b> 0.1968	15	12	3.70	3.70	19000	28000	12.3	NKI 5/12
	15	16	4.90	5.30	19000	28000	16.4	NKI 5/12
<b>6</b> 0.2362	16	12	4.20	4.50	18000	26000	13.5	NKI 6/12
	16	16	5.60	6.50	18000	26000	18.1	NKI 6/16
<b>7</b> 0.2755	17	12	4.40	4.90	16000	24000	14.8	NKI 7/12
	17	16	5.90	7.20	16000	24000	19.8	NKI 7/12
<b>9</b> 0.3543	19	12	6.50	7.10	15000	22000	16.9	NKI 9/12
	19	16	9.10	11.0	15000	22000	22.4	NKI 9/16
<b>10</b> 0.3937	22	13	8.60	9.20	15000	22000	24.3	NA 4900
	22	16	11.0	12.5	15000	22000	30.2	NKI 10/16
	22	20	14.0	17.0	15000	22000	37.8	NKI 10/20
<b>12</b> 0.4724	24	13	9.60	10.8	13000	19000	27.6	NA 4901
	24	16	11.5	14.0	13000	19000	33.8	NKI 12/16
	24	20	14.5	18.8	13000	19000	42.2	NKI 12/20
	24	22	16.2	21.5	13000	19000	46.9	NA 6901
<b>15</b> 0.5904	27	16	13.2	17.5	10000	16000	39.7	NKI 15/16
	27	20	16.8	23.5	10000	16000	49.7	NKI 15/20
	28	13	10.2	12.8	10000	16000	35.9	NA 4902
	28	23	17.5	25.5	10000	16000	63.7	NA 6902
<b>17</b> 0.6692	29	16	13.8	18.8	9500	15000	43.3	NKI 17/16
	29	20	17.5	25.5	9500	15000	54.3	NKI 17/20
	30	13	11.2	14.5	9500	15000	39.4	NA 4903
	30	23	19.0	28.8	9500	15000	69.9	NA 6903
<b>20</b> 0.7874	32	16	15.2	22.2	9000	14000	49.3	NKI 20/16
	32	20	19.2	30.2	9000	14000	61.7	NKI 20/20
	37	17	21.2	25.2	9000	14000	79.9	NA 4904
	37	30	35.2	48.5	9000	14000	141	NA 6904
<b>22</b> 0.8661	34	16	15.5	23.5	9000	13000	52.9	NKI 22/16
	34	20	19.8	32.0	9000	13000	66.1	NKI 22/20



## Series NKI; NA

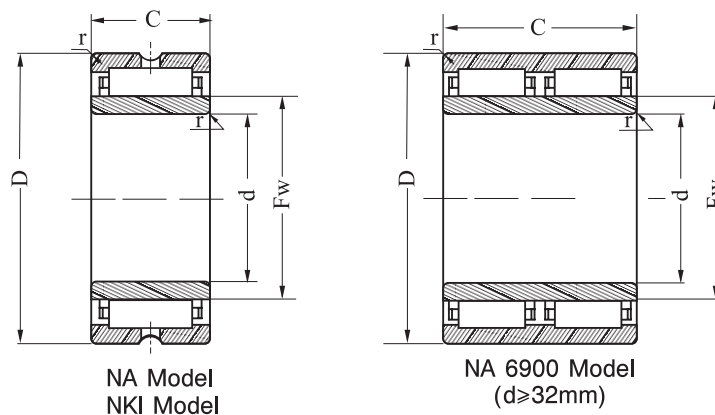
Boundary dimensions /mm			Basic load ratings /kN		Limiting speeds /(r/min)		Mass/g	
<i>d</i>	<i>D</i>	<i>C</i>	<i>C<sub>r</sub></i>	<i>C<sub>or</sub></i>	grease	oil	W	NA Model NKI Model
<b>22</b> 0.8661	39	17	23.2	29.2	9000	13000	85.4	NA 49/22
	39	30	38.5	56.2	9000	13000	151	NA 69/22
<b>25</b> 0.9842	38	20	22.2	34.0	8000	12000	78.6	NKI 25/20
	38	30	33.5	58.0	8000	12000	119	NKI 25/30
	42	17	24.0	31.2	8000	12000	94.7	NA 4905
	42	30	40.0	60.2	8000	12000	167	NA 6905
<b>28</b> 1.1023	42	20	23.5	37.8	7500	11000	96.4	NKI 28/20
	42	30	35.5	64.2	7500	11000	145	NKI 28/30
	45	17	24.8	33.2	7500	11000	104	NA 49/28
	45	30	41.5	64.2	7500	11000	183	NA 69/28
<b>30</b> 1.1811	45	20	24.8	41.5	7000	10000	112	NKI 30/20
	45	30	37.5	70.5	7000	10000	169	NKI 30/30
	47	17	25.5	35.5	7000	10000	108	NA 4906
	47	30	42.8	68.5	7000	10000	191	NA 6906
<b>32</b> 1.2598	47	20	25.2	43.2	6300	9000	118	NKI 32/20
	47	30	38.2	74.0	6300	9000	178	NKI 32/30
	52	20	31.5	48.5	6300	9000	168	NA 49/32
	52	36	48.0	83.2	6300	9000	-	NA 69/32
<b>35</b> 1.3779	50	20	26.5	47.2	6300	9000	127	NKI 35/20
	50	30	40.0	80.2	6300	9000	191	NKI 35/30
	55	20	32.5	51.0	6000	8500	181	NA 4907
	55	36	49.5	87.2	6000	8500	-	NA6907
<b>38</b> 1.4960	53	20	27.5	50.8	5600	8000	136	NKI 38/20
	53	30	41.5	86.5	5600	8000	205	NKI 38/30
<b>40</b> 1.5748	55	20	28.0	52.8	5300	7500	142	NKI 40/20
	55	30	42.5	89.8	5300	7500	214	NKI 40/30
	62	22	43.5	66.2	5000	7000	240	NA 4908
	62	40	62.8	108	5000	7000	-	NA6908
<b>42</b> 1.6535	57	20	29.2	56.5	5000	7000	148	NKI 42/20
	57	30	44.2	96.2	5000	7000	223	NKI 42/30



Series NKI; NA

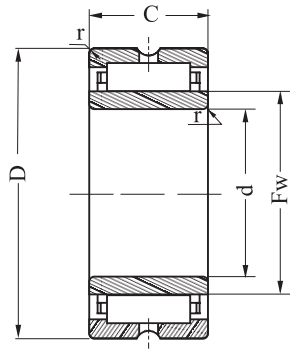
Boundary dimensions /mm			Basic load ratings /kN		Limiting speeds /(r/min)		Mass/g	
<i>d</i>	<i>D</i>	<i>C</i>	<i>C<sub>r</sub></i>	<i>C<sub>or</sub></i>	grease	oil	W ≈	NA Model NKI Model
<b>45</b> 1.7716	62	25	38.8	74.2	4800	6700	225	NKI 45/25
	62	35	51.8	108	4800	6700	314	NKI 45/35
	68	22	46.0	73.0	4800	6700	284	NA 4909
<b>50</b> 1.9685	68	40	67.2	118	4800	6700	-	NA 6909
	68	25	41.0	82.5	4500	6300	267	NKI 50/25
	68	35	54.8	120	4500	6300	373	NKI 50/35
	72	22	48.2	80.0	4500	6300	287	NA 4910
<b>55</b> 2.1653	72	40	70.2	128	4500	6300	-	NA 6910
	72	25	43.2	90.8	4000	5600	267	NKI 55/25
	72	35	57.5	132	4000	5600	373	NKI 55/35
	80	25	58.5	99.0	4000	5600	416	NA 4911
<b>60</b> 2.3622	80	45	87.8	168	4000	5600	-	NA 6911
	82	25	45.5	92.0	3800	5300	398	NKI 60/25
	82	35	66.5	150	3800	5300	559	NKI 60/35
	85	25	61.2	108	3800	5300	448	NA 4912
<b>65</b> 2.5590	85	45	90.8	182	3800	5300	-	NA 6912
	90	25	62.2	112	3600	5000	479	NA 4913
	90	25	54.2	100	3600	5000	483	NKI 65/25
	90	35	79.5	165	3600	5000	680	NKI 65/35
<b>70</b> 2.7559	90	45	93.2	188	3600	5000	-	NA 6913
	95	25	57.2	112	3200	4500	512	NKI 70/25
	95	35	83.8	182	3200	4500	720	NKI 70/35
	100	30	84.0	152	3200	4500	762	NA 4914
<b>75</b> 2.9527	100	54	130	260	3200	4500	-	NA 6914
	105	25	69.2	120	3000	4500	669	NKI 75/25
	105	30	85.5	158	3000	4300	805	NA 4915
	105	35	100	195	3000	4300	939	NKI 75/35
<b>80</b> 31.4960	105	54	130	270	3000	4300	-	NA 6915
	110	25	72.2	130	2800	4300	708	NKI 80/25
	110	30	89.0	170	2800	4000	852	NA 4916
	110	35	105	210	2800	4000	993	NKI 80/35





## Series NKI; NA

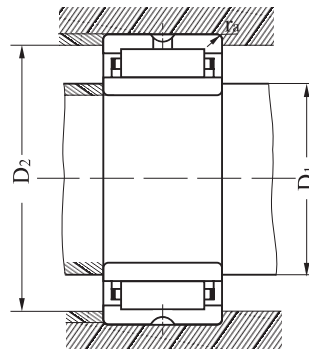
Boundary dimensions /mm			Basic load ratings /kN		Limiting speeds /(r/min)		Mass/g	
<i>d</i>	<i>D</i>	<i>C</i>	<i>C<sub>r</sub></i>	<i>C<sub>or</sub></i>	grease	oil	W ≈	NA Model NKI Model
<b>80</b> 3.1496	110	54	135	292	2800	4000	-	<b>NA 6916</b>
<b>85</b> 3.3464	115	26	76.8	142	2400	3600	774	<b>NKI 85/26</b>
	115	36	110	225	2400	3600	1070	<b>NKI 85/36</b>
	120	35	112	235	2400	3600	1280	<b>NA 4917</b>
	120	63	155	365	2400	3600	-	<b>NA 6917</b>
<b>90</b> 3.5433	120	26	79.8	152	2400	3600	814	<b>NKI 90/26</b>
	120	36	115	242	2400	3600	1130	<b>NKI 90/36</b>
	125	35	115	250	2200	3400	1340	<b>NA 4918</b>
	125	63	165	388	2200	3400	-	<b>NA 6918</b>
<b>95</b> 3.7401	125	26	80.8	158	2200	3400	851	<b>NKI 95/26</b>
	125	36	115	250	2200	3400	1180	<b>NKI 95/36</b>
	130	35	120	265	2000	3200	1410	<b>NA 4919</b>
	130	63	172	412	2000	3200	-	<b>NA 6919</b>
<b>100</b> 3.9370	130	30	98.2	205	2000	3200	1020	<b>NKI 100/30</b>
	130	40	125	285	2000	3200	1370	<b>NKI 100/40</b>
	140	40	130	270	2000	3200	1960	<b>NA 4920</b>
	140	71	202	480	2000	3200	-	<b>NA 6920</b>
<b>110</b> 4.3307	140	30	93.0	210	2000	3200	1130	<b>NA 4822</b>
	150	40	138	295	1900	3000	2120	<b>NA 4922</b>
<b>120</b> 4.7244	150	30	96.2	225	1900	3000	1220	<b>NA 4824</b>
	165	45	180	382	1800	2800	2910	<b>NA 4924</b>
<b>130</b> 5.1181	165	35	118	302	1700	2600	-	<b>NA 4826</b>
	180	50	202	460	1600	2400	3960	<b>NA 4926</b>
<b>140</b> 5.5118	175	35	122	320	1600	2400	1980	<b>NA 4828</b>
	190	50	210	488	1500	2200	4220	<b>NA 4928</b>
<b>150</b> 5.9055	190	40	150	395	1500	2200	2800	<b>NA 4830</b>
<b>160</b> 6.2992	200	40	158	418	1500	2200	2970	<b>NA 4832</b>



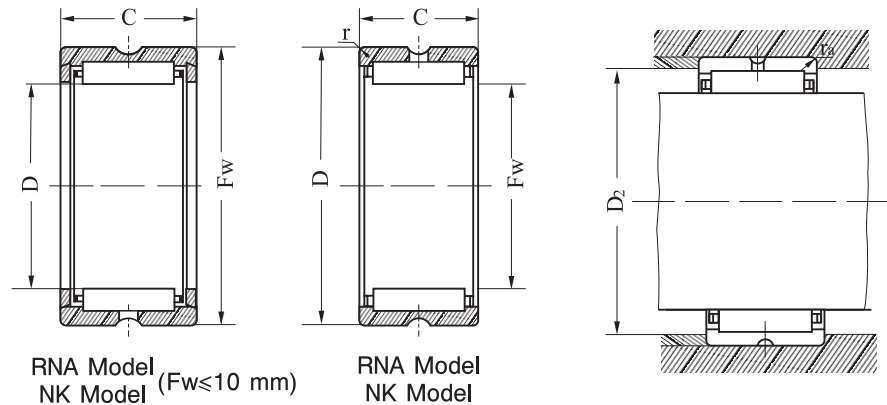
NA Model  
NKI Model

Series NA

Boundary dimensions /mm			Basic load ratings /kN		Limiting speeds /(r/min)		Mass/g	
<i>d</i>	<i>D</i>	<i>C</i>	<i>C<sub>r</sub></i>	<i>C<sub>or</sub></i>	grease	oil	W ≈	NA Model NKI Model
<b>170</b> 6.6929	215	45	192	520	1300	2000	4080	NA 4834
<b>180</b> 7.0866	225	45	198	552	1200	1900	4290	NA 4836
<b>190</b> 7.4803	240	50	230	688	1200	1800	5700	NA 4838
<b>200</b> 7.8740	250	50	235	725	1100	1700	5970	NA 4840
<b>220</b> 8.6614	270	50	245	785	950	1500	6500	NA 4844
<b>240</b> 9.4488	300	60	352	1050	900	1400	10100	NA 4848
<b>260</b> 10.2362	320	60	368	1130	800	1200	10800	NA 4852
<b>280</b> 11.0236	350	69	445	1310	750	1100	15800	NA 4856
<b>300</b> 11.8110	380	80	608	1700	750	1100	22200	NA 4860
<b>320</b> 12.5984	400	80	630	1820	700	1000	23500	NA 4864
<b>340</b> 13.3858	420	80	642	1900	670	950	24800	NA 4868
<b>360</b> 14.1732	440	80	662	2010	630	900	26100	NA 4872

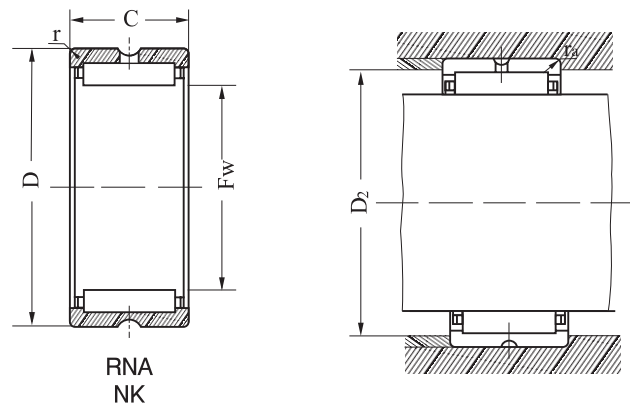


<i>d</i>	<i>F<sub>w</sub></i>	<i>r<sub>s</sub></i> <i>min</i>	<i>D<sub>1</sub></i> <i>min</i>	<i>D<sub>2</sub></i> <i>max</i>	<i>r<sub>s</sub></i> <i>max</i>	
<b>170</b> 6.6929	185	1.1	176.5	208.5	1	4544834
<b>180</b> 7.0866	195	1.1	186.5	218.5	1	4544836
<b>190</b> 7.4803	210	1.5	198	232	1.5	4544838
<b>200</b> 7.8740	220	1.5	208	242	1.5	4544840
<b>220</b> 8.6614	240	1.5	228	262	1.5	4544844
<b>240</b> 9.4488	265	2	249	291	2	4544848
<b>260</b> 10.2362	285	2	269	311	2	4544852
<b>280</b> 11.0236	305	2	289	341	2	4544856
<b>300</b> 11.8110	330	2.1	311	369	2.1	4544860
<b>320</b> 12.5984	350	2.1	331	389	2.1	4544864
<b>340</b> 13.3858	370	2.1	351	409	2.1	4544868
<b>360</b> 14.1732	390	2.1	371	429	2.1	4544872



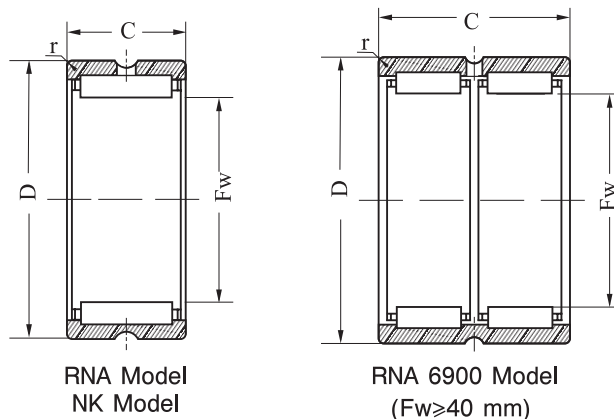
## Series NK; RNA

Boundary dimensions /mm			Basic load ratings /kN			Limiting speeds /(r/min)		Mass /kg	RNA Model	D <sub>2</sub>	r <sub>as</sub>	
F <sub>w</sub>	D	C	r <sub>s</sub> min	C <sub>r</sub>	C <sub>or</sub>	grease	oil	W ≈	NK Model	max	max	
<b>5</b> 0.1968	10	10	0.15	2.10	1.60	22000	32000	3.30	<b>NK 5/10</b>	8.8	0.15	-
	10	12	0.15	2.80	2.30	22000	32000	4.00	<b>NK 5/12</b>	8.8	0.15	-
<b>6</b> 0.2362	12	10	0.15	2.40	1.90	22000	32000	5.10	<b>NK 6/10</b>	10.8	0.15	-
	12	12	0.15	3.10	2.80	22000	32000	6.20	<b>NK 6/12</b>	10.8	0.15	-
<b>7</b> 0.2755	14	10	0.30	2.60	2.30	20000	30000	7.30	<b>NK 7/ 10</b>	12	0.3	-
	14	12	0.30	3.40	3.20	20000	30000	8.80	<b>NK 7/12</b>	12	0.3	-
<b>8</b> 0.3149	15	12	0.30	3.70	3.70	19000	28000	9.60	<b>NK 8/12</b>	13	0.3	-
	15	16	0.30	4.90	5.30	19000	28000	12.8	<b>NK 8/16</b>	13	0.3	-
<b>9</b> 0.3543	16	12	0.30	4.20	4.50	18000	26000	10.4	<b>NK 9/12</b>	14	0.3	-
	16	16	0.30	5.60	6.50	18000	26000	13.9	<b>NK 9/16</b>	14	0.3	-
<b>10</b> 0.3937	17	12	0.30	4.40	4.90	16000	24000	11.2	<b>NK 10/12</b>	15	0.3	-
	17	16	0.30	5.90	7.20	16000	24000	15.1	<b>NK 10/16</b>	15	0.3	-
<b>12</b> 0.4724	19	12	0.30	6.50	7.10	15000	22000	12.4	<b>NK 12/12</b>	17	0.3	-
	19	16	0.30	9.10	11.0	15000	22000	16.3	<b>NK 12/16</b>	17	0.3	-
<b>14</b> 0.5511	22	13	0.3	8.60	9.20	15000	22000	16.8	<b>RNA 4900</b>	20	0.3	<b>4644900</b>
	22	16	0.3	11.0	12.5	15000	22000	20.9	<b>NK 14/16</b>	20	0.3	-
	22	20	0.3	14.0	17.0	15000	22000	26.2	<b>NK 14/20</b>	20	0.3	-
<b>15</b> 0.5904	23	16	0.3	11.0	12.8	14000	20000	21.8	<b>NK 15/16</b>	21	0.3	-
	23	20	0.3	13.8	17.2	14000	20000	27.2	<b>NK 15/20</b>	21	0.3	-
<b>16</b> 0.6299	24	13	0.3	9.60	10.8	13000	19000	18.8	<b>RNA 4901</b>	22	0.3	<b>4644901</b>
	24	16	0.3	11.5	14.0	13000	19000	23.0	<b>NK 16/16</b>	22	0.3	-
	24	20	0.3	14.5	18.8	13000	19000	28.6	<b>NK 16/20</b>	22	0.3	-
	24	22	0.3	16.2	21.5	13000	19000	32.1	<b>RNA 6901</b>	22	0.3	<b>6644901</b>
<b>17</b> 0.6692	25	16	0.3	12.2	15.0	12000	18000	24.2	<b>NK 17/16</b>	23	0.3	-
	25	20	0.3	15.5	20.5	12000	18000	30.2	<b>NK 17/20</b>	23	0.3	-
<b>18</b> 0.7086	26	16	0.3	12.8	16.2	11000	17000	25.4	<b>NK 18/16</b>	24	0.3	-
	26	20	0.3	16.2	22.0	11000	17000	31.7	<b>NK 18/20</b>	24	0.3	-



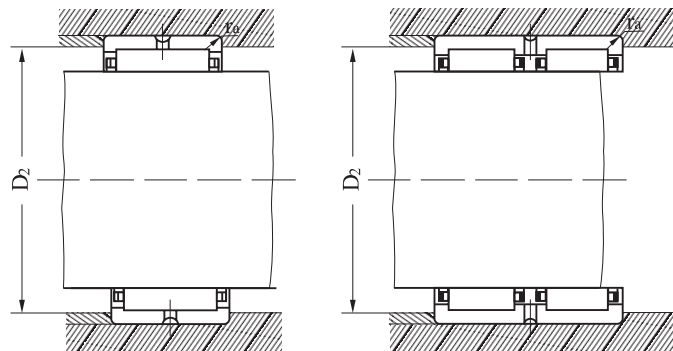
## Series NK; RNA

Boundary dimensions /mm			Basic load ratings /kN			Limiting speeds /(r/min)		Mass /kg	RNA Model	D <sub>2</sub>	r <sub>as</sub>	
F <sub>w</sub>	D	C	r <sub>s</sub> min	C <sub>r</sub>	C <sub>or</sub>	grease	oil	W ≈	NK Model	max	max	
<b>19</b> 0.7480	27	16	0.3	13.2	17.5	10000	16000	26.6	<b>NK 19/16</b>	25	0.3	-
	27	20	0.3	16.8	23.5	10000	16000	33.2	<b>NK 19/20</b>	25	0.3	-
<b>20</b> 0.7874	28	13	0.3	10.2	10.8	10000	16000	22.2	<b>RNA 4902</b>	26	0.3	<b>4644902</b>
	28	16	0.3	13.2	17.5	10000	16000	27.4	<b>NK 20/16</b>	26	0.3	-
	28	20	0.3	16.8	23.8	10000	16000	34.3	<b>NK 20/20</b>	26	0.3	-
	28	23	0.3	17.5	25.2	10000	16000	63.7	<b>RNA 6902</b>	26	0.3	<b>6644902</b>
<b>21</b> 0.8267	29	16	0.3	13.8	18.8	9500	15000	28.6	<b>NK 21/16</b>	27	0.3	-
	29	20	0.3	17.5	25.5	9500	15000	35.9	<b>NK 21/20</b>	27	0.3	-
<b>22</b> 0.8661	30	13	0.3	11.2	14.5	9500	15000	24.1	<b>RNA 4903</b>	28	0.3	<b>4644903</b>
	30	16	0.3	14.2	20.0	9500	15000	29.9	<b>NK 22/16</b>	28	0.3	-
	30	20	0.3	18.0	27.0	9500	15000	37.4	<b>NK 22/20</b>	28	0.3	-
	30	23	0.3	19.0	28.8	9500	15000	43.1	<b>RNA 6903</b>	28	0.3	<b>6644903</b>
<b>24</b> 0.9448	32	16	0.3	15.2	22.2	9000	14000	32.3	<b>NK 24/16</b>	30	0.3	-
	32	20	0.3	19.2	30.2	9000	14000	40.4	<b>NK 24/20</b>	30	0.3	-
<b>25</b> 0.9842	33	16	0.3	15.2	22.5	9000	14000	33.2	<b>NK 25/16</b>	31	0.3	-
	33	20	0.3	19.2	30.5	9000	14000	41.4	<b>NK 25/20</b>	31	0.3	-
	37	17	0.3	21.2	25.2	9000	14000	56.7	<b>RNA 4904</b>	35	0.3	<b>4644904</b>
	37	30	0.3	35.2	48.5	9000	14000	101	<b>RNA 6904</b>	35	0.3	<b>6644904</b>
<b>26</b> 1.0236	34	16	0.3	15.5	23.5	9000	13000	34.4	<b>NK 26/16</b>	32	0.3	-
	34	20	0.3	19.8	32.0	9000	13000	42.9	<b>NK 26/20</b>	32	0.3	-
<b>28</b> 1.1023	37	20	0.3	22.2	34.0	9000	13000	51.6	<b>NK 28/20</b>	35	0.3	-
	37	30	0.3	33.8	57.8	9000	13000	77.7	<b>NK 28/30</b>	35	0.3	-
	39	17	0.3	23.2	29.2	9000	13000	54.4	<b>RNA 49/22</b>	37	0.3	<b>46449/22</b>
	39	30	0.3	38.5	56.2	9000	13000	96.5	<b>RNA 69/22</b>	37	0.3	<b>66449/22</b>
<b>29</b> 1.1417	38	20	0.3	22.2	34.0	8000	12000	52.7	<b>NK 29/20</b>	36	0.3	-
	38	30	0.3	33.5	58.0	8000	12000	79.4	<b>NK 29/30</b>	36	0.3	-
<b>30</b> 1.1811	40	20	0.3	23.0	35.8	8000	12000	64.2	<b>NK 30/20</b>	38	0.3	-
	40	30	0.3	34.8	61.0	8000	12000	96.6	<b>NK 30/30</b>	38	0.3	-
	42	17	0.3	24.0	31.2	8000	12000	66.2	<b>RNA 4905</b>	40	0.3	<b>4644905</b>



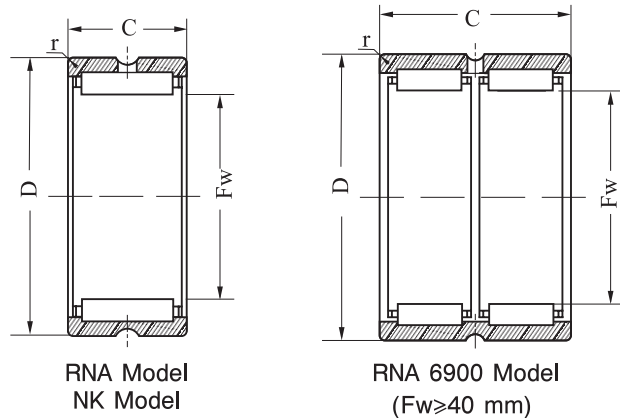
## Series NK; RNA

Boundary dimensions /mm			Basic load ratings /kN			Limiting speeds /(r/min)		Mass /kg	RNA Model	D <sub>2</sub>	r <sub>as</sub>	
F <sub>w</sub>	D	C	r <sub>s</sub> min	C <sub>r</sub>	C <sub>or</sub>	grease	oil	W	NK Model	max	max	
<b>30</b> 1.1811	42	30	0.3	40.0	60.2	8000	12000	117	<b>RNA 6905</b>	40	0.3	<b>6644905</b>
<b>32</b> 1.2598	42	20	0.3	23.5	37.8	7500	11000	67.6	<b>NK 32/20</b>	40	0.3	-
	42	30	0.3	35.5	64.2	7500	11000	105	<b>NK 32/30</b>	40	0.3	-
	45	17	0.3	24.8	33.2	7500	11000	79	<b>RNA 49/28</b>	43	0.3	<b>46449/28</b>
	45	30	0.3	41.5	64.2	7500	11000	140	<b>RNA 69/28</b>	43	0.3	<b>66449/28</b>
<b>35</b> 1.3779	45	20	0.3	24.8	41.5	7000	10000	73.1	<b>NK 35/20</b>	43	0.3	-
	45	30	0.3	37.5	70.5	7000	10000	110	<b>NK 35/30</b>	43	0.3	-
	47	17	0.3	25.5	35.5	7000	10000	74.7	<b>RNA 4906</b>	45	0.3	<b>4644906</b>
	47	30	0.3	42.8	68.5	7000	10000	133	<b>RNA 6906</b>	45	0.3	<b>6644906</b>
<b>37</b> 1.4566	47	20	0.3	25.2	43.2	6300	9000	76.5	<b>NK 37/20</b>	45	0.3	-
	47	30	0.3	38.2	74.0	6300	9000	115	<b>NK 37/30</b>	45	0.3	-
<b>38</b> 1.4960	48	20	0.3	26.0	45.2	6300	9000	78.5	<b>NK 38/20</b>	46	0.3	-
	48	30	0.3	39.2	77.0	6300	9000	118	<b>NK 38/30</b>	46	0.3	-
<b>40</b> 1.5748	50	20	0.3	26.5	47.2	6300	9000	81.9	<b>NK 40/20</b>	48	0.3	-
	50	30	0.3	40.0	80.2	6300	9000	123	<b>NK 40/30</b>	48	0.3	-
	52	20	0.3	31.5	48.5	6300	9000	98.7	<b>RNA 49/32</b>	48	0.6	<b>46449/32</b>
	52	36	0.3	48.0	83.2	6300	9000	-	<b>RNA 69/32</b>	48	0.6	<b>63549/32</b>
<b>42</b> 1.6535	52	20	0.3	27.0	49.0	6000	8500	85.3	<b>NK 42/20</b>	50	0.3	-
	52	30	0.3	40.8	83.5	6000	8500	128	<b>NK 42/30</b>	50	0.3	-
	55	20	0.3	32.5	51.0	6000	8500	116.3	<b>RNA 4907</b>	51	0.6	<b>4644907</b>
	55	36	0.3	49.5	87.2	6000	8500	-	<b>RNA 6907</b>	51	0.6	<b>6354907</b>
<b>43</b> 1.6929	53	20	0.3	27.5	50.8	5600	8000	87.3	<b>NK 43/30</b>	51	0.3	-
	53	30	0.3	41.5	86.5	5600	8000	132	<b>NK 43/30</b>	51	0.3	-
<b>45</b> 1.7716	55	20	0.3	28.0	52.8	5300	7500	90.7	<b>NK 45/20</b>	53	0.3	-
	55	30	0.3	42.5	89.8	5300	7500	137	<b>NK 45/30</b>	53	0.3	-
<b>47</b> 1.8503	57	20	0.3	29.2	56.5	5000	7000	94.7	<b>NK 47/20</b>	55	0.3	-
	57	30	0.3	44.2	96.2	5000	7000	143	<b>NK 47/30</b>	55	0.3	-
<b>48</b> 1.8897	62	22	0.6	43.5	66.2	5000	7000	146	<b>RNA 4908</b>	58	0.6	<b>4644908</b>



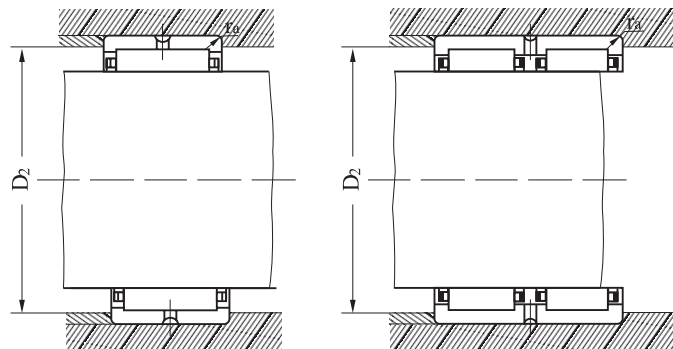
## Series NK; RNA

Boundary dimensions /mm			Basic load ratings /kN			Limiting speeds /(r/min)		Mass /kg	RNA Model	D <sub>2</sub>	r <sub>as</sub>	
F <sub>w</sub>	D	C	r <sub>s</sub> min	C <sub>t</sub>	C <sub>or</sub>	grease	oil	W ≈	NK Model	max	max	
<b>48</b> 1.8897	62	40	0.6	62.8	108	5000	7000	-	<b>RNA 6908</b>	58	0.6	<b>6644908</b>
<b>50</b> 1.9685	62	25	0.6	38.8	74.2	4800	6700	154	<b>NK 50/25</b>	58	0.6	-
	62	35	0.6	51.8	108	4800	6700	215	<b>NK 50/35</b>	58	0.6	-
<b>52</b> 2.0472	68	22	0.6	46.0	73.0	4800	6700	194	<b>RNA 4909</b>	64	0.6	<b>4644909</b>
	68	40	0.6	67.2	118	4800	6700	-	<b>RNA 6909</b>	64	0.6	<b>6354909</b>
<b>55</b> 2.1653	68	25	0.6	41.0	82.5	4500	6300	188	<b>NK 55/25</b>	64	0.6	-
	68	35	0.6	54.8	120	4500	6300	264	<b>NK 55/35</b>	64	0.6	-
<b>58</b> 2.2834	72	22	0.6	48.2	80.0	4500	6300	172	<b>RNA 4910</b>	68	0.6	<b>4644910</b>
	72	40	0.6	70.2	128	4500	6300	-	<b>RNA 6910</b>	68	0.6	<b>6354910</b>
<b>60</b> 2.3622	72	25	0.6	43.2	90.8	4000	5600	181	<b>NK 60/25</b>	68	0.6	-
	72	35	0.6	57.5	132	4000	5600	254	<b>NK 60/35</b>	68	0.6	-
<b>63</b> 2.4803	80	25	1	58.5	99.0	4000	5600	274	<b>RNA 4911</b>	75	1	<b>4644911</b>
	80	45	1	87.8	168	4000	5600	-	<b>RNA 6911</b>	75	1	<b>6354911</b>
<b>65</b> 2.5590	78	25	0.6	45.2	98.8	4000	5600	219	<b>NK 65/25</b>	74	0.6	-
	78	35	0.6	60.2	142	4000	5600	307	<b>NK 65/35</b>	74	0.6	-
<b>68</b> 2.6771	82	25	0.6	45.5	92.0	3800	5300	245	<b>NK 68/25</b>	78	0.6	-
	82	35	0.6	66.5	150	3800	5300	343	<b>NK 68/35</b>	78	0.6	-
	85	25	1	61.2	108	3800	5300	294	<b>RNA 4912</b>	80	1	<b>4644912</b>
	85	45	1	90.8	182	3800	5300	-	<b>RNA 6912</b>	80	1	<b>6354912</b>
<b>72</b> 2.8346	90	25	1	62.2	112	3600	5000	335	<b>RNA 4913</b>	85	1	<b>4644913</b>
	90	45	1	93.2	188	3600	5000	-	<b>RNA 6913</b>	85	1	<b>6354913</b>
<b>73</b> 2.8546	90	25	1	54.2	100	3600	5000	319	<b>NK 73/25</b>	85	1	-
	90	35	1	79.5	165	3600	5000	448	<b>NK 73/35</b>	85	1	-
<b>75</b> 2.9527	92	25	1	55.2	105	3400	4800	328	<b>NK 75/25</b>	87	1	-
	92	35	1	81.0	170	3400	4800	460	<b>NK 75/35</b>	87	1	-
<b>80</b> 3.1496	95	25	1	57.2	112	3200	4500	288	<b>NK 80/25</b>	90	1	-



Series RNA; NK

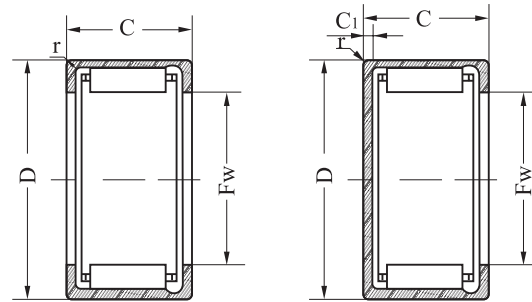
Boundary dimensions /mm			Basic load ratings /kN			Limiting speeds		Mass	RNA Model	D <sub>2</sub>	r <sub>as</sub>	
F <sub>w</sub>	D	C	r <sub>s</sub> min	C <sub>r</sub>	C <sub>or</sub>	/(r/min)		/kg	NK Model	max	max	
						grease	oil	W				
								≈				
<b>80</b> 3.1496	95	35	1	83.8	182	3200	4500	405	<b>NK 80/35</b>	90	1	-
	100	30	1	84.0	152	3200	4500	491	<b>RNA 4914</b>	95	1	<b>4644914</b>
	100	54	1	130	260	3200	4500	-	<b>RNA 6914</b>	95	1	<b>6354914</b>
<b>85</b> 3.3464	105	25	1	69.2	120	3000	4300	429	<b>NK 85/25</b>	100	1	-
	105	30	1	85.5	158	3000	4300	515	<b>RNA 4915</b>	100	1	<b>4644915</b>
	105	35	1	100	195	3000	4300	600	<b>NK 85/35</b>	100	1	-
<b>90</b> 3.5433	105	54	1	130	270	3000	4300	-	<b>RNA 6915</b>	100	1	<b>6354915</b>
	110	25	1	72.2	130	2800	4000	452	<b>NK 90/25</b>	105	1	-
	110	30	1	89.0	170	2800	4000	544	<b>RNA 4916</b>	105	1	<b>4644916</b>
<b>95</b> 3.74	110	35	1	105	210	2800	4000	634	<b>NK 90/35</b>	105	1	-
	110	54	1	135	292	2800	4000	-	<b>RNA 6916</b>	105	1	<b>6354916</b>
	115	26	1	76.8	142	2400	3600	492	<b>NK 95/26</b>	110	1	-
<b>100</b> 3.937	115	36	1	110	225	2400	3600	681	<b>NK 95/36</b>	110	1	-
	120	26	1	79.8	152	2400	3600	517	<b>NK 100/26</b>	115	1	-
	120	35	1.1	112	235	2400	3600	687	<b>RNA 4917</b>	113.5	1	<b>4644917</b>
<b>105</b> 4.1338	120	36	1	115	242	2400	3600	716	<b>NK 100/36</b>	115	1	-
	120	63	1.1	155	365	2400	3600	-	<b>RNA 6917</b>	113.5	1	<b>6354917</b>
	125	26	1	80.8	158	2200	3400	538	<b>NK 105/26</b>	120	1	-
	125	35	1.1	115	250	2200	3400	721	<b>RNA 4918</b>	118.5	1	<b>4644918</b>
<b>110</b> 4.3307	125	36	1	115	250	2200	3400	745	<b>NK 105/36</b>	120	1	-
	125	63	1.1	165	388	2200	3400	-	<b>RNA 6918</b>	118.5	1	<b>6354918</b>
	130	30	1.1	98.2	205	2000	3200	647	<b>NK 110/30</b>	123.5	1	-
	130	35	1.1	120	265	2000	3200	754	<b>RNA 4919</b>	123.5	1	<b>4644919</b>
<b>115</b> 4.5275	130	40	1.1	125	285	2000	3200	864	<b>NK 110/40</b>	123.5	1	-
	130	63	1.1	172	412	2000	3200	-	<b>RNA 6919</b>	123.5	1	<b>6354919</b>
	140	40	1.1	130	270	2000	3200	1180	<b>RNA 4920</b>	133.5	1	<b>4644920</b>
<b>120</b> 4.7244	140	71	1.1	202	480	2000	3200	-	<b>RNA 6920</b>	133.5	1	<b>6354920</b>
	140	30	1	93.0	210	2000	3200	718	<b>RNA 4822</b>	135	1	<b>4644822</b>
<b>125</b> 4.9212	150	40	1.1	138	295	1900	3000	1275	<b>RNA 4922</b>	143.5	1	<b>4644922</b>



## Series RNA

Boundary dimensions /mm			Basic load ratings /kN			Limiting speeds		Mass	RNA Model	D <sub>2</sub>	r <sub>as</sub>	
F <sub>w</sub>	D	C	r <sub>s</sub> min	C <sub>r</sub>	C <sub>or</sub>	/(r/min)		/kg W				
						grease	oil	≈	NK Model	max	max	
<b>130</b> 5.1118	150	30	1	96.2	225	1900	3000	771	<b>RNA 4824</b>	145	1	<b>4644824</b>
<b>135</b> 5.3149	165	45	1.1	180	382	1800	2800	1870	<b>RNA 4924</b>	158.5	1	<b>4644924</b>
<b>145</b> 5.7086	165	35	1.1	118	302	1700	2600	990	<b>RNA 4826</b>	158.5	1	<b>4644826</b>
<b>150</b> 5.9055	180	50	1.5	202	460	1600	2400	2280	<b>RNA 4826</b>	172	1.5	<b>4644926</b>
<b>155</b> 6.1023	175	35	1.1	122	320	1600	2400	1050	<b>RNA 4928</b>	168.5	1	<b>4644828</b>
<b>160</b> 6.2992	190	50	1.5	210	488	1500	2200	2410	<b>RNA 4828</b>	182	1.5	<b>4644928</b>
<b>165</b> 6.496	190	40	1.1	152	395	1500	2200	1670	<b>RNA 4830</b>	183.5	1	<b>4644830</b>
<b>175</b> 6.8897	200	40	1.1	158	418	1500	2200	1760	<b>RNA 4832</b>	193.5	1	<b>4644832</b>
<b>185</b> 7.2834	215	45	1.1	192	520	1300	2000	2640	<b>RNA 4834</b>	208.5	1	<b>4644834</b>
<b>195</b> 7.6771	225	45	1.1	198	552	1200	1900	2770	<b>RNA 4836</b>	218.5	1	<b>4644836</b>
<b>210</b> 8.2677	240	50	1.5	230	688	1200	1800	3290	<b>RNA 4838</b>	232	1.5	<b>4644838</b>
<b>220</b> 8.6614	250	50	1.5	235	725	1100	1700	3440	<b>RNA 4840</b>	242	1.5	<b>4644840</b>
<b>240</b> 9.4488	270	50	1.5	245	785	950	1500	3730	<b>RNA 4844</b>	262	1.5	<b>4644844</b>
<b>265</b> 10.4330	300	60	2	352	1050	900	1400	5520	<b>RNA 4848</b>	291	2	<b>4644848</b>
<b>285</b> 11.2204	320	60	2	368	1130	800	1200	5910	<b>RNA 4852</b>	311	2	<b>4644852</b>
<b>305</b> 12.008	350	69	2	445	1310	750	1100	9700	<b>RNA 4856</b>	341	2	<b>4644856</b>
<b>330</b> 12.991	380	80	2.1	608	1700	750	1100	13100	<b>RNA 4860</b>	369	2.1	<b>4644860</b>
<b>350</b> 13.7796	400	80	2.1	630	1820	700	1000	13900	<b>RNA 4864</b>	389	2.1	<b>4644864</b>
<b>370</b> 14.5669	420	80	2.1	642	1900	670	950	14600	<b>RNA 4868</b>	409	2.1	<b>4644868</b>
<b>390</b> 15.3543	440	80	2.1	662	2010	630	900	15300	<b>RNA 4872</b>	429	2.1	<b>4644872</b>



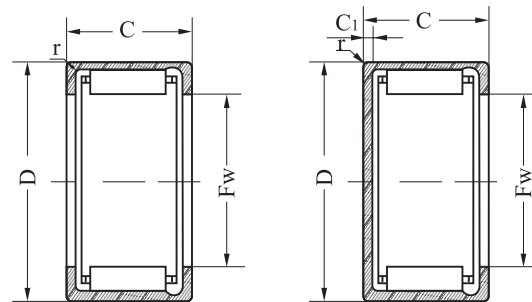


HK 0000 Model

BK 0000 Model

Series HK; HKH

F <sub>w</sub>	Boundary dimensions /mm		Basic load ratings /kN		Limiting speeds /(r/min)		Mass/g			
	D	C	C <sub>r</sub>	C <sub>or</sub>	grease	oil	W		HK 0000 Model	BK 0000 Model
		min					HK Model	BK Model		
<b>4</b> 0.1574	8	8	1.50	1.20	20000	28000	1.40	1.50	<b>HK 0408</b>	<b>BK 0408</b>
	8	9	1.80	1.40	20000	28000	1.60	1.70	<b>HK 0409</b>	<b>BK 0409</b>
<b>5</b> 0.1968	9	8	1.90	1.60	17000	24000	1.70	1.80	<b>HK 0508</b>	<b>BK 0508</b>
	9	9	2.30	2.00	17000	24000	1.90	2.00	<b>HK 0509</b>	<b>BK 0509</b>
<b>6</b> 0.2362	10	8	2.10	1.90	16000	22000	1.90	2.10	<b>HK 0608</b>	<b>BK 0608</b>
	10	9	2.50	2.10	16000	22000	2.10	2.30	<b>HK 0609</b>	<b>BK 0609</b>
	10	10	2.90	2.90	16000	22000	2.40	2.50	<b>HK 0610</b>	<b>BK 0610</b>
<b>7</b> 0.2755	11	8	2.30	2.20	15000	20000	2.10	2.30	<b>HK 0708</b>	<b>BK 0708</b>
	11	9	2.70	2.70	15000	20000	2.40	2.50	<b>HK 0709</b>	<b>BK 0709</b>
	11	10	3.10	3.30	15000	20000	2.70	2.90	<b>HK 0710</b>	<b>BK 0710</b>
	11	12	3.90	4.30	15000	20000	3.30	3.40	<b>HK 0712</b>	<b>BK 0712</b>
<b>8</b> 0.3149	12	8	2.40	2.40	14000	19000	2.40	2.60	<b>HK 0808</b>	<b>BK 0808</b>
	12	9	2.90	3.10	14000	19000	2.70	2.90	<b>HK 0809</b>	<b>BK 0809</b>
	12	10	3.30	3.70	14000	19000	2.90	3.20	<b>HK 0810</b>	<b>BK 0810</b>
	12	12	4.20	4.90	14000	19000	3.60	3.80	<b>HK 0812</b>	<b>BK 0812</b>
	14	10	3.40	3.20	14000	19000	5.50	5.90	<b>HKH 0810</b>	<b>BKH 0810</b>
<b>9</b> 0.3543	14	12	4.40	4.40	14000	19000	6.60	7.10	<b>HKH 0812</b>	<b>BKH 0812</b>
	14	14	5.40	5.70	14000	19000	7.90	8.30	<b>HKH 0814</b>	<b>BKH 0814</b>
	13	8	2.70	2.90	13000	18000	2.70	2.90	<b>HK 0908</b>	<b>BK 0908</b>
	13	9	3.30	3.70	13000	18000	2.90	3.20	<b>HK 0909</b>	<b>BK 0909</b>
	13	10	3.70	4.40	13000	18000	3.30	3.50	<b>HK 0910</b>	<b>BK 0910</b>
	13	12	4.70	5.90	13000	18000	4.10	4.30	<b>HK 0912</b>	<b>BK 0912</b>
	13	14	5.60	7.40	13000	18000	4.90	5.20	<b>HK 0914</b>	<b>BK 0914</b>
	15	10	3.70	3.60	13000	18000	5.90	6.40	<b>HKH 0910</b>	<b>BKH 0910</b>
<b>10</b> 0.3937	15	12	4.80	5.00	13000	18000	7.20	7.70	<b>HKH 0912</b>	<b>BKH 0912</b>
	15	14	5.80	6.50	13000	18000	8.40	9.00	<b>HKH 0914</b>	<b>BKH 0914</b>
	15	16	6.80	7.90	13000	18000	9.80	10.4	<b>HKH 0916</b>	<b>BKH 0916</b>
	14	8	2.90	3.20	11000	17000	2.90	3.20	<b>HK 1008</b>	<b>BK 1008</b>
	14	9	3.40	4.00	11000	17000	3.10	3.50	<b>HK 1009</b>	<b>BK 1009</b>
	14	10	3.90	4.80	11000	17000	3.60	3.90	<b>HK 1010</b>	<b>BK 1010</b>
	14	12	4.90	6.40	11000	17000	4.40	4.80	<b>HK 1012</b>	<b>BK 1012</b>
14	14	5.80	8.00	11000	17000	5.30	5.60	<b>HK 1014</b>	<b>BK 1014</b>	

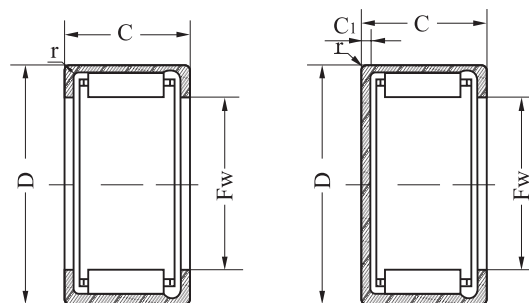


HK 0000 Model

BK 0000 Model

Series **HK; HKH**

Boundary dimensions /mm	Basic load ratings /kN				Limiting speeds /(r/min)		Mass/g				
	F <sub>w</sub>	D	C min	C <sub>r</sub>	C <sub>or</sub>	grease	oil	W			
								HK Model	BK Model	HK 0000 Model	BK 0000 Model
<b>10</b> 0.3937	16	10	3.90	4.00	11000	17000	6.40	7.00	<b>HKH 1010</b>	<b>BKH 1010</b>	
	16	12	5.10	5.60	11000	17000	7.80	8.50	<b>HKH 1012</b>	<b>BKH 1012</b>	
	16	14	6.20	7.30	11000	17000	9.10	9.80	<b>HKH 1014</b>	<b>BKH 1014</b>	
	16	16	7.30	8.90	11000	17000	10.6	11.2	<b>HKH 1016</b>	<b>BKH 1016</b>	
<b>12</b> 0.4724	16	8	3.10	3.80	9500	15000	3.30	3.80	<b>HK 1208</b>	<b>BK 1208</b>	
	16	9	3.70	4.70	9500	15000	3.70	4.20	<b>HK 1209</b>	<b>BK 1209</b>	
	16	10	4.30	5.60	9500	15000	4.10	4.60	<b>HK 1210</b>	<b>BK 1210</b>	
	16	12	5.30	7.50	9500	15000	5.10	5.50	<b>HK 1212</b>	<b>BK 1212</b>	
	16	14	6.30	9.40	9500	15000	6.00	6.50	<b>HK 1214</b>	<b>BK 1214</b>	
	18	10	4.40	4.90	9500	15000	7.30	8.30	<b>HKH 1210</b>	<b>BKH 1210</b>	
	18	12	5.80	6.90	9500	15000	9.00	9.90	<b>HKH 1212</b>	<b>BKH 1212</b>	
	18	14	7.00	8.80	9500	15000	10.6	11.5	<b>HKH 1214</b>	<b>BKH 1214</b>	
	18	16	8.20	10.8	9500	15000	12.2	13.2	<b>HKH 1216</b>	<b>BKH 1216</b>	
	18	18	9.30	12.8	9500	15000	13.8	14.7	<b>HKH 1218</b>	<b>BKH 1218</b>	
<b>14</b> 0.5511	20	10	4.90	5.80	9500	15000	8.30	9.60	<b>HK 1410</b>	<b>BK 1410</b>	
	20	12	6.30	8.10	9500	15000	10.1	11.3	<b>HK 1412</b>	<b>BK 1412</b>	
	20	14	7.70	10.5	9500	15000	12.0	13.2	<b>HK 1414</b>	<b>BK 1414</b>	
	20	16	9.00	12.8	9500	15000	13.9	15.2	<b>HK 1416</b>	<b>BK 1416</b>	
	20	18	10.2	15.0	9500	15000	15.6	16.9	<b>HK 1418</b>	<b>BK 1418</b>	
	20	20	11.5	17.2	9500	15000	17.5	18.7	<b>HK 1420</b>	<b>BK 1420</b>	
	22	12	7.00	7.20	9500	15000	13.2	14.5	<b>HKH 1412</b>	<b>BKH 1412</b>	
	22	14	8.80	9.60	9500	15000	15.7	17.0	<b>HKH 1414</b>	<b>BKH 1414</b>	
<b>15</b> 0.5904	22	16	10.5	12.0	9500	15000	18.1	19.4	<b>HKH 1416</b>	<b>BKH 1416</b>	
	22	18	12.2	14.2	9500	15000	20.5	21.8	<b>HKH 1418</b>	<b>BKH 1418</b>	
	22	20	13.5	16.8	9500	15000	23.1	24.4	<b>HKH 1420</b>	<b>BKH 1420</b>	
	21	10	5.10	6.20	9000	14000	8.70	10.2	<b>HK 1510</b>	<b>BK 1510</b>	
	21	12	6.60	8.70	9000	14000	10.7	12.1	<b>HK 1512</b>	<b>BK 1512</b>	
	21	14	8.00	11.2	9000	14000	12.7	14.1	<b>HK 1514</b>	<b>BK 1514</b>	
	21	16	9.40	13.8	9000	14000	14.5	16.0	<b>HK 1516</b>	<b>BK 1516</b>	
	21	18	10.8	16.2	9000	14000	16.5	18.0	<b>HK 1518</b>	<b>BK 1518</b>	
	21	20	12.0	18.5	9000	14000	18.5	20.0	<b>HK 1520</b>	<b>BK 1520</b>	
	23	12	7.50	7.90	9000	14000	13.9	15.4	<b>HKH 1512</b>	<b>BKH 1512</b>	
23	14	9.40	10.5	9000	14000	16.6	18.1	<b>HKH 1514</b>	<b>BKH 1514</b>		
23	16	11.2	13.2	9000	14000	19.3	20.8	<b>HKH 1516</b>	<b>BKH 1516</b>		
23	18	12.8	15.8	9000	14000	21.8	23.3	<b>HKH 1518</b>	<b>BKH 1518</b>		

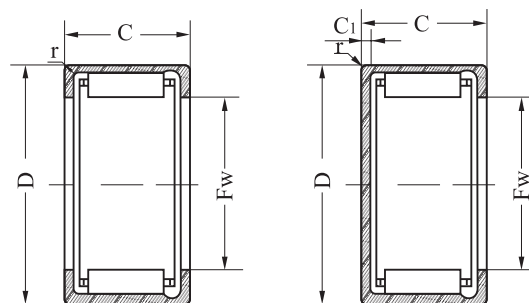


HK 0000 Model

BK 0000 Model

Series **HK; HKH**

Boundary dimensions /mm	Basic load ratings /kN				Limiting speeds		Mass/g				
	F <sub>w</sub>	D	C min	C <sub>r</sub>	C <sub>or</sub>	/(r/min)		W			
						grease	oil	HK Model	BK Model	HK 0000 Model	BK 0000 Model
<b>15</b> 0.5904	23	20	14.5	18.5	9000	14000	24.4	25.9	<b>HKH 1520</b>	<b>BKH 1520</b>	
<b>16</b> 0.6299	22	10	5.30	6.60	8500	13000	9.00	10.6	<b>HK 1610</b>	<b>BK 1610</b>	
	22	12	6.80	9.30	8500	13000	11.0	12.6	<b>HK 1612</b>	<b>BK 1612</b>	
	22	14	8.30	12.0	8500	13000	13.0	14.7	<b>HK 1614</b>	<b>BK 1614</b>	
	22	16	9.70	14.5	8500	13000	15.1	16.7	<b>HK 1616</b>	<b>BK 1616</b>	
	22	18	11.5	17.2	8500	13000	17.2	18.8	<b>HK 1618</b>	<b>BK 1618</b>	
	22	20	12.5	20.0	8500	13000	19.2	20.9	<b>HK 1620</b>	<b>BK 1620</b>	
	24	12	7.50	8.00	8500	13000	14.1	15.8	<b>HKH 1612</b>	<b>BKH 1612</b>	
	24	14	9.40	10.8	8500	13000	17.0	18.6	<b>HKH 1614</b>	<b>BKH 1614</b>	
	24	16	11.2	13.2	8500	13000	19.6	21.3	<b>HKH 1616</b>	<b>BKH 1616</b>	
	24	18	12.8	16.0	8500	13000	22.3	24.0	<b>HKH 1618</b>	<b>BKH 1618</b>	
	24	20	14.5	18.8	8500	13000	24.9	26.6	<b>HKH 1620</b>	<b>BKH 1620</b>	
<b>17</b> 0.6692	23	10	5.50	7.10	8000	12000	9.30	11.2	<b>HK 1710</b>	<b>BK 1710</b>	
	23	12	7.10	9.90	8000	12000	11.5	13.4	<b>HK 1712</b>	<b>BK 1712</b>	
	23	14	8.60	12.8	8000	12000	13.7	15.6	<b>HK 1714</b>	<b>BK 1714</b>	
	23	16	10.2	15.5	8000	12000	15.9	17.7	<b>HK 1716</b>	<b>BK 1716</b>	
	23	18	11.5	18.5	8000	12000	18.1	19.9	<b>HK 1718</b>	<b>BK 1718</b>	
	23	20	13.5	22.5	8000	12000	20.5	22.4	<b>HK 1720</b>	<b>BK 1720</b>	
	25	12	7.90	8.80	8000	12000	14.9	16.8	<b>HKH 1712</b>	<b>BKH 1712</b>	
	25	14	9.90	11.8	8000	12000	17.8	19.7	<b>HKH 1714</b>	<b>BKH 1714</b>	
	25	16	11.8	14.5	8000	12000	20.7	22.6	<b>HKH 1716</b>	<b>BKH 1716</b>	
	25	18	13.5	17.5	8000	12000	23.5	25.4	<b>HKH 1718</b>	<b>BKH 1718</b>	
	25	20	15.2	20.5	8000	12000	26.4	28.3	<b>HKH 1720</b>	<b>BKH 1720</b>	
<b>18</b> 0.7086	24	10	5.60	7.50	7500	11000	9.90	12.0	<b>HK 1810</b>	<b>BK 1810</b>	
	24	12	7.30	10.5	7500	11000	12.0	14.2	<b>HK 1812</b>	<b>BK 1812</b>	
	24	14	8.90	13.5	7500	11000	14.5	16.5	<b>HK 1814</b>	<b>BK 1814</b>	
	24	16	10.5	16.5	7500	11000	16.7	18.8	<b>HK 1816</b>	<b>BK 1816</b>	
	24	18	12.0	19.5	7500	11000	19.0	21.1	<b>HK 1818</b>	<b>BK 1818</b>	
	24	20	13.2	22.5	7500	11000	21.2	23.3	<b>HK 1820</b>	<b>BK 1820</b>	
	26	12	8.30	9.50	7500	11000	15.7	17.9	<b>HKH 1812</b>	<b>BKH 1812</b>	
	26	14	10.5	12.8	7500	11000	18.8	20.9	<b>HKH 1814</b>	<b>BKH 1814</b>	
	26	16	12.5	15.8	7500	11000	21.8	23.9	<b>HKH 1816</b>	<b>BKH 1816</b>	
	26	18	14.2	19.8	7500	11000	24.8	26.9	<b>HKH 1818</b>	<b>BKH 1818</b>	
	26	20	16.2	22.2	7500	11000	27.8	30.0	<b>HKH 1820</b>	<b>BKH 1820</b>	

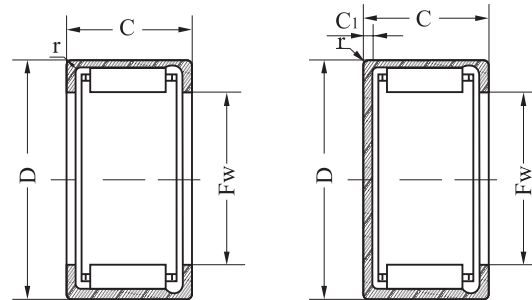


HK 0000 Model

BK 0000 Model

Series **HK; HKH**

Boundary dimensions /mm	Basic load ratings /kN				Limiting speeds		Mass/g				
	F <sub>w</sub>	D	C min	C <sub>r</sub>	C <sub>or</sub>	/(r/min)		W		HK 0000 Model	BK 0000 Model
						grease	oil	HK Model	BK Model		
<b>20</b> 0.7874	26	10	6.00	8.40	7000	10000	10.8	13.3	<b>HK 2010</b>	<b>BK 2010</b>	
	26	12	7.80	11.8	7000	10000	13.3	15.8	<b>HK 2012</b>	<b>BK 2012</b>	
	26	14	9.50	15.2	7000	10000	15.7	18.3	<b>HK 2014</b>	<b>BK 2014</b>	
	26	16	11.2	18.5	7000	10000	18.2	20.8	<b>HK 2016</b>	<b>BK 2016</b>	
	26	18	12.5	21.8	7000	10000	20.8	23.3	<b>HK 2018</b>	<b>BK 2018</b>	
	26	20	14.2	25.2	7000	10000	23.3	25.8	<b>HK 2020</b>	<b>BK 2020</b>	
	28	12	8.70	10.2	7000	10000	17.1	19.7	<b>HKH 2012</b>	<b>BKH 2012</b>	
	28	14	11.0	13.8	7000	10000	20.3	22.9	<b>HKH 2014</b>	<b>BKH 2014</b>	
	28	16	13.0	17.2	7000	10000	23.6	26.2	<b>HKH 2016</b>	<b>BKH 2016</b>	
	28	18	15.0	20.8	7000	10000	26.8	29.4	<b>HKH 2018</b>	<b>BKH 2018</b>	
<b>22</b> 0.8661	28	20	16.8	24.2	7000	10000	30.2	32.8	<b>HKH 2020</b>	<b>BKH 2020</b>	
	28	10	6.30	9.30	6700	9500	11.7	14.8	<b>HK 2210</b>	<b>BK 2210</b>	
	28	12	8.20	13.0	6700	9500	14.4	17.5	<b>HK 2212</b>	<b>BK 2212</b>	
	28	14	10.0	16.8	6700	9500	17.2	20.2	<b>HK 2214</b>	<b>BK 2214</b>	
	28	16	11.8	20.5	6700	9500	19.9	22.9	<b>HK 2216</b>	<b>BK 2216</b>	
	28	18	13.2	24.2	6700	9500	22.5	25.6	<b>HK 2218</b>	<b>BK 2218</b>	
	28	20	15.0	27.8	6700	9500	25.3	28.4	<b>HK 2220</b>	<b>BK 2220</b>	
	30	12	9.10	11.2	6700	9500	18.4	21.5	<b>HKH 2212</b>	<b>BKH 2212</b>	
	30	14	11.2	15.0	6700	9500	21.9	25.0	<b>HKH 2214</b>	<b>BKH 2214</b>	
	30	16	13.5	18.5	6700	9500	25.3	28.4	<b>HKH 2216</b>	<b>BKH 2216</b>	
<b>25</b> 0.9842	30	18	15.5	22.2	6700	9500	28.9	32.1	<b>HKH 2218</b>	<b>BKH 2218</b>	
	30	20	17.5	26.0	6700	9500	32.4	35.6	<b>HKH 2220</b>	<b>BKH 2220</b>	
	32	12	9.10	13.2	6300	9000	18.3	22.2	<b>HK 2512</b>	<b>BK 2512</b>	
	32	14	11.5	17.5	6300	9000	21.9	25.9	<b>HK 2514</b>	<b>BK 2514</b>	
	32	16	13.5	22.0	6300	9000	25.2	29.2	<b>HK 2516</b>	<b>BK 2516</b>	
	32	18	15.5	26.5	6300	9000	28.8	32.8	<b>HK 2518</b>	<b>BK 2518</b>	
	32	20	17.5	30.8	6300	9000	32.3	36.3	<b>HK 2520</b>	<b>BK 2520</b>	
	32	24	21.2	39.5	6300	9000	39.3	43.2	<b>HK 2524</b>	<b>BK 2524</b>	
	35	14	12.2	14.0	6300	9000	29.9	34.0	<b>HKH 2514</b>	<b>BKH 2514</b>	
	35	16	15.0	18.2	6300	9000	35.0	39.0	<b>HKH 2516</b>	<b>BKH 2516</b>	
<b>28</b> 1.1023	35	18	17.5	22.5	6300	9000	40.0	44.1	<b>HKH 2518</b>	<b>BKH 2518</b>	
	35	20	20.2	26.8	6300	9000	44.9	49.0	<b>HKH 2520</b>	<b>BKH 2520</b>	
	35	24	25.0	35.2	6300	9000	54.8	58.9	<b>HKH 2524</b>	<b>BKH 2524</b>	
	35	12	9.50	14.5	6300	9000	20.0	24.9	<b>HK 2812</b>	<b>BK 2812</b>	
	35	14	12.0	19.5	6300	9000	24.0	29.0	<b>HK 2814</b>	<b>BK 2814</b>	

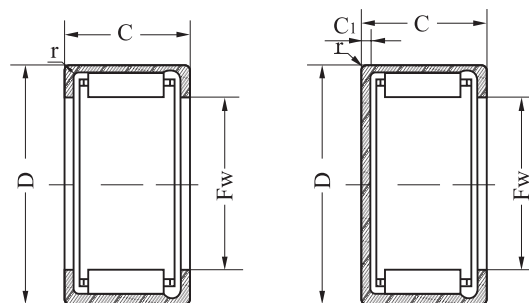


HK 0000 Model

BK 0000 Model

Series HK; HKH

Boundary dimensions /mm	Basic load ratings /kN				Limiting speeds /(r/min)		Mass/g				
	F <sub>w</sub>	D	C min	C <sub>r</sub>	C <sub>or</sub>	grease	oil	W			
								HK Model	BK Model	HK 0000 Model	BK 0000 Model
<b>28</b> 1.1023	35	16	14.2	24.2	6300	9000	27.6	32.6	<b>HK 2816</b>	<b>BK 2816</b>	
	35	18	16.2	29.2	6300	9000	31.7	36.6	<b>HK 2818</b>	<b>BK 2818</b>	
	35	20	18.5	34.0	6300	9000	35.5	40.5	<b>HK 2820</b>	<b>BK 2820</b>	
	35	24	22.5	43.5	6300	9000	43.2	48.1	<b>HK 2824</b>	<b>BK 2824</b>	
	38	14	13.2	16.2	6300	9000	33.2	38.3	<b>HKH 2814</b>	<b>BKH 2814</b>	
	38	16	16.5	21.2	6300	9000	38.8	43.9	<b>HKH 2816</b>	<b>BKH 2816</b>	
	38	18	19.2	26.2	6300	9000	44.4	49.5	<b>HKH 2818</b>	<b>BKH 2818</b>	
	38	20	22.2	31.0	6300	9000	49.8	54.9	<b>HKH 2820</b>	<b>BKH 2820</b>	
	38	24	27.5	41.0	6300	9000	60.8	65.8	<b>HKH 2824</b>	<b>BKH 2824</b>	
	<b>30</b> 1.1811	37	12	10.0	15.8	5600	8000	21.4	27.1	<b>HK 3012</b>	<b>BK 3012</b>
37		14	12.5	21.2	5600	8000	25.5	31.2	<b>HK 3014</b>	<b>BK 3014</b>	
37		16	15.0	26.5	5600	8000	29.6	35.3	<b>HK 3016</b>	<b>BK 3016</b>	
37		18	17.2	31.8	5600	8000	33.6	39.3	<b>HK 3018</b>	<b>BK 3018</b>	
37		20	19.2	37.0	5600	8000	37.9	43.6	<b>HK 3020</b>	<b>BK 3020</b>	
37		24	23.5	47.5	5600	8000	46.0	51.7	<b>HK 3024</b>	<b>BK 3024</b>	
40		14	13.8	17.5	5600	8000	35.2	41.0	<b>HKH 3014</b>	<b>BKH 3014</b>	
40		16	17.0	22.8	5600	8000	41.1	46.9	<b>HKH 3016</b>	<b>BKH 3016</b>	
40		18	20.2	28.0	5600	8000	47.0	52.8	<b>HKH 3018</b>	<b>BKH 3018</b>	
40		20	23.0	33.2	5600	8000	52.8	58.6	<b>HKH 3020</b>	<b>BKH 3020</b>	
<b>32</b> 1.2598 <b>35</b> 1.3779	39	12	10.5	17.2	5300	7500	22.7	29.2	<b>HK 3212</b>	<b>BK 3212</b>	
	39	14	13.2	23.0	5300	7500	27.2	33.7	<b>HK 3214</b>	<b>BK 3214</b>	
	39	16	15.5	28.5	5300	7500	31.3	37.8	<b>HK 3216</b>	<b>BK 3216</b>	
	39	18	18.0	34.2	5300	7500	35.8	42.3	<b>HK 3218</b>	<b>BK 3218</b>	
	39	20	20.2	40.0	5300	7500	40.4	46.8	<b>HK 3220</b>	<b>BK 3220</b>	
	39	24	24.5	51.5	5300	7500	49.0	55.5	<b>HK 3224</b>	<b>BK 3224</b>	
	42	14	14.5	18.5	5300	7500	37.2	43.7	<b>HKH 3214</b>	<b>BKH 3214</b>	
	42	16	17.8	24.2	5300	7500	43.5	50.1	<b>HKH 3216</b>	<b>BKH 3216</b>	
	42	18	20.8	29.8	5300	7500	49.7	56.3	<b>HKH 3218</b>	<b>BKH 3218</b>	
	42	20	23.8	35.5	5300	7500	55.8	62.4	<b>HKH 3220</b>	<b>BKH 3220</b>	
42	24	29.5	46.8	5300	7500	68.1	74.7	<b>HKH 3224</b>	<b>BKH 3224</b>		
	12	10.8	18.5	5000	7000	24.5	32.3	<b>HK 3512</b>	<b>BK 3512</b>		
	14	13.5	24.5	5000	7000	29.3	37.1	<b>HK 3514</b>	<b>BK 3514</b>		
	16	16.2	30.8	5000	7000	33.9	41.6	<b>HK 3516</b>	<b>BK 3516</b>		
	18	18.5	37.0	5000	7000	38.7	46.4	<b>HK 3518</b>	<b>BK 3518</b>		

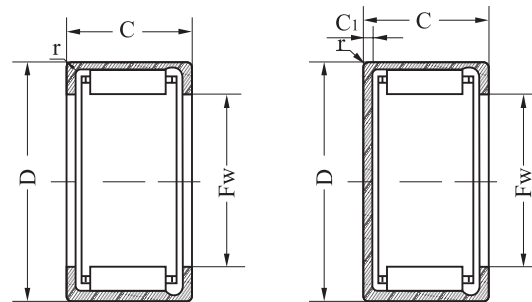


HK 0000 Model

BK 0000 Model

Series HK; HKH

Boundary dimensions /mm	Basic load ratings /kN				Limiting speeds		Mass/g				
	F <sub>w</sub>	D	C min	C <sub>r</sub>	C <sub>or</sub>	/(r/min)		W			
						grease	oil	HK Model	BK Model	HK 0000 Model	BK 0000 Model
<b>35</b> 1.3779	42	20	21.0	43.2	5000	7000	43.5	51.2	HK 3520	BK 3520	
	42	24	25.5	55.5	5000	7000	52.8	60.5	HK 3524	BK 3524	
	45	14	14.8	19.8	5000	7000	39.8	47.6	HKH 3514	BKH 3514	
	45	16	18.2	25.8	5000	7000	46.5	54.4	HKH 3516	BKH 3516	
	45	18	21.5	31.8	5000	7000	53.2	61.0	HKH 3518	BKH 3518	
	45	20	24.5	37.8	5000	7000	59.8	67.7	HKH 3520	BKH 3520	
<b>38</b> 1.4860	45	24	30.2	49.8	5000	7000	72.9	80.8	HKH 3524	BKH 3524	
	45	12	11.2	19.8	4500	6300	26.4	35.4	HK 3812	BK 3812	
	45	14	14.0	26.5	4500	6300	31.5	40.6	HK 3814	BK 3814	
	45	16	16.8	33.0	4500	6300	36.4	45.4	HK 3816	BK 3816	
	45	18	19.2	39.5	4500	6300	41.5	50.6	HK 3818	BK 3818	
	45	20	21.8	46.2	4500	6300	46.7	55.7	HK 3820	BK 3820	
	55	24	26.2	59.5	4500	6300	56.7	65.8	HK 3824	BK 3824	
	48	14	15.8	22.2	4500	6300	43.1	52.3	HKH 3814	BKH 3814	
	48	16	19.5	28.8	4500	6300	50.4	59.6	HKH 3816	BKH 3816	
	48	18	22.8	35.5	4500	6300	57.6	66.8	HKH 3818	BKH 3818	
<b>40</b> 1.5748	48	20	26.2	42.2	4500	6300	64.7	73.9	HKH 3820	BKH 3820	
	48	24	32.2	55.5	4500	6300	78.9	88.1	HKH 3824	BKH 3824	
	47	12	11.5	21.2	4500	6300	27.6	37.7	HK 4012	BK 4012	
	47	14	14.5	28.2	4500	6300	33.1	43.1	HK 4014	BK 4014	
	47	16	17.2	35.2	4500	6300	38.1	48.2	HK 4016	BK 4016	
	47	18	20.0	42.2	4500	6300	43.7	53.7	HK 4018	BK 4018	
	47	20	22.5	49.2	4500	6300	49.0	59.1	HK 4020	BK 4020	
	47	24	27.2	63.5	4500	6300	59.6	69.7	HK 4024	BK 4024	
	50	14	16.2	23.2	4500	6300	45.1	55.2	HKH 4014	BKH 4014	
	50	16	20.0	30.2	4500	6300	52.7	62.8	HKH 4016	BKH 4016	
<b>42</b> 1.6535	50	18	23.5	37.2	4500	6300	60.3	70.4	HKH 4018	BKH 4018	
	50	20	26.8	44.5	4500	6300	67.7	77.8	HKH 4020	BKH 4020	
	50	24	33.2	58.5	4500	6300	82.7	92.8	HKH 4024	BKH 4024	
	49	12	12.0	22.5	4300	6000	29.0	40.1	HK 4212	BK 4212	
	49	14	15.0	30.0	4300	6000	34.7	45.7	HK 4214	BK 4214	
	49	16	18.0	37.5	4300	6000	40.1	51.2	HK 4216	BK 4216	
	49	18	20.5	45.0	4300	6000	45.8	56.8	HK 4218	BK 4218	
	49	20	23.2	52.2	4300	6000	51.4	62.5	HK 4220	BK 4220	
	49	24	28.2	67.2	4300	6000	62.5	73.6	HK 4224	BK 4224	
	52	14	16.5	24.5	4300	6000	47.0	58.2	HKH 4214	BKH 4214	




HK 0000 Model

BK 0000 Model

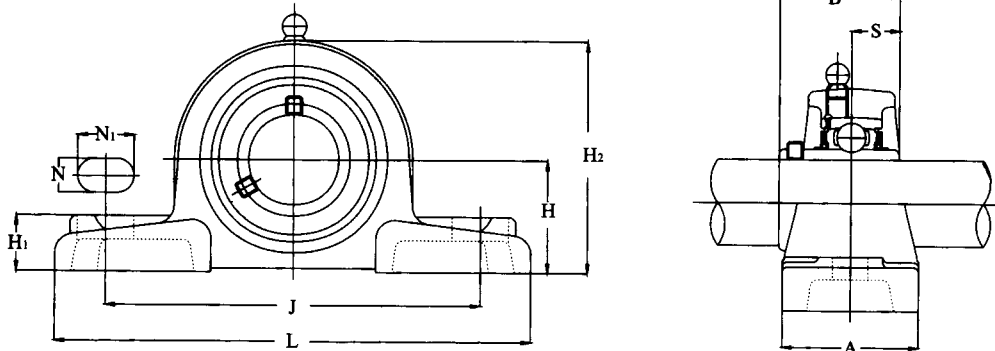
Series **HK; HKH**

F <sub>w</sub>	Boundary dimensions /mm		Basic load ratings /kN		Limiting speeds /(r/min)		Mass/g			
	D	C	C <sub>r</sub>	C <sub>or</sub>	grease	oil	W		HK 0000 Model	BK 0000 Model
		min					HK Model	BK Model		
<b>42</b> 1.6535	52	16	20.5	31.8	4300	6000	54.9	66.1	<b>HKH 4216</b>	<b>BKH 4216</b>
	52	18	24.0	39.2	4300	6000	62.9	74.1	<b>HKH 4218</b>	<b>BKH 4218</b>
	52	20	27.5	46.5	4300	6000	70.6	81.8	<b>HKH 4220</b>	<b>BKH 4220</b>
	52	24	34.2	61.5	4300	6000	86.2	97.4	<b>HKH 4224</b>	<b>BKH 4224</b>
<b>45</b> 1.7716	52	12	12.2	23.8	3800	5300	30.8	43.5	<b>HK 4512</b>	<b>BK 4512</b>
	52	14	15.5	31.8	3800	5300	36.8	49.5	<b>HK 4514</b>	<b>BK 4514</b>
	52	16	18.5	39.5	3800	5300	42.5	55.2	<b>HK 4516</b>	<b>BK 4516</b>
	52	18	21.2	47.5	3800	5300	48.6	61.3	<b>HK 4518</b>	<b>BK 4518</b>
	52	20	24.0	55.5	3800	5300	54.7	67.4	<b>HK 4520</b>	<b>BK 4520</b>
	52	24	29.0	71.2	3800	5300	66.4	79.1	<b>HK 4524</b>	<b>BK 4524</b>
	55	14	17.0	25.5	3800	5300	49.6	62.5	<b>HKH 4514</b>	<b>BKH 4514</b>
	55	16	20.8	33.5	3800	5300	58.1	70.9	<b>HKH 4516</b>	<b>BKH 4516</b>
	55	18	24.5	41.2	3800	5300	66.4	79.3	<b>HKH 4518</b>	<b>BKH 4518</b>
	55	20	28.2	50.0	3800	5300	74.6	87.4	<b>HKH 4520</b>	<b>BKH 4520</b>
<b>50</b> 1.9685	55	24	34.8	64.5	3800	5300	91.1	104	<b>HKH 4524</b>	<b>BKH 4524</b>
	58	16	21.2	43.5	3400	4800	52.7	68.4	<b>HK 5016</b>	<b>BK 5016</b>
	58	18	24.5	52.2	3400	4800	60.0	75.6	<b>HK 5018</b>	<b>BK 5018</b>
	58	20	27.8	61.0	3400	4800	67.3	82.9	<b>HK 5020</b>	<b>BK 5020</b>
<b>55</b> 2.1653	58	24	33.8	78.5	3400	4800	82.3	97.9	<b>HK 5024</b>	<b>BK 5024</b>
	63	16	22.2	47.5	3200	4500	57.3	76.2	<b>HK 5516</b>	<b>BK 5516</b>
	63	18	25.8	57.2	3200	4500	65.3	84.2	<b>HK 5518</b>	<b>BK 5518</b>
	63	20	29.0	66.5	3200	4500	73.3	92.2	<b>HK 5520</b>	<b>BK 5520</b>
<b>60</b> 2.3622	63	24	35.2	85.5	3200	4500	89.6	109	<b>HK 5524</b>	<b>BK 5524</b>
	68	16	23.5	52.8	2800	4000	62.4	84.9	<b>HK 6016</b>	<b>BK 6016</b>
	68	18	27.2	63.5	2800	4000	71.1	93.6	<b>HK 6018</b>	<b>BK 6018</b>
	68	20	30.5	74.0	2800	4000	79.8	102	<b>HK 6020</b>	<b>BK 6020</b>
<b>65</b> 2.5590	68	24	37.2	95.0	2800	4000	97.6	120	<b>HK 6024</b>	<b>BK 6024</b>
	73	16	24.5	56.8	2800	4000	67.1	93.5	<b>HK 6516</b>	<b>BK 6516</b>
	73	18	28.2	68.2	2800	4000	76.5	103	<b>HK 6518</b>	<b>BK 6518</b>
	73	20	31.8	79.5	2800	4000	85.8	112	<b>HK 6520</b>	<b>BK 6520</b>
<b>70</b> 2.7559	73	24	38.6	102	2800	4000	105	131	<b>HK 6524</b>	<b>BK 6524</b>
	78	16	25.2	60.8	2600	3800	71.8	102	<b>HK 7016</b>	<b>BK 7016</b>
	78	18	29.2	73.0	2600	3800	81.8	112	<b>HK 7018</b>	<b>BK 7018</b>
	78	20	32.8	85.2	2600	3800	91.9	122	<b>HK 7020</b>	<b>BK 7020</b>
	78	24	40.0	110	2600	3800	112	143	<b>HK 7024</b>	<b>BK 7024</b>



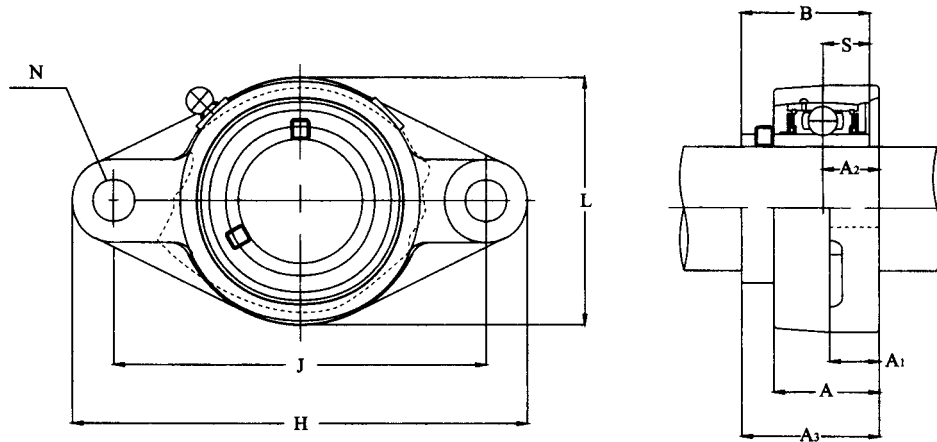


# PILLOW BLOCKS



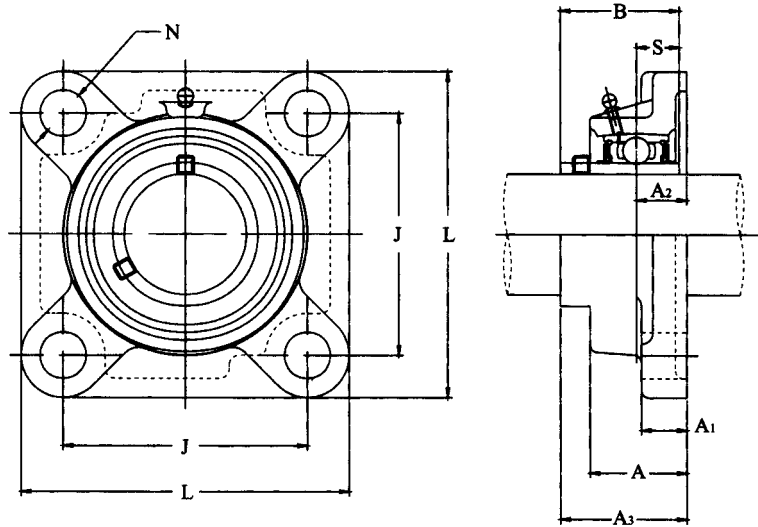
Shaft Diameter mm (in)	UNIT Number	Dimensions mm(in)										Weight kg (lb)
		L	A	J	H1	H	N	N1	H2	B	S	
12 0.4724	UCP201	127 5.000	38 1.496	95 3.740	15 0.591	30.20 1.189	13 0.512	19 0.749	62 2.441	31.00 1.220	12.70 0.500	0.70 1.544
15 0.5905	UCP202	127 5.000	38 1.496	95 3.740	15 0.591	30.20 1.189	13 0.512	19 0.749	62 2.441	31.00 1.220	12.70 0.500	0.69 1.521
17 0.6692	UCP203	127 5.000	38 1.496	95 3.740	15 0.591	30.20 1.189	13 0.512	19 0.749	62 2.441	31.00 1.220	12.70 0.500	0.69 1.521
20 0.4724	UCP204	127 5.000	38 1.496	95 3.740	15 0.591	33.20 1.311	13 0.512	19 0.749	65 2.559	31.00 1.220	12.70 0.500	0.68 1.499
25 0.9842	UCP205	140 5.512	38 1.496	105 4.134	16 0.630	36.50 1.437	13 0.512	19 0.749	70 2.756	34.10 1.339	14.30 0.563	0.82 1.808
	UCP305	175 6.890	45 1.772	132 5.197	16 0.630	45.00 1.772	17 0.669	20 0.787	83 3.268	38.00 1.496	15.00 0.591	1.32 2.911
30 1.1811	UCP206	165 6.496	48 1.890	121 4.764	18 0.709	42.90 1.689	17 0.669	21 0.827	83 3.268	38.10 1.500	15.90 0.626	1.36 2.999
	UCP306	180 7.087	50 1.969	140 5.512	19 0.748	50.00 1.969	17 0.669	20 0.787	94 3.701	43.00 1.693	17.00 0.669	1.82 4.013
35 1.3779	UCP207	167 6.575	48 1.890	127 5.000	19 0.748	47.60 1.874	17 0.669	21 0.827	94 3.701	42.90 1.689	17.50 0.689	1.73 3.815
	UCP307	210 8.268	56 2.205	160 6.299	21 0.827	56.00 2.205	17 0.669	25 0.984	105 4.134	48.00 1.890	19.00 0.748	2.50 5.513
40 1.5748	UCP208	184 7.244	54 2.126	137 5.394	19 0.748	49.20 1.937	17 0.669	23 0.906	100 3.937	49.20 1.937	19.00 0.748	2.10 4.631
	UCP308	220 8.661	60 2.362	170 6.693	23 0.906	60.00 2.362	17 0.669	27 1.063	116 4.567	52.00 2.047	19.00 0.748	3.20 7.056
45 1.7716	UCP209	190 7.480	54 2.126	146 5.748	20 0.787	54.00 2.126	17 0.669	23 0.906	108 4.252	49.20 1.937	19.00 0.748	2.20 4.851
	UCP309	245 9.646	67 2.638	190 7.480	25 0.984	67.00 2.638	20 0.787	30 1.81	128 5.039	57.00 2.244	22.20 0.874	4.30 9.482
50 1.9685	UCP210	206 8.110	60 2.362	159 6.260	22 0.866	57.20 2.252	20 0.787	25 0.984	114 4.488	51.60 2.031	19.00 0.748	2.70 5.954
	UCP310	275 10.827	75 2.953	212 8.346	28 1.102	75.00 2.953	20 0.787	35 1.378	143 5.630	61.00 2.402	22.00 0.866	5.80 12.789
55 2.1653	UCP211	219 8.622	60 2.362	171 6.732	22 0.866	63.50 2.500	20 0.787	25 0.984	126 4.961	55.60 2.189	22.20 0.874	3.40 7.497
	UCP311	310 12.205	80 3.150	236 9.291	31 1.220	80.00 3.150	20 0.787	38 1.496	154 6.063	66.00 2.598	25.00 0.984	7.40 16.317
60 2.3622	UCP212	241 9.488	70 2.756	184 7.244	25 0.984	69.80 2.748	20 0.787	25 0.98	138 5.433	65.10 2.563	25.40 1.000	4.80 10.584
	UCP312	330 12.992	85 3.346	250 9.843	33 1.299	85.00 3.346	25 0.984	38 1.496	165 6.496	71.00 2.795	26.00 1.024	9.00 19.845
65 2.5590	UCP213	265 10.433	70 2.756	203 7.992	27 1.063	76.20 3.000	25 0.984	29 1.142	150 5.906	65.10 2.563	25.40 1.000	5.70 12.569
	UCP313	340 13.386	90 3.543	260 10.236	36 1.417	90.00 3.543	25 0.984	38 1.496	174 6.850	75.00 2.953	30.00 1.181	10.20 22.491
70 2.7559	UCP214	266 8.661	72 2.862	210 6.693	27 0.906	79.40 2.362	25 0.669	31 1.063	156 4.567	74.60 2.947	30.20 0.748	6.40 7.056
	UCP314	360 14.173	90 3.543	280 11.024	40 1.575	95.00 3.740	27 1.063	40 1.575	186 46.693	78.00 3.071	33.00 1.299	12.40 27.342
75 2.9527	UCP215	275 14.764	74 2.913	217 8.543	28 1.102	82.60 3.252	25 0.984	31 1.220	163 6.417	77.80 3.063	33.30 1.311	7.20 15.876
	UCP315	380 14.961	100 3.937	290 11.417	40 1.575	100.00 3.97	27 1.063	40 1.575	197 7.756	82.00 3.228	32.00 1.260	14.60 32.193
80 3.1496	UCP216	292 11.496	78 3.071	232 9.134	30 1.181	88.90 3.500	25 0.984	31 1.220	175 6.890	82.60 3.252	33.30 1.311	8.70 19.184
	UCP316	400 15.748	110 4.331	300 11.811	45 1.772	106.00 4.173	27 1.063	40 1.575	209 8.228	86.00 3.386	34.00 1.339	18.10 39.911
85 3.3464	UCP217	310 12.205	83 3.268	247 9.724	32 1.260	95.20 3.748	25 0.984	31 1.220	187 7.362	85.70 3.374	34.10 1.343	11.00 24.255
	UCP317	420 16.535	110 4.370	320 12.598	45 1.772	112.00 4.409	33 1.299	45 1.772	221 8.701	96.00 3.780	40.00 1.575	21.00 46.305
90 3.5433	UCP218	327 12.874	88 3.465	262 10.315	34 1.339	101.60 4.000	27 1.063	33 1.299	200 7.874	96.00 3.780	39.70 1.563	13.30 29.327
	UCP318	430 16.929	110 4.331	330 12.992	50 1.969	118.00 4.646	33 1.299	45 1.772	233 9.173	96.00 3.780	40.00 1.575	23.00 50.715

# OVAL FLANGER UNITS

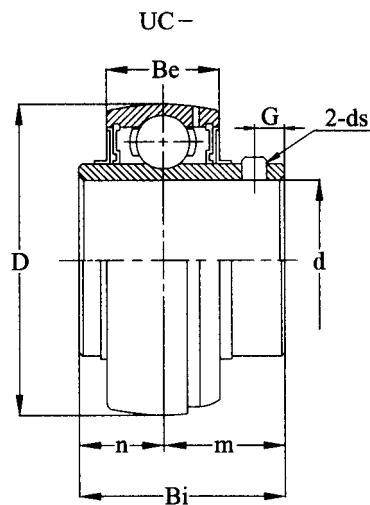


Shaft Diameter mm (in)	UNIT Number	Dimensions mm(in)										Weight kg (lb)
		H	L	A	J	A1	A2	N	A3	B	S	
12 0.4724	UCFL201	113 4.449	60 2.362	25.5 1.004	90 3.543	12 0.472	15 0.591	12 0.472	33.3 1.311	31.0 1.220	12.7 0.500	0.51 1.125
15 0.5905	UCFL202	113 4.449	60 2.362	25.5 1.004	90 3.543	12 0.472	15 0.591	12 0.472	33.3 1.311	31.0 1.220	12.7 0.500	0.49 1.080
17 0.6692	UCFL203	113 4.449	60 2.362	25.5 1.004	90 3.543	12 0.472	15 0.591	12 0.472	33.3 1.311	31.0 1.220	12.7 0.500	0.48 1.058
20 0.4724	UCFL204	113 4.449	60 2.362	25.5 1.004	90 3.543	12 0.472	15 0.591	12 0.472	33.3 1.311	31.0 1.220	12.7 0.500	0.46 1.014
25 0.9842	UCFL205	130 5.118	68 2.677	27.0 1.063	99 3.898	14 0.551	16 0.630	16 0.630	35.7 1.406	34.0 1.339	14.3 0.563	0.63 1.389
30 1.1811	UCFL206	148 5.827	80 3.150	31.0 1.220	117 4.606	14 0.551	18 0.709	16 0.630	40.2 1.583	38.1 1.500	15.9 0.626	0.95 2.095
35 1.3779	UCFL207	161 6.339	90 3.543	34.0 1.339	130 5.118	16 0.630	19 0.748	16 0.630	44.4 1.748	42.9 1.689	17.5 0.689	1.31 2.889
40 1.5748	UCFL208	175 6.890	100 3.937	36.0 1.417	144 5.669	16 0.630	21 0.827	16 0.630	51.2 2.016	49.2 1.937	19.0 0.748	1.69 3.726
45 1.7716	UCFL209	188 7.402	108 4.252	38.0 1.496	148 5.827	18 0.709	22 0.866	19 0.748	52.2 2.055	49.2 1.937	19.0 0.748	2.10 4.631
50 1.9685	UCFL210	197 7.756	115 4.528	40.0 1.575	157 6.181	18 0.709	22 0.866	19 0.748	54.6 2.150	51.6 2.031	19.0 0.748	2.40 5.292
55 2.1653	UCFL211	224 8.819	130 5.118	43.0 1.693	184 7.244	20 0.787	25 0.984	19 0.748	58.4 2.299	55.6 2.189	22.2 0.874	3.40 7.497
60 2.3622	UCFL212	250 9.843	140 5.512	48.0 1.890	202 7.953	20 0.787	29 1.142	23 0.906	68.7 2.705	65.1 2.563	25.4 1.000	4.30 9.482
65 2.5590	UCFL213	258 10.157	155 6.102	50.5 1.969	210 8.268	24 0.945	30 1.181	23 0.906	69.7 2.744	65.1 2.563	25.4 1.000	5.40 11.907
70 2.7559	UCFL214	265 10.433	160 6.299	54.0 2.126	216 8.504	24 0.945	31 1.220	23 0.906	75.4 2.969	74.6 2.937	30.2 1.189	6.30 13.892
75 2.9527	UCFL215	275 10.827	165 6.496	56.0 2.205	225 8.858	24 0.945	34 1.339	23 0.906	78.5 3.091	77.8 3.063	33.3 1.311	6.90 15.215
80 3.1496	UCFL216	290 11.417	180 7.087	58.0 2.283	233 9.173	24 0.945	34 1.339	25 0.984	83.3 3.280	82.6 3.252	33.3 1.311	8.40 18.522
85 3.3464	UCFL217	305 12.008	190 7.480	63.0 2.480	248 9.764	26 1.024	36 1.417	25 0.984	87.6 3.449	85.7 3.374	34.1 1.343	9.90 21.830
90 3.5433	UCFL218	320 12.598	205 8.071	68.0 2.677	265 10.433	26 1.024	40 1.575	25 0.984	96.3 3.791	96.0 3.780	39.7 1.563	12.40 27.342

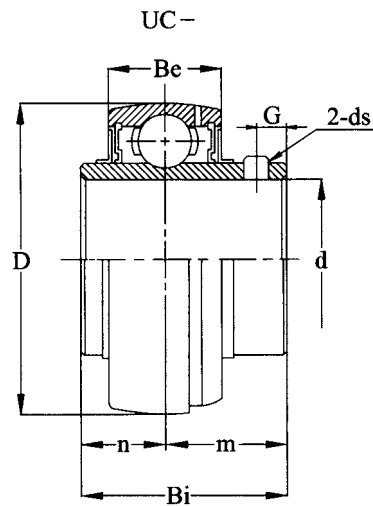
# SQUARE FLANGER UNITS



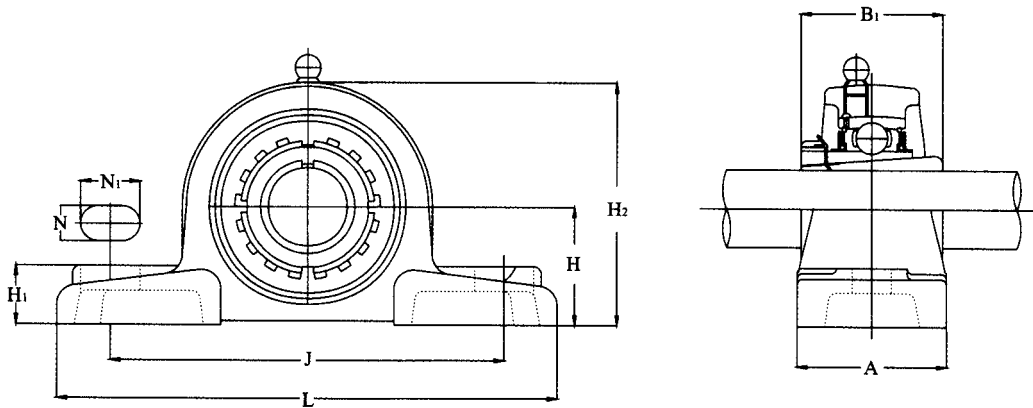
Shaft Diameter mm (in)	UNIT Number	Dimensions mm(in)									Weight kg (lb)
		L	A	J	A1	A2	N	A3	B	S	
12 0.4724	UCF201	86 3.386	25.5 1.004	64 2.520	12 0.472	15 0.591	12 0.472	33.3 1.311	31.0 1.220	12.7 0.500	0.67 1.477
15 0.5905	UCF202	86 3.386	25.5 1.004	64 2.520	12 0.472	15 0.591	12 0.472	33.3 1.311	31.0 1.220	12.7 0.500	0.66 1.455
17 0.6692	UCF203	86 3.386	25.5 1.004	64 2.520	12 0.472	15 0.591	12 0.472	33.3 1.311	31.0 1.220	12.7 0.500	0.64 1.411
20 0.4724	UCF204	86 3.386	25.5 1.004	64 2.520	12 0.472	15 0.591	12 0.472	33.3 1.311	31.0 1.220	12.7 0.500	0.62 1.367
25 0.9842	UCF205	95 3.740	27.0 1.063	70 2.756	14 0.551	16 0.630	12 0.472	35.7 1.406	34.1 1.343	14.3 0.563	0.83 1.830
30 1.1811	UCF206	108 4.252	31.0 1.220	83 3.268	14 0.551	18 0.709	12 0.472	40.2 1.583	38.1 1.500	15.9 0.626	1.14 2.514
35 1.3779	UCF207	117 4.606	34.0 1.339	92 3.622	16 0.630	19 0.748	14 0.551	44.4 1.748	42.9 1.689	17.5 0.689	1.47 3.241
40 1.5748	UCF208	130 5.118	36.0 1.417	102 4.016	16 0.630	21 0.827	16 0.630	51.2 2.016	49.2 1.937	19.0 0.748	2.00 4.410
45 1.7716	UCF209	137 5.394	38.0 1.496	105 4.134	18 0.709	22 0.866	16 0.630	52.2 2.055	49.2 1.937	19.0 0.748	2.40 5.292
50 1.9685	UCF210	143 5.630	40.0 1.575	111 4.370	18 0.709	22 0.866	16 0.630	54.6 2.150	51.6 2.031	19.0 0.748	2.60 5.733
55 2.1653	UCF211	162 6.378	43.0 1.693	130 5.118	20 0.787	25 0.984	19 0.748	58.4 2.299	55.6 2.189	22.2 0.874	3.60 7.938
60 2.3622	UCF212	175 6.890	48.0 1.890	143 5.630	20 0.787	29 1.142	19 0.748	68.7 2.705	65.1 2.563	25.4 1.000	4.80 10.584
65 2.5590	UCF213	187 7.362	50.0 1.969	149 5.866	20 0.787	30 1.181	19 0.748	69.7 2.744	65.1 2.563	25.4 1.000	5.80 12.789
70 2.7559	UCF214	193 7.598	54.0 2.126	152 5.984	24 0.945	31 1.220	19 0.748	75.4 2.969	74.6 2.937	30.2 1.189	6.60 14.553
75 2.9527	UCF215	200 7.874	56.0 2.205	159 6.260	24 0.945	34 1.339	19 0.748	78.5 3.091	77.8 3.063	33.3 1.311	7.70 16.979
80 3.1496	UCF216	208 8.189	58.0 2.283	165 6.496	24 0.945	34 1.339	23 0.906	83.3 3.280	82.6 3.252	33.3 1.311	8.20 18.081
85 3.3464	UCF217	220 8.661	63.0 2.480	175 6.890	26 1.024	36 1.417	23 0.906	87.6 3.449	85.7 3.374	34.1 1.343	9.60 21.168
90 3.5433	UCF218	235 9.252	68.0 2.677	187 7.362	26 1.024	40 1.575	23 0.906	96.3 3.791	96.0 3.780	39.7 1.563	12.10 26.681



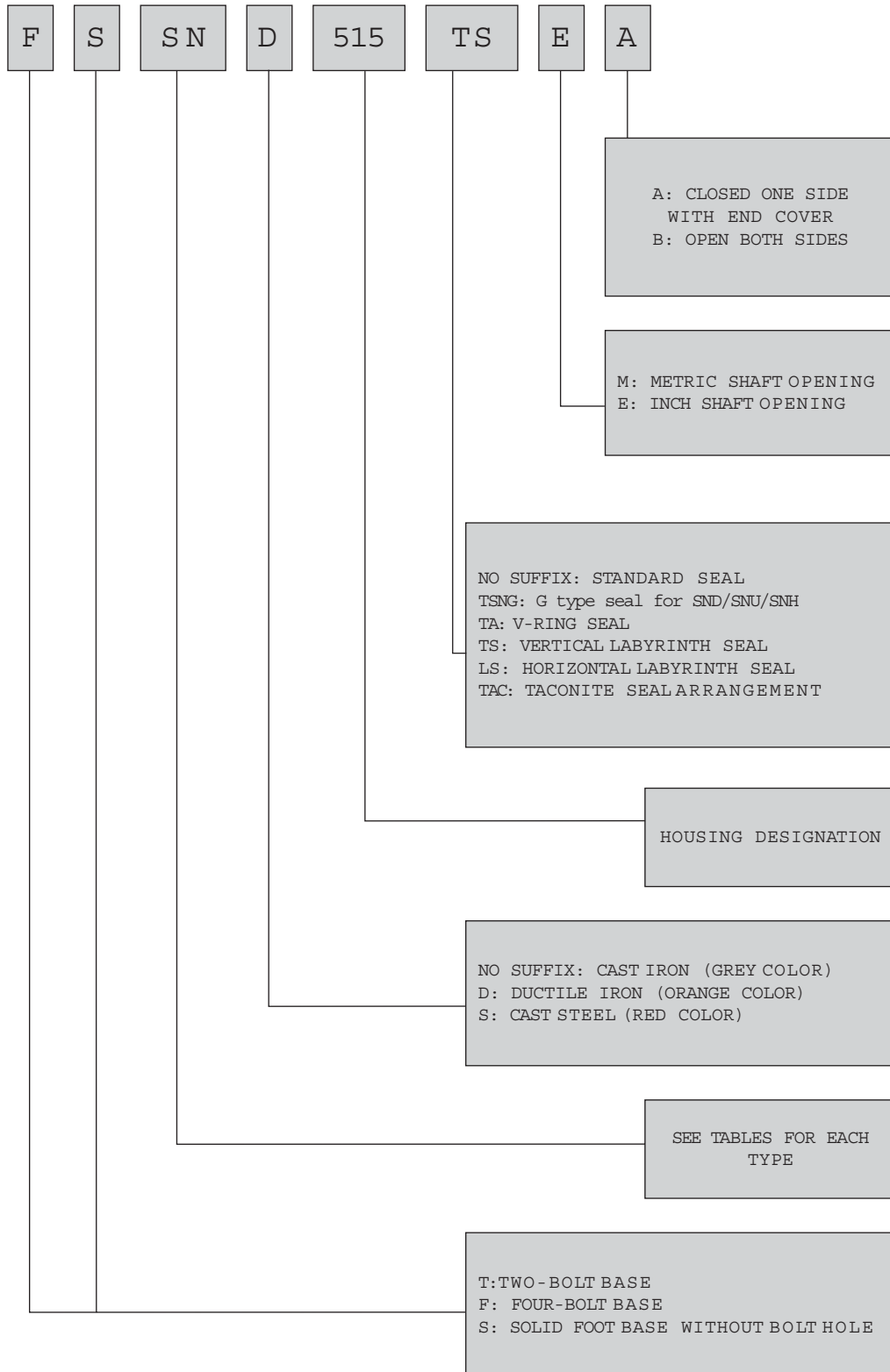
Shaft Diameter mm (in)	UNIT Number	UNIT Number	D		Bi		Be	
			mm	in	mm	in	mm	in
			20		UC204	47.00		31.00
	3/4	UC204-12		1.8504		1.2205		0.6693
25		UC205	52.00		34.10		17.00	
	7/8	UC205-14						
	15/16	UC205-15		2.0475		1.3425		0.6693
	1	UC205-16						
30		UC206	62.00		38.10		19.00	
	1~1/8	UC206-18						
	1~3/16	UC206-19		2.4409		1.5000		0.7480
	1~1/4	UC206-20						
35		UC207	72.00		42.90		20.00	
	1~1/4	UC207-20						
	1~5/16	UC207-21						
	1~3/8	UC207-22		2.8346		1.6890		0.7874
	1~7/16	UC207-23						
40		UC208	80.00		49.20		21.00	
	1~1/2	UC208-24		3.1496		1.9370		0.8268
	1~9/16	UC208-25						
45		UC209	85.00		49.20		22.00	
	1~5/8	UC209-26						
	1~11/16	UC209-27		3.3465		2.0315		0.8661
	1~3/4	UC209-28						
50		UC210	90.00		51.60		24.00	
	1~7/8	UC210-30						
	1~15/16	UC210-31		3.5433		2.1890		0.9449
55		UC210-32						
	2	UC211	100.00		55.60		25.00	
	2	UC211-32						
	2~8	UC211-34		3.9370		3.9370		0.9843
55		UC211-35						
	2-3/16							



Dimensions								Weight
n		m		G		ds		
mm	in	mm	in	mm	in	mm	in	kg
12.70		18.30		5.00		M6X1.0		0.16
	0.5000		0.7205		0.1969	1/4-28UNF	1/4-28UNF	0.16
14.30		19.80		5.50		M6X1.0		0.20
								0.23
	0.5630		0.7795		0.2165	1/4-28UNF	1/4-28UNF	0.21
								0.20
159.90		22.20		6.00		M6X1.0		0.32
								0.34
	0.6260		0.8740		0.2362	1/4-28UNF	1/4-28UNF	0.32
								0.32
17.50		25.40		6.50		M8X1.0		0.48
								0.54
								0.51
	0.6890		1.0000		0.2559	5/16-24UNF	5/16-24UNF	0.48
								0.45
19.00		30.20		8.00		M8X1.0		0.64
	0.7480		1.1890		0.3150	5/16-24UNF	5/16-24UNF	0.68
								0.65
19.00		30.20		8.00		M8X1.0		0.68
								0.78
	0.7480		1.1890		0.3150	5/16-24UNF	5/16-24UNF	0.74
								0.70
19.00		32.60		9.00		M10X1.25		0.80
								0.87
	0.7480		1.2835		0.3543	3/8-24UNF	3/8-24UNF	0.82
								0.75
12.50		43.10		9.00		M10X1.25		1.11
								1.26
	0.4291		1.6969		0.3543		3/8-24UNF	1.15
								1.09



Shaft Diameter mm (in)	UNIT Number	Dimensions mm(in)									Weight kg (lb)
		L	A	J	H1	H	N	N1	H2	B1	
20 0.7874	UKP205+H2305X	140 5.512	38 1.496	105 4.134	16 0.630	36.5 1.437	13 0.512	19 0.748	70 2.756	35 1.378	0.87 1.918
25 0.9842	UKP206+H2306X	165 6.496	48 1.890	121 4.764	18 0.709	42.9 1.689	17 0.669	21 0.827	83 3.268	38 1.496	1.44 3.175
30 1.1811	UKP207+H2307X	167 6.575	48 1.890	127 5.000	19 0.748	47.6 1.874	17 0.669	21 0.827	94 3.701	43 1.693	1.78 3.925
35 1.3779	UKP208+H2308X	184 7.244	54 2.126	137 5.394	19 0.748	49.2 1.937	17 0.669	23 0.906	100 3.937	46 1.811	2.20 4.851
40 1.5748	UKP209+H2309X	190 7.480	54 2.126	146 5.749	20 0.787	54.0 2.126	17 0.669	23 0.906	108 4.252	50 1.969	2.40 5.292
45 1.7716	UKP210+H2310X	206 8.110	60 2.362	159 6.260	22 0.866	57.2 2.252	20 0.787	25 0.984	114 4.488	55 2.165	2.90 6.395
50 1.9685	UKP211+H2311X	219 8.622	60 2.362	171 6.732	22 0.866	63.5 2.500	20 0.787	25 0.984	126 4.961	59 2.323	3.50 7.718
55 2.1653	UKP212+H2312X	241 9.488	70 2.756	184 7.244	25 0.984	69.8 2.748	20 0.787	25 0.984	138 5.433	62 2.441	4.80 10.584
60 2.3622	UKP213+H2313X	265 10.433	70 2.756	203 7.992	27 1.063	76.2 3.000	25 0.984	29 1.142	150 5.906	65 2.559	5.70 12.569
65 2.5590	UKP215+H2315X	275 10.827	74 2.913	217 8.543	28 1.102	82.6 3.252	25 0.984	31 1.220	163 6.417	73 2.874	7.50 16.538
70 2.7559	UKP216+H2316X	292 11.496	78 3.071	232 9.134	28 1.102	88.9 3.500	25 0.984	31 1.220	175 6.890	78 3.071	9.44 20.815
75 2.9527	UKP217+H2317X	310 12.205	83 3.268	247 9.724	28 1.102	95.2 3.748	25 0.984	31 1.220	187 7.362	82 3.228	11.55 25.468
80 3.1496	UKP218+H2318X	327 12.874	88 3.465	262 10.315	30 1.181	101.6 4.000	27 1.063	33 1.299	200 7.874	86 3.386	13.37 29.481



Some sizes of housings listed in this catalog may not be available.

SN500-600 Series  
SN200-300 Series  
Light duty



SD500-600 Series  
Sd3000 Series



SN500-600 Series  
SN200-300 Series  
Medium duty



SAF500-600 Series



Sn3000 Series  
Sn3100 Series



SAF200-300 Series



SN500-600 Series



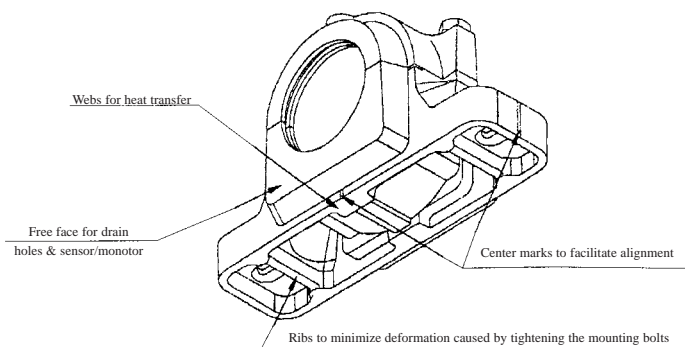
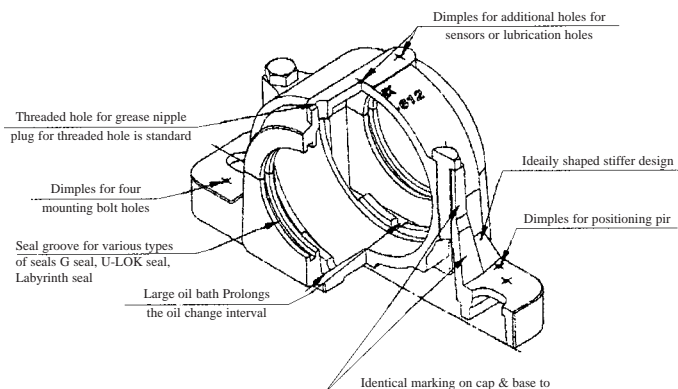
SDAF500-600 Series  
SDAF200-300 Series  
SDAF-2300-K Series



Sd3100 Series



SAF-230K Series





Split pillow bearing housings mentioned in the catalog are casted and produced in accordance with the ISO/R113-1994 standard. (B.S. 1642; 1969 standard, JIS B 1551 - 1968 standard) The following tables show the standardization of materials and relative machining tolerance covering the housings and its accessories.

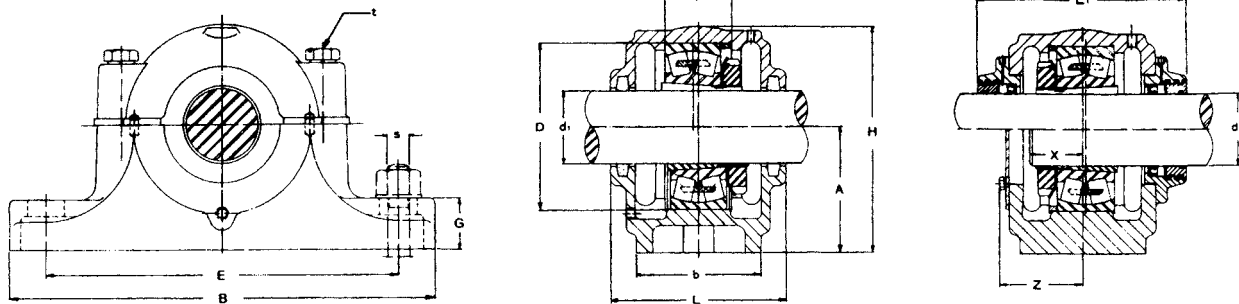
**A. Housing:**

MATERIAL	ISO CODE	U.S.CODE	TENSILE STRENGTH kgf/mm <sup>2</sup>	TENSILE STRENGTH kgf/mm <sup>2</sup>	ELONGATION
CAST IRON	GRADE 2000 (FC 200)	ASTM A48 GRADE 35	20	-	-
DUCTILE IRON	GRADE 450-10 (FCD 200)	ASTM A536 GRADE 65-45-12	45	30	10%
CAST STEEL	GRADE 230-450 (SC 460)	ASTM A27 GRADE 65-35	45	23	19%

**B. Accessories:**

NAME	PARTE NO.	MATERIALS
FELT STRIP	FS	60%-80% WOOL, 20% RAYON, DENSITY 0.25g/cm <sup>2</sup>
LOCATING RING	SR	MILD STEEL STRIP AISI 1010/ALUMINUM
HEXAGON BOLT	M	MILD STEEL AISI 1010
ZF SEAL	ZF	NBR
SC SEAL	OSM	NBR
U-LOK SEAL	U-500/U-600	NBR
TSNG SEAL	TSNG500	THERMOPLASTIC POLYURETHANE
LABYRINTH SEAL	TS/LER	CAST IRON /ALUMINUM /STEEL
TACONITE CARRIER	TAC/TER/TACK	CAST IRON
END COVER	500NA/600NA	NBR & MILD STEEL PLATE
END PLATE	P	MILD STEEL PLATE
END COVER	TSA	CAST IRON
END PLUG	EPR	NBR & MILD STEEL PLATE
V-RING SEAL	TSNA-A	NBR & MILD STEEL PLATE
EYE-BOLT	W/M	MILD STEEL AISI 1010

Declaration: Weights listed in this catalog are subject to change without notice.



HOUSING NO.	Dimensions mm(in)															
	Weight kg (lb)		D H8	B	b	G	F H13	A h13	L	H	E	E1	L1	X	Z	D2H12 mm
	mm	in														
SN 505	20	3/4	52 2.0473	165 6.4961	46 1.8110	22 0.8661	25 0.9843	40 1.5748	67 2.6378	75 2.9528	130 5.1181	25 0.9843		22 0.8661		21.5 0.8465
SN 506	25	1	62 2.4410	185 7.2835	52 2.0472	22 0.8661	30 1.1812	50 1.9685	77 3.0315	90 3.5433	150 5.9055	25 0.9843		22 0.8661		26.5 1.0434
SN 507	30	11/8	72 2.8347	185 7.2835	52 2.0472	22 0.8661	33 1.2993	50 1.9685	82 3.2283	95 3.7402	150 5.9055	25 0.9843		24 0.9449		31.5 1.2402
SN 508	35	11/4	80 3.1497	205 8.0709	60 2.3622	25 0.9843	33 1.2993	60 2.3622	85 3.3465	110 4.3307	170 6.6929	30 1.811		26 1.0236		36.5 1.4371
SN SSN 509	40	11/2	85 3.3465	205 8.0709	60 2.3622	25 0.9843	31 1.2205	60 2.3622	85 3.3465	112 4.4094	170 6.6929	30 1.1811		28 1.1024		41.5 1.6339
SN SSN 510	45	13/4	90 3.5434	205 8.0709	60 2.3622	25 0.9843	33 1.2993	60 2.3622	90 3.5433	115 4.5276	170 6.6929	30 1.1811		28 1.1024		46.5 1.8308
SN SSN 511	50	2	100 3.9371	255 10.0394	70 2.7559	28 1.1024	33 1.2993	70 2.7559	95 3.7402	130 5.1181	210 8.2677	35 1.3780	160 6.2992	30 1.1811	54 2.1260	51.5 2.0276
SN SSN 512	55	21/8	110 4.3308	255 8.8583	70 2.7559	30 1.1811	38 1.4961	70 2.7559	105 4.1339	135 5.3150	210 8.2677	35 1.3780	172 6.7717	32 1.2598	62 2.4409	56.5 2.2245
SN SSN 513	60	21/4	120 4.7245	275 10.8268	80 3.1496	30 1.1811	43 1.6930	80 3.1496	110 4.3307	150 5.9055	230 9.0551	40 1.5748	172 6.7717	36 1.4173	62 2.4409	62 2.4410
SN SSN 515	65	21/2	130 5.1182	280 11.0236	80 3.1496	30 1.1811	41 1.6142	80 3.1496	115 4.5276	155 6.1024	230 9.0551	40 1.5748	182 7.1654	38 1.4961	68 2.6772	67 2.6379
SN SSN 516	70	23/4	140 5.5119	315 12.4016	90 3.5433	32 1.2598	43 1.6930	95 3.7401	120 4.7244	175 6.8898	260 10.2362	50 1.9685	184 7.2441	40 1.5748	68 2.6772	72 2.8347
SN SSN 517	75	3	150 5.9056	320 12.5984	90 3.5433	32 1.2598	46 1.8111	95 3.7401	125 4.9213	185 7.2835	260 10.2362	50 1.9685	184 7.2441	42 1.6535	70 2.7559	77 3.0316
SN SSN 518	80	31/4	160 6.2993	345 13.5827	100 3.9370	35 1.3780	62.4 2.4567	100 3.9370	145 5.7087	195 7.6772	290 11.4173	50 1.9685	204 8.0315	50 1.9685	81 3.1890	82 3.2284
SN SSN 519	85	-	170 6.6930	345 13.5827	100 3.9370	35 1.3780	53 2.0867	112 4.4094	140 5.5118	210 8.2677	290 11.4173	50 1.9685	- 0.0000	- 0.0000	- 0.0000	87 3.4253
SN SSN 520	90	31/2	180 7.0867	380 14.9606	110 4.3307	40 1.5748	70.3 2.7678	112 4.4094	160 6.2992	218 8.5827	320 12.5984	60 2.3622	224 8.8189	54 2.1260	90 3.5433	92 3.6221
SN SSN 522	100	4	200 7.8741	410 16.1417	120 4.7244	45 1.7717	80 3.1497	125 4.9212	175 6.8898	240 9.4488	350 13.7795	70 2.7559	232 9.1339	60 2.3622	92 3.6220	102 4.0158
SN SSN 524	110	41/4	215 8.4646	410 16.1417	120 4.7244	45 1.7717	86 3.3859	140 5.5118	185 7.2835	270 10.6299	350 13.7795	70 2.7559	248 9.7638	64 2.5197	95 3.7402	113 4.4489
SN SSN 526	115	41/2	230 9.0552	445 17.5197	130 5.1181	50 1.9685	90 3.5434	150 5.9055	190 7.4803	290 11.4173	380 14.9606	70 2.7559	268 10.5512	64 2.5197	100 3.9370	118 4.6457
SN SSN 528	125	5	250 9.8426	500 19.6850	150 5.9055	50 1.9685	98 3.8583	150 5.9055	205 8.0709	305 12.0079	420 16.5354	80 3.1496	286 11.2598	70 2.7559	108 4.2520	128 5.0394
SN SSN 530	135	51/4	270 10.6300	530 20.8661	160 6.2992	60 2.3622	106 4.1733	160 6.2992	220 8.6614	325 12.7953	450 17.7165	90 3.5433	304 11.9685	76 2.9921	113 4.4488	138 5.4331
SN SSN 532	140	51/2	290 11.4174	550 21.6535	160 6.2992	60 2.3622	114 4.4882	170 6.6929	235 9.2520	345 13.5827	470 18.5039	90 3.5433	320 12.5984	80 3.1496	122 4.8031	143 5.6300

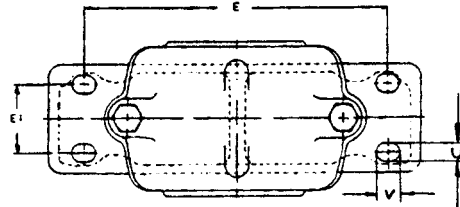
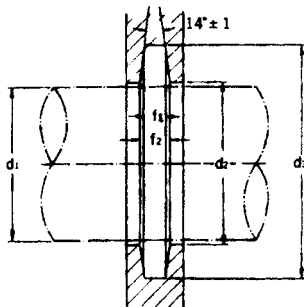
# BEARING HOUSING & ACCESSORIES



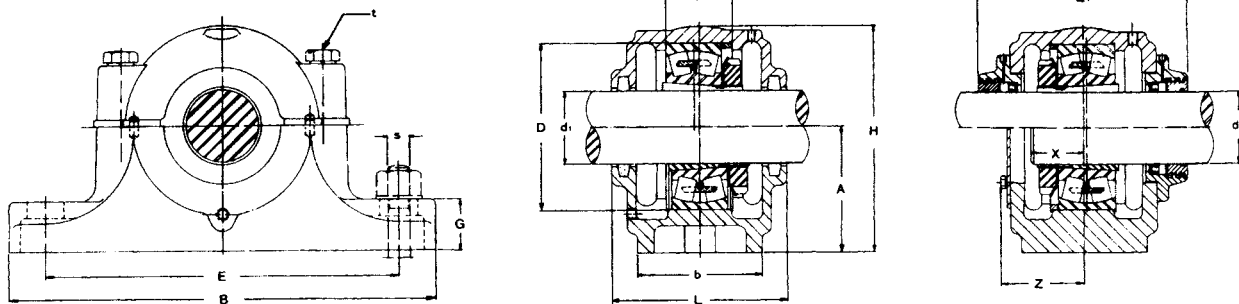
SN - SSN 500 Series

### NOTES:

Foot of standard housing SSN type is solid without mounting holes or can be pre-cast as 2-bolt (with prefix T) or 4-bolt mounting (with prefix F).



d3 H12	T	f <sub>1</sub> H13	f <sub>2</sub>	u	v	S		WEIGHT kg (lb)		BEARING NO.		ADPTER SLEEVE		LOCATING RING	
						2 bolt	4 bolt	SN5	SSN5	SELF-ALIG BALL	SPHERICAL ROLLER	MET- RIC	INCH	NUMBER	QTY
31 1.2205	M8	3 2.4410	4.2 7.2835	15 2.0472	20 0.8661	M12	M8	1.5 3.308	2.3 5.072	1205k 2205k	- 22205k	H205 H305	HE205 HE305	52x5 52x7	2 1
38 1.4961	M8	4 0.1575	5.4 0.2126	15 0.5906	20 0.7874	M12	M10	1.74 3.837	2.8 6.174	1206k 2206k	- 22206k	H206 H306	HE206 HE306	62x7 62x10	2 1
43 1.6930	M10	4 0.1575	5.4 0.2126	15 0.5906	20 0.7874	M12	M10	1.9 4.190	3.2 7.056	1207k 2207k	- 22207k	H207 H307	HS207 HS307	72x8 72x10	2 1
48 1.8898	M10	4 0.1575	5.4 0.2126	15 0.5906	20 0.7874	M12	M10	2.63 5.799	3.2 7.056	1208k 2208k	- 22208k	H208 H308	HE208 HE308	80x7.5 80x10	2 1
53 2.0867	M10	4 0.1575	5.4 0.2126	15 0.5906	20 0.7874	M12	M10	2.64 5.821	3.7 8.159	1209k 2209k	- 22209k	H209 H309	HE209 HE309	85x6 85x8	2 1
58 2.2835	M10	4 0.1575	5.4 0.2126	15 0.5906	20 0.7874	M12	M10	2.8 6.174	3.8 8.379	1210k 2210k	- 22210k	H210 H310	HE210 HE310	90x6.5 90x10	2 1
67 2.6379	M12	5 0.1969	6.9 0.2717	18 0.7087	23 0.9055	M16	M12	4.32 9.526	6.2 13.671	1211k 2211k	- 22211k	H211 H311	HE211 HE311	100x6 100x10	2 1
72 2.8347	M12	5 0.1969	6.9 0.2717	18 0.7087	23 0.9055	M16	M12	4.99 11.003	6.5 14.333	1212k 2212k	- 22212k	H212 H312	HS212 HS312	110x8 110x10	2 1
77 3.0316	M12	5 0.1969	6.9 0.2717	18 0.7087	23 0.9055	M16	M12	5.64 12.436	8.3 18.302	1213k 2213k	- 22213k	H213 H313	HE213 HE313	120x10 120x12	2 1
82 3.2284	M12	5 0.1969	6.9 0.2717	18 0.7087	23 0.9055	M16	M12	6.19 13.649	9.0 19.845	1215k 2215k	- 22215k	H215 H315	HE215 HE315	130x8 130x10	2 1
89 3.5040	M16	6 0.2363	8.1 0.3189	22 0.8661	27 1.0630	M20	M12	8.17 18.015	12.1 26.681	1216k 2216k	- 22216k	H216 H316	HE216 HE316	140x8.5 140x10	2 1
94 3.7008	M16	6 0.2363	8.1 0.3189	22 0.8661	27 1.0630	M20	M12	9.37 20.661	12.2 26.901	1217k 2217k	- 22217k	H217 H317	HE217 HE317	150x9 150x10	2 1
99 3.8977	M16	6 0.2363	8.1 0.3189	22 0.8661	27 1.0630	M20	M16	11.5 25.358	15.2 33.516	1218k 2218k	- 22218k	H218 H318	HE218 HE318	160x16.2 160x11.2 160x10	2 2 1
104 4.0945	M16	6 0.2363	8.1 0.3189	22 0.8661	27 1.0630	M20	M16	13.5 29.768	17.7 39.029	1219k	- 22219k	H219 H319		170x10.5 170x10	2 1
111 4.3701	M20	7 0.2756	9.3 0.3661	26 1.0236	32 1.2598	M24	M16	16.3 35.942	20.5 45.203	2220k	22220k 23220k	H320 H2320	HE320 HE2320	180x12.1 180x10	2 1
125 4.9213	M20	8 0.3150	10.7 0.4213	26 1.0236	32 1.2598	M24	M16	25.1 55.346	29.2 64.386	2222k	22222k 23222k	H322 H2322	HE322 HE2322	200x13.5 200x10	2 1
135 5.3150	M20	8 0.3150	10.7 0.4213	26 1.0236	32 1.2598	M24	M16	27.2 59.976	33 72.765	-	22224k 23224k	H3124 H2324	HE3124 HE2324	215x14 215x10	2 1
140 5.5119	M24	8 0.3150	10.7 0.4213	26 1.0236	32 1.2598	M24	M16	35.2 77.616	40.9 90.185	-	22226k 23226k	H3126 H2326	HE3126 HE2326	230x13 230x10	2 1
154 6.0630	M24	9 0.3544	12.2 0.4803	34 1.3386	44 1.7323	M30	M24	43.7 96.359	48.6 107.163	-	22228k 23228k	H3128 H2328	HE3128 HE2328	250x15 250x10	2 1
164 6.4567	M24	9 0.3544	12.2 0.4803	34 1.3386	44 1.7323	M30	M24	45.3 99.887	56.2 123.921	-	22230k 23230k	H3130 H2330	HE3130 HE2330	270x16.5 270x10	2 1
173 6.8111	M24	10 0.3938	13.7 0.5394	32 1.2598	44 1.7323	M30	M24	50.75 111.904	68.5 151.043	-	22232k 23232k	H3132 H2332	HE3132 HE2332	290x17 290x10	2 1



HOUSING NO.	Dimensions mm(in)															
	Weight kg (lb)		D H8	B	b	G	F H13	A h13	L	H	E	E1	L1	X	D2H12	d3 mm
	mm	in														
SN 605	20	3/4	62 2.4410	185 7.2835	52 2.0472	22 0.8661	34 1.3386	50 1.9685	80 3.1496	90 3.5433	150 5.9055	25 0.9845		27 1.0630	21.5 0.8465	31 1.2205
SN 606	25	1	72 2.8347	185 7.2835	52 2.0472	22 0.8661	37 1.4567	50 1.9685	82 3.2283	95 3.7402	150 5.9055	25 0.9845		27 1.0630	26.5 1.0434	38 1.4661
SN 607	30	11/8	80 3.1497	205 8.0709	60 2.3622	25 0.9843	41 1.6142	60 2.3622	90 3.5433	110 4.3307	170 6.6926	30 1.1811		32 1.2598	31.5 1.2402	43 1.6930
SN 608	35	11/4	90 3.5434	205 7.2835	60 2.0472	25 0.8661	43 1.6930	60 1.9685	95 3.7402	115 3.7402	170 5.9055	30 0.9845		34 1.3386	36.5 1.4371	48 1.8898
SN SSN 609	40	11/2	100 3.9371	255 10.0394	70 2.7559	28 1.1024	46 1.8111	70 2.7559	105 4.1339	130 5.1181	210 8.2677	35 1.3780		36 1.4173	41.5 1.6339	53 2.0867
SN SSN 610	45	13/4	110 4.3308	255 10.0394	70 2.7559	30 1.1811	50 1.9686	70 2.7559	115 4.5276	135 5.3150	210 8.2677	35 1.3780		39 1.5354	46.5 1.8308	58 2.2835
SN SSN 611	50	2	120 4.7245	275 10.8268	80 3.1496	30 1.1811	53 2.0867	80 3.1496	120 4.7244	150 5.9055	230 9.0551	40 1.5748	185 7.2835	40 1.5748	51.5 2.0276	67 2.6379
SN SSN 612	55	21/8	130 5.1182	280 11.0236	80 3.1496	30 1.1811	56 2.2048	80 3.1496	125 4.9213	155 6.1024	230 9.0551	40 1.5748	185 7.2835	44 1.7323	56.5 2.2245	72 2.8347
SN SSN 613	60	21/4	140 5.5119	315 12.4016	90 3.5433	32 1.2598	58 2.2835	95 3.7401	130 5.1181	175 6.8898	260 10.2362	50 1.9685	200 7.8740	46 1.8110	62 2.4410	77 3.0316
SN SSN 615	65	21/2	160 6.2993	345 13.5827	100 3.9370	35 1.3780	65 2.5591	100 3.9370	140 5.5118	195 7.6772	290 11.4173	50 1.9685	210 8.2677	51 2.0079	67 2.6379	82 3.2284
SN SSN 616	70	23/4	170 6.6930	345 13.5827	100 3.9370	35 1.3780	68 2.6772	112 4.4094	145 5.7087	212 8.3465	290 11.4173	50 1.9685	210 8.2677	52 2.0472	72 2.8347	89 3.5040
SN SSN 617	75	3	180 7.0867	380 14.9606	110 4.3307	40 1.5748	70 2.7560	112 4.4094	155 6.1024	218 8.5827	320 12.5984	60 2.3622	220 8.6614	56 2.2047	77 3.0316	94 3.7008
SN SSN 618	80	31/4	190 7.4804	400 15.7480	110 4.3307	33 1.2992	74 2.9134	112 4.4094	160 6.2992	230 9.0551	335 13.1890	60 2.3622	225 8.8583	58 2.2835	82 3.2284	99 3.8977
SN SSN 619	85	-	200 7.8741	420 16.5354	120 4.7244	36 1.4173	77 3.0316	125 4.9212	170 6.6929	245 9.6457	350 13.7795	70 2.7559	235 9.2520	60 2.3622	87 3.4253	104 4.0945
SN SSN 620	90	31/2	215 8.4646	420 16.5354	120 4.7244	38 1.4961	83 3.2678	140 5.5118	175 6.8898	280 11.0236	350 13.7795	70 2.7559	240 9.4488	64 2.5197	92 3.6221	111 4.3701
SN SSN 622	100	4	240 9.4489	460 18.1102	130 5.1181	40 1.5748	90 3.5434	150 5.9055	190 7.4803	300 11.8110	390 15.3543	70 2.7559	258 10.1575	69 2.7165	102 4.0158	125 4.9213
SN SSN 624	110	41/4	260 10.2363	540 21.2598	160 6.2992	50 1.9685	96 3.7796	160 6.2992	205 8.0709	325 12.7953	450 17.7165	90 3.5433	280 11.0236	73 2.8740	113 4.4489	135 5.3150
SN SSN 626	115	41/2	280 11.0237	560 22.0472	160 6.2992	50 1.9685	103 4.0552	170 6.6929	215 8.4646	350 13.7795	470 18.5039	90 3.5433	300 11.8110	77 3.0315	118 4.6457	140 5.5119
SN SSN 628	125	5	300 11.8111	630 24.8031	170 6.6929	55 2.1654	112 4.4095	180 7.0866	235 9.2520	375 14.7638	520 20.4724	90 3.5433	320 12.5984	83 3.2677	128 5.0394	154 6.0630
SN SSN 630	135	51/4	320 12.5985	680 26.7717	180 7.0866	55 2.1654	118 4.6457	190 7.4803	245 9.6457	395 15.5512	560 22.0472	90 3.5433	340 13.3858	88 3.4646	138 5.4331	164 6.4567
SN SSN 632	140	51/2	340 13.3859	710 27.9528	190 7.4803	60 2.3622	124 4.8819	200 7.8740	255 10.0394	415 16.3386	580 22.8346	100 3.9370	350 13.7795	93 3.6614	143 5.6300	173 6.8111

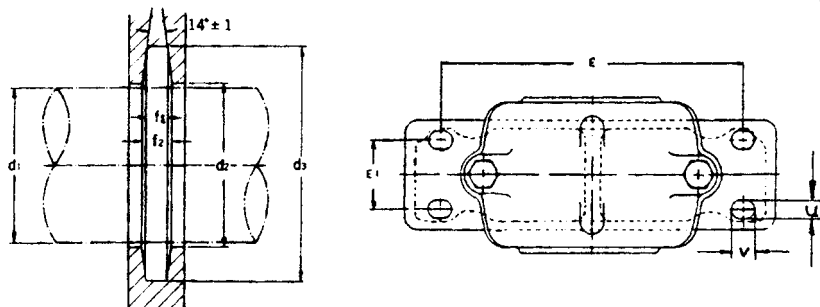
# BEARING HOUSING & ACCESSORIES



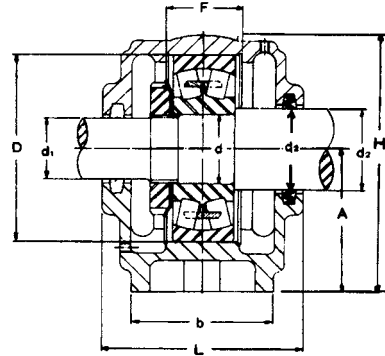
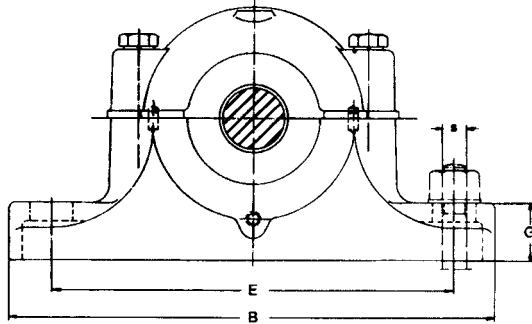
SN - SSN 600 Series

### NOTES:

Root of standard housing SSN type is solid without mounting holes or can be precast as 2-bolt (with prefix T) or 4-bolt mounting (with prefix F).



	T	f <sub>1</sub> H13	f <sub>2</sub>	u	v	S		WEIGHT kg (lb)		BEARING NO.		ADAPTERSLEEVE		LOCATING RING	
						2 bolt	4 bolt	SN6	SSN6	SELF-ALIG BALL	SPHERICAL ROLLER	MET-RIC	INCH	NUMBER	QTY
M8	3	0.1182	0.1654	0.6299	0.7874	M12	M10	2.11 4.653	2.3 5.072	1305k 2305k	-	H305 H2305	HE305 HE2305	62x8.5 62x10	2 1
M10	4	0.1575	0.2126	0.6299	0.7874	M12	M10	2.09 4.608	- 0.000	1306k 2306	-	H306 H2306	HE306 HE2306	72x9 72x10	2 1
M10	4	0.1575	0.2126	0.6299	0.7874	M12	M10	3.4 7.497	4.1 9.041	1307k 2307k	-	H307 H2307	HE307 HE2307	80x10 80x10	2 1
M10	4	0.1575	0.2126	0.5906	0.9449	M12	M10	3.6 7.938	4.7 10.364	1308k 2308k	21308k	H308 H2308	HE308 HE2308	90x10 90x10	2 1
M12	4	0.1575	0.2126	0.7480	0.9843	M16	M12	5.3 11.687	6.8 14.994	1309k 2309k	21309k	H309 H2309	HE309 HE2309	100x10.5 100x10	2 1
M12	4	0.1575	0.2126	0.7087	0.9055	M16	M12	5.5 12.128	6.8 14.994	1310k 2310k	21310k	H310 H2310	HE310 HE2310	110x11.5 110x10	2 1
M12	5	0.1969	0.2717	0.7874	1.1024	M16	M12	6.9 15.215	9.0 19.845	1311k 2311k	21311k	H311 H2311	HE311 HE2311	120x12 120x10	2 1
M12	5	0.1969	0.2717	0.7874	1.1024	M16	M12	8.8 19.404	10.5 23.153	1312k 2312k	21312k	H312 H2312	HE312 HE2312	130x12.5 130x10	2 1
M16	5	0.1969	0.2677	0.8661	1.1811	M20	M12	9.8 21.609	12.4 27.342	1313k 2313k	21313k	H313 H2313	HE313 HE2313	140x12.5 140x10	2 1
M16	5	0.1969	0.2677	0.9055	1.1024	M20	M16	13.0 28.665	16.4 36.162	1315k 2315k	21315k	H315 H2315	HE315 HE2315	160x14 160x10	2 1
M16	6	0.2363	0.3189	0.9055	1.1811	M20	M16	15.5 34.178	19.7 43.439	1316k 2316k	21316k	H316 H2316	HE316 HE2316	170x14.5 170x10	2 1
M20	6	0.2363	0.3189	1.0236	1.3780	M24	M16	16.3 35.942	20.7 45.644	1317k 2317k	21317k	H317 H2317	HE317 HE2317	180x14.5 180x10	2 1
M20	6	0.2363	0.3189	1.0630	1.4961	M24	M16	20.0 44.100	24 52.920	1317k 2318k	- 22318k	H318 H2318	HE318 HE2318	190x15.5 190x10	2 1
M20	6	0.2363	0.3189	1.1024	1.4173	M24	M16	28.0 61.740	29.7 65.489	1319k 2319k	- 22319k	H319 H2319	HE319 HE2319	200x16 200x10	2 1
M20	7	0.2756	0.3661	1.0630	1.2992	M24	M16	30.5 67.253	37.1 81.806	1320k 2320k	- 22320k	H320 H2320	HE320 HE2320	215x18 215x10	2 1
M20	8	0.3150	0.3937	1.1024	1.2598	M24	M16	42 92.610	49.2 108.486	1322k 2322k	- 22322k	H322 H2322	HE322 HE2322	240x20 240x10	2 1
M24	8	0.3150	0.4213	1.3386	1.6535	M30	M20	59 130.095	72 158.760	-	22324k	H2324	HE2324	260x10	1
M24	8	0.3150	0.4213	1.3386	1.6535	M30	M20	61.5 135.608	80.9 178.385	-	22326k	H2326	HE2326	280x10	1
M30	9	0.3544	0.4803	1.3386	1.8110	M30	M20	88 194.040	105 231.525	-	22328k	H2328	HE2328	300x10	1
M30	9	0.3544	0.4803	1.4961	1.7323	M30	M20	89 196.245	115 253.575	-	22330k	H2330	HE2330	320x10	1
M30	10	0.3938	0.5394	1.5748	2.0472	M36	M24	127 280.035	145 319.725	-	22332k	H2332	HE2332	340x10	1



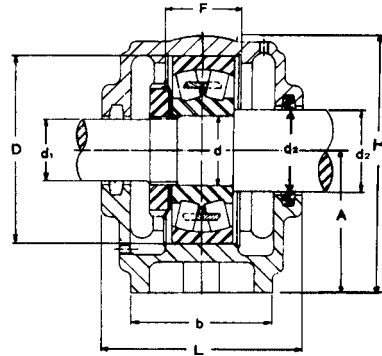
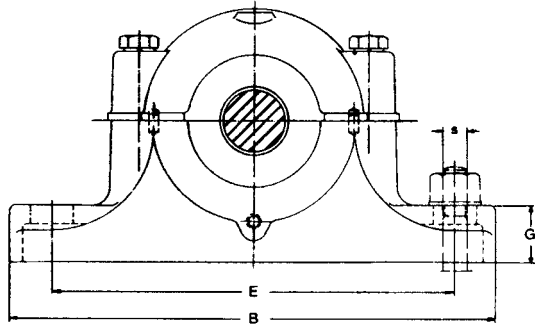
HOUSING NO.	SHAFT DIA.			DIMENSIONS mm(in)										BOLT S	SELF-ALIG BALL	SPHERICAL ROLLER	LOCK NUT	LOCK WASHER	ZF SEAL		LOCATING RING	
	d	d1	d2	D H8	B	b	G	F H13	A h13	L	H	E	d1						d2	NUMBER	QTY	
SNZ 205	25 0.9842	20 0.7874	30 1.1811	52 2.0473	165 6.4961	46 1.8110	22 0.8661	25 0.9843	40 1.5748	67 2.6378	75 2.9528	130 5.1181	M12	1205 2205	- 22205	AN05	AW05	ZF5	ZF7	52x5 52x7	2 1	
SNZ 206	30 1.1811	25 0.9843	35 1.3780	62 2.4410	185 7.2835	52 2.0472	22 0.8661	30 1.1812	50 1.9685	77 3.0315	90 3.5433	150 5.9055	M12	1206 2206	- 22206	AN06	AW06	ZF6	ZF8	62x7 62x10	2 1	
SNZ 207	35 1.3770	30 1.1811	45 1.7717	72 2.8347	185 7.2835	52 2.0472	22 0.8661	33 1.2993	50 1.9685	82 3.2283	95 3.7402	150 5.9055	M12	1207 2207	- 22207	AN07	AW07	ZF7	ZF10	72x8 72x10	2 1	
SNZ 208	40 1.5748	35 1.3780	50 1.9685	80 3.1497	205 8.0709	60 2.3622	25 0.9843	33 1.2993	60 2.3622	85 3.3465	110 4.3307	170 6.6929	M12	1208 2208	- 22208	AN08	AW08	ZF8	ZF11	80x7.5 80x10	2 1	
SNZ SSNZ 209	45 1.7716	40 1.5748	55 2.1654	85 3.3465	205 8.0709	60 2.3622	25 0.9843	31 1.2205	60 2.3622	85 3.3465	112 4.4094	170 6.6929	M12	1209 2209	- 22209	AN09	AW09	ZF9	ZF12	85x6 85x8	2 1	
SNZ SSNZ 210	50 1.9685	45 1.7717	60 2.3622	90 3.5434	205 8.0709	60 2.3622	25 0.9843	33 1.2993	60 2.3622	90 3.5433	115 4.5276	170 6.6929	M12	1210 2210	- 22210	AN10	AW10	ZF10	ZF13	90x6.5 90x10	2 1	
SNZ SSNZ 211	55 2.1653	50 1.9685	65 2.5591	100 3.9371	255 10.0394	70 2.7559	28 1.1024	33 1.2993	70 2.7559	95 3.7402	130 5.1181	210 8.2677	M16	1211 2211	- 22211	AN11	AW11	ZF11	ZF15	100x6 100x8	2 1	
SNZ SSNZ 212	60 2.3622	55 2.1654	70 2.7559	110 4.3308	255 10.0394	70 2.7559	30 1.1811	38 1.4961	70 2.7559	105 4.1339	135 5.3150	210 8.2677	M16	1212 2212	- 22212	AN12	AW12	ZF12	ZF16	110x8 110x10	2 1	
SNZ SSNZ 213	65 2.5590	60 2.3622	75 2.9528	120 4.7245	275 10.8268	80 3.1496	30 1.1811	43 1.6930	80 3.1496	110 4.3307	150 5.9055	230 9.0551	M16	1213 2213	- 22213	AN13	AW13	ZF13	ZF17	120x10 120x12	2 1	
SNZ SSNZ 214	70 2.7559	60 2.3622	80 3.1496	125 4.9213	275 10.8268	80 3.1496	30 1.1811	44 1.7323	80 3.1496	115 4.5276	155 6.1024	230 9.0551	M16	1214 2214	- 22214	AN14	AW14	ZF13	ZF18	125x10 125x13	2 1	
SNZ SSNZ 215	75 2.9527	65 2.5591	85 3.3465	130 5.1182	280 11.0236	80 3.1496	30 1.1811	41 1.6142	80 3.1496	115 4.5276	155 6.1024	230 9.0551	M16	1215 2215	- 22215	AN15	AW15	ZF15	ZF19	130x8 130x10	2 1	
SNZ SSNZ 216	80 3.1496	70 2.7559	90 3.5433	140 5.5119	315 12.4016	90 3.5433	32 1.2598	43 1.6930	95 3.7401	120 4.7244	175 6.8898	260 10.2362	M20	1216 2216	- 22216	AN16	AW16	ZF16	ZF20	140x8.5 140x10	2 1	
SNZ SSNZ 617	85 3.3464	75 2.9528	95 3.7402	150 5.9056	320 12.5984	90 3.5433	32 1.2598	46 1.8111	95 3.7401	125 4.9213	185 7.2835	260 10.2362	M20	1217 2217	- 22217	AN17	AW17	ZF17	ZF21	150x9 150x10	2 1	
SNZ SSNZ 218	90 3.5433	80 3.1496	100 3.9370	160 6.2993	345 13.5827	100 3.9370	35 1.3780	62.4 2.4567	100 3.9370	145 5.7087	195 7.6772	290 11.4173	M20	1218 2218	22218 23218	AN18	AW18	ZF18	ZF22	160x16.2 160x11.2 160x10	2 2 1	
SNZ SSNZ 219	95 3.7401	85 3.3465	110 4.3307	170 6.6930	345 13.5827	100 3.9370	35 1.3780	53 2.0867	112 4.4094	140 5.5118	210 8.2677	290 11.4173	M20	1219 2219	- 22219	AN19	AW19	ZF19	ZF24	170x10.5 170x10	2 1	
SNZ SSNZ 220	100 3.9370	90 3.5433	115 4.5276	180 7.0867	380 14.9606	110 4.3307	40 1.5748	70.3 2.7678	112 4.4094	160 6.2992	218 8.5827	320 12.5984	M24	2220 23220	22220 23220	AN20	AW20	ZF20	ZF26	180x12.1 180x10	2 1	
SNZ SSNZ 222	110 4.3307	100 3.9370	125 4.9213	200 7.8741	410 16.1417	120 4.7244	45 1.7717	80 3.1497	125 4.9212	175 6.8898	240 9.4488	350 13.7795	M24		22222 23222	AN22	AW22	ZF22	ZF28	200x13.5 200x10	2 1	
SNZ SSNZ 224	120 4.7244	110 4.3307	135 5.3150	215 8.4646	410 16.1417	120 4.7244	45 1.7717	86 3.3859	140 5.5118	185 7.2835	270 10.6299	350 13.7795	M24		22224 23224	AN24	AW24	ZF24	ZF30	215x14 215x10	2 1	
SNZ SSNZ 226	130 5.1181	115 4.5276	145 5.7087	230 9.0552	445 17.5197	130 5.1181	50 1.9685	90 3.5434	150 5.9055	190 7.4803	290 11.4173	380 14.9606	M24		22226 23226	AN26	AW26	ZF26	ZF33	230x13 230x10	2 1	
SNZ SSNZ 228	140 6.6929	125 4.9213	155 6.1024	250 9.8426	500 19.6850	150 5.9055	50 1.9685	98 3.8583	150 5.9055	205 8.0709	305 12.0079	420 16.5354	M30		22228 23228	AN28	AW28	ZF28	ZF35	250x15 250x10	2 1	
SNZ SSNZ 230	150 5.9055	135 5.3150	165 6.4961	270 10.6300	530 20.8661	160 6.2992	60 2.3622	106 4.1733	160 6.2992	220 8.6614	325 12.7953	450 17.7165	M30		22230 23230	AN30	AW30	ZF30	ZF37	270x16.5 270x10	2 1	
SNZ SSNZ 232	160 6.2992	140 5.5118	175 6.8898	290 11.4174	550 21.6535	160 6.2992	60 2.3622	114 4.4882	170 6.6929	235 9.2520	345 13.5827	470 18.5039	M30		22232 23232	AN32	AW32	ZF32	ZF39	290x17 290x10	2 1	

NOTES: For stepped shaft bore, use SNZ 2xx/3xx.  
For same shaft bore, use SN 2xx/3xx.

# BEARING HOUSING & ACCESSORIES



SN - SSNZ 300 Series



HOUSING NO.	SHAFT DIA.			DIMENSIONS mm(in)									BOLT S	SELF-ALIG BALL	SPHERICAL ROLLER	LOCK NUT	LOCK WASH-ER	ZF SEAL		LOCATING RING	
	d	d1	d2	D H8	B	b	G	F H13	A h13	L	H	E						d1	d2	NUM-BER	QTY
SNZ 305	25 0.9842	20 0.7874	30 1.1811	60 2.3623	185 7.2835	52 2.0472	22 0.8661	34 1.3386	50 1.9685	80 3.1496	90 3.5433	150 5.9055	M12	1305 2305	-	AN05	AW05	ZF5	ZF7	62x8.5 62x10	2 1
SNZ 306	30 1.1811	25 0.9843	35 1.3780	72 2.8347	185 7.2835	52 2.0472	22 0.8661	37 1.4567	50 1.9685	82 3.2283	95 3.3465	150 5.9055	M12	1306 2306	-	AN06	AW06	ZF6	ZF8	72x9 72x10	2 1
SNZ 307	35 1.3779	30 1.1811	45 1.7717	80 3.1497	205 8.0709	60 2.3622	25 0.9843	41 1.6142	60 2.3622	90 3.5433	110 4.3307	170 6.6929	M12	1307 2307	-	AN07	AW07	ZF7	ZF10	80x10 80x10	2 1
SNZ 308	40 1.5748	35 1.3780	50 1.9685	90 3.5434	205 8.0709	60 2.3622	25 0.9843	43 1.6930	60 2.3622	95 3.7402	115 4.5276	170 6.5929	M12	1308 2308	21308 22308	AN08	AW08	ZF8	ZF11	90x10 90x10	2 1
SNZ SSNZ 309	45 1.7716	40 1.5748	55 2.1654	100 3.9371	255 10.0394	70 2.7559	28 1.1024	46 1.8111	70 2.7559	105 4.1339	130 5.1181	210 8.2677	M16	1309 2309	21309 22309	AN09	AW09	ZF9	ZF12	100x10.5 100x10	2 1
SNZ SSNZ 310	50 1.9685	45 1.7717	60 2.3622	110 4.3308	255 10.0394	70 2.7559	30 1.1811	50 1.9686	70 2.7559	115 4.5276	135 5.3150	210 8.2677	M16	1310 2310	21310 22310	AN10	AW10	ZF10	ZF13	110x11.5 110x10	2 1
SNZ SSNZ 311	55 2.1653	50 1.9685	65 2.5591	120 4.7245	275 10.8268	80 3.1496	30 1.1811	53 2.0867	80 3.1496	120 4.7244	150 5.9055	230 9.0551	M16	1311 2311	21311 22311	AN11	AW11	ZF11	ZF15	120x12 120x10	2 1
SNZ SSNZ 312	60 2.3622	55 2.1654	70 2.7559	130 5.1182	280 11.0236	80 3.1496	30 1.1811	56 2.2048	80 3.1496	125 4.9213	155 6.1024	230 9.0551	M16	1312 2312	21312 22312	AN12	AW12	ZF12	ZF16	130x12.5 130x10	2 1
SNZ SSNZ 313	65 2.5590	60 2.3622	75 2.9528	140 5.5119	315 12.4016	90 3.5433	32 1.2598	58 2.2835	95 3.7401	130 5.1181	175 6.8898	260 10.2362	M20	1313 2313	21313 22313	AN13	AW13	ZF13	ZF17	140x12.5 140x10	2 1
SNZ SSNZ 314	70 2.7559	60 2.3622	80 3.1496	150 5.9056	320 12.5984	90 3.5433	32 1.2598	61 2.4016	95 3.7401	130 5.1181	185 7.2835	262 10.3150	M20	1314	21314 22314	AN13	AW13	ZF13	ZF18	150x13 150x10	2 1
SNZ SSNZ 315	75 2.9527	65 2.5591	85 3.3465	160 6.2993	345 13.5827	100 3.9370	35 1.3780	65 2.5591	100 3.9370	140 5.5118	195 7.6772	290 11.4173	M20	1315 2315	21315 22315	AN15	AW15	ZF15	ZF19	160x14 160x10	2 1
SNZ SSNZ 316	80 3.1496	70 2.7559	90 3.5433	170 6.6930	345 13.5827	100 3.9370	35 1.3780	68 2.6772	112 4.4094	145 5.7087	212 8.3465	290 11.4173	M20	1316 2316	21316 22316	AN16	AW16	ZF16	ZF20	170x14.5 170x10	2 1
SNZ SSNZ 317	85 3.3464	75 2.9528	95 3.7402	180 7.0867	380 14.9606	110 4.3307	40 1.5748	70 2.7560	112 4.4094	155 6.1024	218 8.5827	320 12.5984	M24	1317 2317	21317 22317	AN17	AW17	ZF17	ZF21	180x14.5 180x10	2 1
SNZ SSNZ 318	90 3.5433	80 3.1496	100 3.9370	190 7.4804	400 15.7480	110 4.3307	33 1.2992	74 2.9134	112 4.4094	160 6.2992	230 9.0551	320 12.5984	M24	1318 2318	21318 22318	AN18	AW18	ZF18	ZF22	190x15.5 190x10	2 2
SNZ SSNZ 319	95 3.7401	85 3.3465	110 4.3307	200 7.8741	420 16.5354	120 4.7244	36 1.4173	77 3.0316	125 4.9212	170 6.6929	245 9.6457	350 13.7795	M24	1319 2319	21319 22319	AN19	AW19	ZF19	ZF24	200x16 200x10	2 1
SNZ SSNZ 320	100 3.9370	90 3.5433	115 4.5276	215 8.4646	420 16.5354	120 4.7244	38 1.4961	83 3.2678	140 5.5118	175 6.8898	280 11.0236	350 13.7795	M24	1320 2320	21320 22320	AN20	AW20	ZF20	ZF26	215x18 215x10	2 1
SNZ SSNZ 322	110 4.3307	100 3.9370	125 4.9213	240 9.4489	460 18.1102	130 5.1181	40 1.5748	90 3.5434	150 5.9055	190 7.4803	300 11.8110	390 15.3543	M24	-	22322	AN22	AW22	ZF22	ZF28	240x20 240x10	2 1
SNZ SSNZ 324	120 4.7244	110 4.3307	135 5.3150	260 10.2363	540 21.2598	160 6.2992	50 1.9685	96 3.7796	160 6.2992	205 8.0709	325 12.7953	450 17.7165	M30	-	22324	AN24	AW24	ZF24	ZF30	260x10	1
SNZ SSNZ 326	130 5.1181	115 4.5276	150 5.9055	280 11.0237	560 22.0472	160 6.2992	50 1.9685	103 4.0552	170 6.6929	215 8.4646	350 13.7795	470 18.5039	M30	-	22326	AN26	AW26	ZF26	ZF34	280x10	1
SNZ SSNZ 328	140 5.5118	125 4.9213	160 6.2992	300 11.8111	630 24.8031	170 6.6929	55 2.1654	112 4.4095	180 7.0866	235 9.2520	375 14.7638	520 20.4724	M30	-	22328	AN28	AW28	ZF28	ZF36	300x10	1
SNZ SSNZ 330	150 5.9055	135 5.3150	170 6.6929	320 12.5985	680 26.7717	180 7.0866	55 2.1654	118 4.6457	190 7.4803	245 9.6457	395 15.5512	560 22.0472	M30	-	22330	AN30	AW30	ZF30	ZF38	320x10	1
SNZ SSNZ 332	160 6.2992	140 5.5118	180 7.0866	340 13.3859	710 27.9528	190 7.4803	60 2.3622	124 4.8819	200 7.8740	255 10.0394	415 16.3386	580 22.8346	M36	-	22332	AN32	AW32	ZF32	ZF40	340x10	1

**Raceway and Rolling Element Materials**

While the contact surface of a bearing’s raceway and rolling elements are subjected to repeated heavy stress they still must maintain precision and rotational accuracy. To accomplish this, the raceway and rolling elements must be made of a material, which has high hardness, resistance to fatigue, wear resistance and good dimensional stability.

In case of normal applications and operating conditions, a low alloy chromium steel proved to be particularly suitable for rolling bearings.

Through-hardening steels of same or similar compositions are predominantly used worldwide by most of the manufactures of rolling bearings. And the most commonly used steel is SAE 52100 and the hardness maintained is 58~64 HRC.

**Chemical compositions for bearings steels used in various countries**

Country	STD.	Steel type	C	Si (%)	Mn	P	S	Cr	Ni	Mo
USA	AISI	SAE51100	0.95-1.10	0.20-0.35	0.25-0.45	<0.025	<0.025	0.90-1.15	<0.25	<0.08
		SAE52100	0.95-1.10	0.20-0.35	0.25-0.45	<0.025	<0.025	1.30-1.60	<0.25	<0.08
JAPAN	JIS	SUJ-2	0.95-1.10	0.15-0.35	<0.50	<0.025	<0.025	1.30-1.60	-	-
		SUJ-3	0.95-1.10	0.40-0.70	0.90-1.15	<0.025	<0.025	0.90-1.20	-	-
		SUJ-5	0.95-1.10	0.40-0.70	0.90-1.15	<0.025	<0.025	0.90-1.20	-	<0.06
GERMANY	DIN	105Cr5	1.00-1.10	0.15-0.35	0.25-0.40	<0.030	<0.025	0.90-1.15	-	-
		100Cr6	0.90-1.05	0.15-0.35	0.25-0.40	<0.025	<0.025	1.40-1.65	-	-
		100CrMn6	0.90-1.05	0.50-0.70	1.00-1.20	<0.025	<0.020	1.40-1.65	-	-
ROMANIA	RUL	Rul 1V	0.95-1.10	0.17-0.37	0.20-0.45	<0.027	<0.020	1.30-1.65	<0.30	<0.08
		Rul 2V	0.95-1.10	0.40-0.65	0.90-1.20	<0.027	<0.020	1.30-1.65	<0.30	<0.08
		Rul 3V	0.95-1.10	0.20-0.35	1.05-1.35	<0.027	<0.020	1.10-1.50	<0.30	0.45-0.60
CHINA	GB307.1	GCr15	0.95-1.05	0.15-0.35	0.20-0.40	<0.027	<0.020	1.30-1.65	<0.30	-

**Chemical compositions for bearings steels in accordance with ISO 683**

Steel type	C	Si	Mn (%)	P	S	Cr	Ni	Mo	Cu
100 Cr6	0.90-1.05	0.15-0.35	0.25-0.45	-	-	1.40-1.65	-	-	-
100CrMn6	0.90-1.05	0.50-0.70	1.00-1.20	<0.030	<0.025	1.40-1.65	<0.30	-	<0.30
100CrMo6	0.90-1.05	0.20-0.40	0.60-0.80	-	-	1.65-1.95	-	0.20-0.35	-
100CrMnMo8	0.90-1.05	0.40-0.60	0.80-1.10	-	-	1.80-2.05	-	0.50-0.60	-

**Standard material used in various countries for applications**

Country	ISO	USA	Germany	Japan	China
Bearing steel	683	SAE52100	100Cr6	SUJ2	GCr15



### Cage Materials

Bearing cages have high importance in bearing. The main property of a cage is keeping the rolling element at equal distance, separate the neighbouring rolling element from colliding with each other and to keep the friction and heat development at a minimum.

#### **Type of cages used**

- Pressed CRCA (cold rolled cold annealed) sheet strip are used in manufacturing of cages for small and normal application bearings.
- Polyamide cages (Glass fiber reinforced polyamide 6.6) are used for small and medium size bearings, due its properties of low density, high elasticity, low wear at sliding movement and low inertia movement, this type of cage has a maximum operating temperature of + 120°C.
- Machine steel and brass cages are generally used for large-size bearings.

# BEARING GREASE DESIGNATIONS



The structure of bearings consist of open and close, and the close type might be equipped with dustproof on single side or both sides (Z,ZZ); with non-contact sealing ring on single side both sides (RZ, 2RZ), and with contact sealing ring on single side or both sides (RS, 2RS).

Before ex works, the product is filled properly with lubricant oil and grease. You may use it immediately after unpacking and cleaning is unnecessary.

It is suitable for light middle speed and working temperature - 20°C to 110°C. For any special case, please note the usage and brand of grease on your order. The common brand and performance of grease is shown on table.

Manufacturer	Brand	Viscosity	Base oil	Drop point °C	Consistency	Temperature range °C	NMB		
Esso	Beacon 325	Lithium	Diester	193	290	-60 ~ +120	LG20		
	AC 205	Nathium	Mineral			-25 ~ +120			
	Andok B	Nathium	Mineral	260	280	-40 ~ +120			
	Andok C	Nathium	Mineral	>260	205	-20 ~ +120			
	Andok 260	Nathium	Mineral	200	250	-30 ~ +150			
	Andok RB300	Lithium Calcium	Mineral	175	300	-30 ~ +100			
	NS Hilube	Lithium	Diester	190	255	-40 ~ +130	LY72 LY121		
	Multemp PS2	Lithium	Diester	189	280	-50 ~ +110			
	Multemp SRL	Lithium	Ester	191	245	-40 ~ +150			
	Multemp SC-A	Urea		>260	280	0 ~ +160			
	Multemp ET150	Urea	Mineral	>260	280	-10 ~ +160			
	Oneluba	Lithium	Diester Mineral	198	370	-10 ~ +110			
	Adrex	Lithium	Mineral	198	300	-10 ~ +120			
	Parmax		Mineral	180	300	-10 ~ +120			
	Emalibe 1130	Urea	Mineral	>260	300	-10 ~ +130			
	Unilube DL1	Lithium	Mineral	185	332	-10 ~ +110			
	Alumix HD1		Mineral	247	335	0 ~ +120			
	Kluber	StaburageNBU12	Barium	Mineral	220	270		-35 ~ +150	LY218
		IsoflexNBU15	Barium	Diester Mineral	220	280		-60 ~ +130	
AsonicGLY32		Lithium	Sythetic			-50 ~ +140			
AsonicGHY72		Polyhamstoff	Ester Mineral			-40 ~ +180			
Isoflex super LDS 18		Lithium	Diester	190	280	-60 ~ +130			
Isoflex super TEL		Lithium	Ester Mineral			-65 ~ +70			
Isoflex LDS 18 Spezial A		Lithium	Diester	190	280	-60 ~ +130			
Isoflex PDB38 CX 100		Lithium	Ester			-70 ~ +120			
Isoflex Topas NB52		Barium	Sythetic hydrocarbon	240	280	-60 ~ +170			
Barrierta L55/2		Fluorotelomer	Fluorinated		280	-35 ~ +260			
Barrierta EL		Fluorotelomer	Fluorinated		280	-50 ~ +180			
Barrierta IMI/V	Fluorotelomer	Fluorinated			-50 ~ +220				
Unisilikon TK44N2	Na-komplex	Silicone		280	-60 ~ +230				
Dow Corning	Molykote 33M	Lithium	Silicone	210		-70 ~ +180	LY81 LY13 LY52 LY59		
	Molykote 44M	Lithium	Silicone	204		-40 ~ +200			
	Molykote 55M	Lithium	Silicone		260	-55 ~ +165			
	Molykote BR2 plus	Lithium	Mineral		260	-30 ~ +150			
	Molykote FS1292	Fluorotelomer	Phlorosicone	>232		-40 ~ +200			
	Molykote FS3451	Fluorotelomer	Phlorosicone	>260	280	-40 ~ +230			
Shell	Alvania No.2	Lithium	Mineral	182	310	-25 ~ +120	LY83 LY84 LY18 LY119 LG35 LG49		
	Alvania No.3	Lithium	Mineral	183	285	-20 ~ +135			
	Alvania RA	Lithium	Mineral	183	272	-25 ~ +120			
	Alvania EP2	Lithium	Mineral	185	233	-10 ~ +100			
	Sunlight 2	Lithium	Mineral	196	252	-20 ~ +120			
	Dolium R		Mineral	238	276	-20 ~ +140			
	Aero shell NO.5	Microgel	Mineral	>260	273	-10 ~ +130			
	Aero shell NO.7	Microgel	Diester	>260	281	-70 ~ +150			
	Aero shell NO. 15A	Fluorotelomer	Silicone	>260	282	-70 ~ +260			
	Mobil Oil	Mobilux2	Lithium	Mineral	190	288		-20 ~ +120	LY48
Mobigreasc 22		Lithium	Diester Mineral	192	280	-50 ~ +140			
Mobigrease 28		Bentonite	Synthetichydrocarbon	>260	280	-60 ~ +180			
Mobilpex 47			Mineral	>260	274	-20 ~ +120			
Du Pont	Krytox 240AC	Fluorotelomer	Fluorinated		280	-35 ~ +280	LY101 LY115		
	Krytox 283AC	Fluorotelomer	Fluorinated		280	-35 ~ +280			
	Krytox 143AC	Fluorotelomer	Fluorinated		282	-35 ~ +280			
Toray Silicone	SH44M	Lithium	Silicone	210	229	-40 ~ +180			
	SH33L	Lithium	Silicone	210		-70 ~ +140			
	SH41	Lithium	Silicone		260	-10 ~ +200			
Caltex	Chevron SRI-2	Urea	Mineral		300	-30 ~ +175	LY75		
General Electric	Anderol SRI-2	Lithium	Diester		280	-60 ~ +150	LY15 LY5		
	Versilube G-300	Lithium	Silicone			-70 ~ +230			
	Versilube F-50		Silicone		293	-70 ~ +230			

**Table 1: Inner Ring of Class 0 Tolerance**

µm

d mm		D d <sub>mp</sub>		V <sub>dp</sub> <sup>2)</sup>			V <sub>dmp</sub>	K <sub>ia</sub>	DBs			V <sub>BS</sub>
				Diameter series					All	Normal	Modify <sup>3)</sup>	
				9	0, 1	2, 3, 4						
Over	To	Upper value	Lower Value	max			max	max	Upper value	Lower Value		max
0.6 <sup>1)</sup>	2.5	0	-8	10	8	6	6	10	0	-40		12
2.5	10		-8	10	8	6	6	10		-120	-250	15
10	18		-8	10	8	6	6	10		-120	-250	20
18	30		-10	13	10	8	8	13		-120	-250	20
30	50		-12	15	12	9	9	15		-120	-250	20
50	80		-15	19	19	11	11	20		-150	-380	25
80	120		-20	25	25	15	15	25		-200	-380	25
120	180		-25	31	31	19	19	30		-250	-500	30
180	250		-30	38	38	23	23	40		-300	-500	30

Note: 1) Including 0.6.

2) Diameter series 7 and 8, no regular value.

3) Indicating the single internal ring of the bearing to be use in pair or group during installation.

**Table 2: Outer Ring of Class O Tolerance**

µm

D mm		D D <sub>mp</sub>		V <sub>Dp</sub> <sup>2)4)</sup>				V <sub>Dmp</sub> <sup>4)</sup>	K <sub>ea</sub>	D C <sub>s</sub> <sup>5)</sup> D C <sub>is</sub> <sup>5)</sup>		V <sub>Cs</sub> <sup>5)</sup> V <sub>Cis</sub> <sup>5)</sup>
				Open		Close						
				Diameter series								
				9	0, 1	2, 3, 4	2, 3, 4					
Over	To	Upper value	Lower Value	max			max	max	Upper value	Lower Value	max	
2.5 <sup>1)</sup>	6	0	-8	10	8	6	10	6	15	Be same with DBs and VBS of the inner ring		
6	18		-8	10	8	6	10	6	15			
18	30		-9	12	9	7	12	7	15			
30	50		-11	14	11	8	16	8	20			
50	80		-13	16	13	10	20	10	25			
80	120		-15	19	19	11	26	11	35			
120	150		-18	23	23	14	30	14	40			
150	180		-25	31	31	19	38	19	45			
180	250		-30	38	38	23	—	23	50			
250	315		-35	44	44	26	—	26	60			

Note: 1) Including 2.5.

2) Diameter series 7 and 8, no regular value.

3) Diameter series 9,0 and 1, no regular value.

4) Suitable for inside and outside breake ring befor installation or after discharge.

5) Only suitable for deep groove ball bearings.

**Table 3: Inner Ring of Class 6 Tolerance**

m

d mm		D d <sub>mp</sub>		V <sub>dp</sub> <sup>2)</sup>			V <sub>dmp</sub>	K <sub>ia</sub>	DBs			V <sub>BS</sub>
				Diameter series					All	Normal	Modify <sup>3)</sup>	
				9	0, 1	2, 3, 4						
Over	To	Upper value	Lower Value	max			max	max	Upper value	Lower Value		max
0.6 <sup>1)</sup>	2.5	0	-7	9	7	5	5	5	0	-40		12
2.5	10		-7	9	7	5	5	6		-120	-250	15
10	18		-7	9	7	5	5	7		-120	-250	20
18	30		-8	10	8	6	6	8		-120	-250	20
30	50		-10	13	10	8	8	10		-120	-250	20
50	80		-12	15	15	9	9	10		-150	-380	25
80	120		-15	19	19	11	11	13		-200	-380	25
120	180		-18	23	23	14	14	18		-250	-500	30
180	250		-22	28	28	17	17	20		-300	-500	30

Note: 1) Including 0.6.

2) Diameter series 7 and 8, no regular value.

3) Indicating the single internal ring of the bearing to be use in pair or group during installation.

**Table 4: Outer Ring of Class 6 Tolerance**

m

D mm		D D <sub>mp</sub>		V <sub>Dp</sub> <sup>2)4)</sup>				V <sub>Dmp</sub> <sup>4)</sup>	K <sub>ea</sub>	D C <sub>s</sub> <sup>5)</sup>		V <sub>Cs</sub> <sup>5)</sup> V <sub>CIs</sub> <sup>5)</sup>
				Open		Close				D C <sub>s</sub> <sup>5)</sup>	D C <sub>Is</sub> <sup>5)</sup>	
				Diameter series								
				9	0, 1	2, 3, 4	2, 3, 4					
Over	To	Upper value	Lower Value	max			max	max	Upper value	Lower Value	max	
2.5 <sup>1)</sup>	6	0	-7	9	7	5	9	5	8	Be same with DBs and VBS of the inner ring		
6	18		-7	9	7	5	9	5	8			
18	30		-8	10	8	6	10	6	9			
30	50		-9	11	9	7	13	7	10			
50	80		-11	14	11	8	16	8	13			
80	120		-13	16	16	10	20	10	18			
120	150		-15	19	19	11	25	11	20			
150	180		-18	23	23	14	30	14	23			
180	250		-20	25	25	15	—	15	25			
250	315	-25	31	31	19	—	19	30				

Note: 1) Including 2.5.

2) Diameter series 7 and 8, no regular value.

3) Diameter series 9,0 and 1, no regular value.

4) Suitable for inside and outside brake ring before installation or after discharge.

5) Only suitable for deep groove ball bearings.

**Table 5: Inner Ring of Class 5 Tolerance**

m

d mm		D d <sub>mp</sub>		V <sub>dp</sub> <sup>2)</sup>			V <sub>dmp</sub>	K <sub>ia</sub>	S <sub>d</sub>	S <sub>ia</sub> <sup>3)</sup>	DBs			V <sub>BS</sub>
				Diameter series							All	Normal	Modify <sup>4)</sup>	
				9	0, 1	2, 3, 4								
Over	To	Upper value	Lower Value	max			max	max	max	Upper value	Lower Value		max	
0.6 <sup>1)</sup>	2.5	0	-5	5	4	3	4	7	7	0	-40	-250	5	
2.5	10		-5	5	4	3	4	7	7		-40	-250	5	
10	18		-5	5	4	3	4	7	7		-80	-250	5	
18	30		-6	6	5	3	4	8	8		-120	-250	5	
30	50		-8	8	6	4	5	8	8		-120	-250	5	
50	80		-9	9	7	5	5	8	8		-150	-250	6	
80	120		-10	10	8	5	6	9	9		-200	-380	7	
120	180		-13	13	10	7	8	10	10		-250	-380	8	
180	250		-15	15	12	8	10	11	13		-300	-500	10	

Note: 1) Including 0.6.

2) Diameter series 7 and 8, no regular value.

3) Indicating the single internal ring of the bearing to be use in pair or group during installation.

**Table 4: Outer Ring of Class 6 Tolerance**

m

d mm		D d <sub>mp</sub>		V <sub>Ddp</sub> <sup>2)3)</sup>			V <sub>Dmp</sub>	K <sub>ea</sub>	S <sub>D</sub> <sup>4)</sup>	S <sub>ea</sub> <sup>4)3)</sup>	S <sub>ea</sub> <sup>5)</sup>	D C <sub>s</sub> <sup>5)</sup> D C <sub>is</sub> <sup>5)</sup>		V <sub>C<sub>s</sub></sub> <sup>5)</sup> V <sub>C<sub>is</sub></sub> <sup>5)</sup>
				Diameter series								Upper value	Lower Value	
				9	0, 1	2, 3, 4								
Over	To	Upper value	Lower Value	max			max	max	max	max	max	Upper value	Lower Value	max
0.6 <sup>1)</sup>	2.5	0	-5	5	4	3	5	8	8	11	Be same with DBs and VBS of the inner ring	5		
2.5	10		-5	5	4	3	5	8	8	11		5		
10	18		-5	5	4	3	6	8	8	11		5		
18	30		-6	6	5	3	7	8	8	11		5		
30	50		-8	8	6	4	8	8	10	14		6		
50	80		-9	9	7	5	10	9	11	16		8		
80	120		-10	10	8	5	11	10	13	18		8		
120	180		-13	13	10	7	13	10	14	20		8		
180	250		-15	15	11	8	15	15	11	21		10		
250	315	-18	18	14	9	18	13	18	25	11				

Note: 1) Including 2.5.

2) Diameter series 7 and 8, no regular value.

3) Diameter series 9,0 and 1, no regular value.

4) Suitable for inside and outside breake ring before installation or after discharge.

5) Only suitable for deep groove ball bearings.

**Table 7: Inner Ring of Class 4 Tolerance**

m

d mm		D <sub>dmp</sub>				V <sub>dp</sub> <sup>2)</sup>		V <sub>dmp</sub>	K <sub>ia</sub>	S <sub>d</sub>	S <sub>ia</sub> <sup>4)</sup>	D <sub>Bs</sub>			V <sub>BS</sub>
						Diameter series						All	Normal	Modify <sup>5)</sup>	
						9	0, 1,2,3,4								
Over	To	Upper value	Lower Value	Upper value	Lower Value	max		max	max	max	max	Upper value	Lower Value		max
0.6 <sup>1)</sup>	2.5	0	-4	0	-4	4	3	2	2.5	3	3	0	-40	-250	2.5
2.5	10		-4		-4	4	3	2	2.5	3	3		-40	250	2.5
10	18		-4		-4	4	3	2	2.5	3	3		-80	-250	2.5
18	30		-5		-5	5	4	2.5	3	4	4		-120	-250	2.5
30	50		-6		-6	6	5	3	4	4	4		-120	-250	3
50	80		-7		-7	7	5	3.5	4	5	5		-150	-250	4
80	120		-8		-8	8	6	4	5	5	5		-200	-380	4
120	180		-10		-10	10	8	5	6	6	7		-250	-380	5
180	250		-12		-12	12	9	6	8	7	8		-300	-500	6

Note: 1) Including 0.6.

2) Only suitable for diameter series 0,1,2,3 and 4.

3) Diameter series 7 and 8, no regular value.

4) Only suitable for deep groove ball bearings.

5) Indicating the single internal ring of the bearing to be use in pair or group during installation.

**Table 8: Outer Ring of Class 4 Tolerance**

m

D mm		D <sub>Dmp</sub>		D <sub>Ds</sub> <sup>2)3)4)</sup>		V <sub>Dp</sub> <sup>3)4)</sup>		V <sub>Dmp</sub>	K <sub>ea</sub>	S <sub>D</sub> <sup>5)</sup> S <sub>d1</sub> <sup>6)</sup>	S <sub>ea</sub> <sup>5)6)</sup>	S <sub>ea1</sub> <sup>6)</sup>	D <sub>Cs</sub>	D <sub>C1s</sub>	V <sub>Cs</sub> V <sub>C1s</sub>
						Diameter series									
						9	0, 1,2,3,4								
Over	To	Upper value	Lower Value	Upper value	Lower Value	max		max	max	max	max	Upper value	Lower Value		max
2.5 <sup>1)</sup>	6	0	-4	0	-4	4	3	2	3	4	5	7	D <sub>B</sub> e same with Bs and VBS of the inner ring	2.5	
6	18		-4		-4	4	3	2	3	4	5	7		2.5	
18	30		-5		-5	5	4	2.5	4	4	5	7		2.5	
30	50		-6		-6	6	5	3	5	4	5	7		2.5	
50	80		-7		-7	7	5	3.5	5	4	5	7		3	
80	120		-8		-8	8	6	4	6	5	6	8		4	
120	150		-9		-9	9	7	5	7	5	7	10		5	
150	180		-10		-10	10	8	5	8	5	8	11		5	
180	250		-11		-11	11	8	6	10	7	10	14		7	
250	315	-13	-13	13	10	7	11	8	11	14	7				

Note: 1) Including 2.5.

2) Diameter series 7 and 8, no regular value.

3) Diameter series 9,0 and 1, no regular value.

4) Suitable for inside and outside break ring before installation or after discharge.

5) Only suitable for deep groove ball bearings.

# DEEP GROOVE BALL BEARINGS TOLERANCE



## Deep Grove Ball Bearing Radial Clearance

m

Bore Diameter d mm		C2		Standart (Omitted)		C3		C4		C5	
Over	To	min	max	min	max	min	max	min	max	min	max
2.5	6	0	7	2	13	8	23				
6	10	0	7	2	13	8	23	14	29	20	37
10	18	0	9	3	18	11	25	18	33	25	45
18	24	0	10	5	20	13	28	20	36	28	48
24	30	1	11	5	20	13	28	23	41	30	53
30	40	1	11	6	20	15	33	28	46	40	64
40	50	1	11	6	23	18	36	30	51	45	73
50	65	1	15	8	28	23	43	38	61	55	90
65	80	1	15	10	30	25	51	46	71	65	105
80	100	1	18	12	36	30	58	53	84	75	120
100	120	2	20	15	41	36	66	61	97	90	140
120	140	2	23	18	48	41	81	71	114	105	160
140	160	2	23	18	53	46	91	81	130	120	180
160	180	2	25	20	61	53	102	91	147	135	200
180	200	2	30	25	71	63	117	107	163	150	230
200	225	2	35	25	85	75	140	125	195	175	265
225	250	2	40	30	95	85	160	145	225	205	300

## Electric Motor Bearing Radial Clearance

m

Bore Diameter		Radial Clearance			
d mm		Deep Groove Ball Bearing		Cylindrical Roller Bearing	
Over	To	min	max	min	max
10 (include)	18	4	11	-	-
18	24	5	12	-	-
24	30	5	12	15	30
30	40	9	17	15	30
40	50	9	17	20	35
50	65	12	22	25	40
65	80	12	22	30	45
80	100	18	30	35	55
100	120	18	30	35	60
120	140	24	38	40	65
140	160	24	38	50	80
160	180	-	-	60	90
180	200	-	-	65	100

# SINGLE BEARING VIBRATION SPEED



Single Bearing Noise Level Limiting Values (dB)

Bore Diameter (mm)	Single Bearing Vibration Speed Limiting Values														
	Diameter Series (0)					Diameter Series (2)					Diameter Series (3)				
	Z	Z1	Z2	Z3	Z4	Z	Z1	Z2	Z3	Z4	Z	Z1	Z2	Z3	Z4
3	33	32	30	27	23	34	33	30	28	24	35	34	31	29	
4	33	32	30	27	23	34	33	30	28	24	35	34	31	29	
5	35	34	32	28	25	36	35	32	30	26	37	35	33	31	
6	35	34	32	28	25	36	35	32	30	26	37	35	33	31	
7	37	36	33	29	26	38	36	34	32	27					
8	37	36	33	29	26	38	36	34	32	27					
9	39	38	34	30	27	40	38	35	33	28					
10	41	40	36	31	27	42	40	37	33	28	44	42	38	35	30
12	42	41	37	32	28	43	41	37	33	28	45	43	38	35	30
15	43	42	38	33	29	44	42	39	34	28	46	44	40	36	31
17	44	42	38	33	29	45	43	39	34	29	47	45	40	36	31
20	45	43	39	34	30	46	44	40	36	31	48	46	41	37	32
22	45	43	39	34	30	46	44	40	36	31	48	46	41	37	32
25	45	44	40	36	32	47	45	41	38	34	48	47	42	39	35
28	47	45	41	37	33	48	46	42	39	35	49	48	43	40	36
30	47	45	41	37	33	48	46	42	39	35	49	48	43	40	36
32	48	46	42	38	34	48	47	43	40	36	50	48	44	41	37
35	48	47	43	39	35	49	48	44	41	37	51	49	45	42	38
40	50	48	44	40	36	51	49	45	42	38	54	51	47	43	39
45	52	50	46	43	39	53	51	47	44	41	55	53	48	45	42
50	54	51	48	45	41	55	52	48	46	43	57	54	50	47	44
55	56	53	49	47	43	57	54	50	48	45	59	56	51	48	46
60	58	55	51	48	45	59	56	51	48	46	61	58	53	50	48



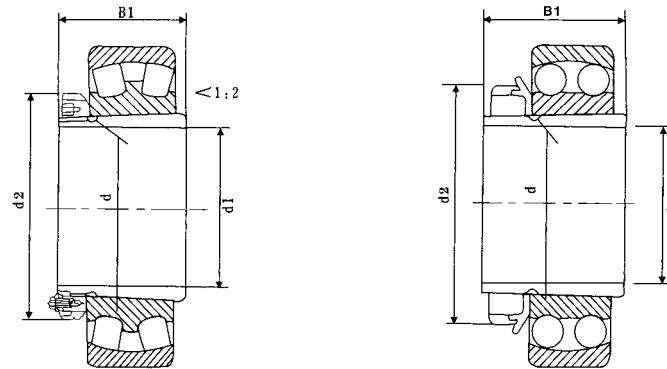
# SINGLE BEARING VIBRATION SPEED LIMITING VALUE



Single Bearing Vibration Speed Limiting Value

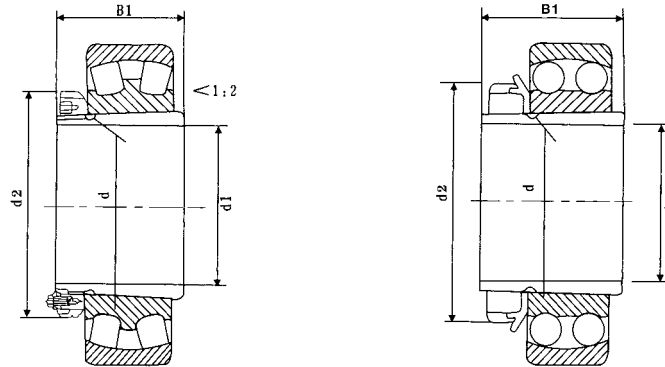
m/s

Bore Diameter (mm)	ZV1			ZV2			ZV3		
	Low Frequency	Medium Frequency	High Frequency	Low Frequency	Medium Frequency	High Frequency	Low Frequency	Medium Frequency	High Frequency
10	150	120	105	120	90	75	90	75	60
12	150	120	120	120	90	90	90	75	60
15	180	150	150	150	120	90	120	90	75
17	180	150	180	150	120	120	120	90	90
20	240	180	180	180	150	120	150	120	90
25	240	180	210	180	150	150	150	120	120
30	240	180	210	180	150	150	150	120	120
35	300	210	270	240	180	210	180	150	150
40	300	210	270	240	180	210	180	150	150
45	300	240	330	240	180	270	180	150	180
50	390	240	330	270	210	270	210	165	180
55	390	240	390	270	210	300	210	165	180
60	390	300	450	300	240	390	240	180	210
65	450	300	450	300	240	390	240	180	240
70	450	300	540	360	240	450	270	180	240
75	450	390	540	360	270	450	270	210	270
80	540	390	630	450	270	510	300	210	300
85	540	390	630	450	300	510	300	270	300



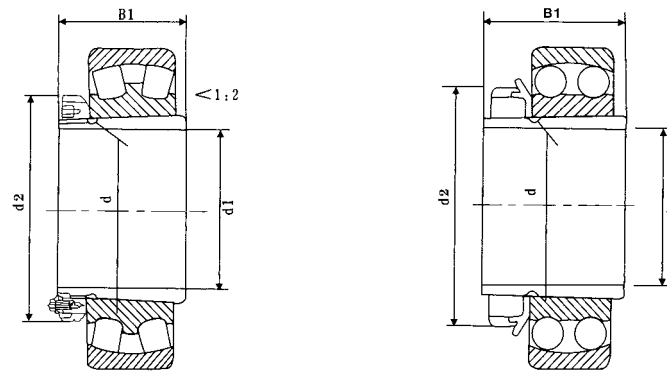
## H2 Series

Type	Dimensions mm(in)				Compatible Bearing	Weight kg (lb)
	d	d <sub>1</sub>	B <sub>1</sub>	d <sub>2</sub>	Ball Bearing	
<b>H204</b>	20 0.7874	17 0.669	24 0.945	32 1.260	1204K	0.04 0.088
<b>H205</b>	25 0.9842	20 0.787	26 1.024	38 1.496	1205K	0.07 0.154
<b>H206</b>	30 1.1811	25 0.984	27 1.063	45 1.772	1206K	0.10 0.221
<b>H207</b>	35 1.3779	30 1.181	29 1.142	52 2.047	1207K	0.13 0.287
<b>H208</b>	40 1.5748	35 1.378	31 1.220	58 2.283	1208K	0.17 0.375
<b>H209</b>	45 1.7716	40 1.575	32 1.260	65 2.559	1209K	0.23 0.507
<b>H210</b>	50 1.9685	45 1.772	35 1.378	70 2.756	1210K	0.27 0.595
<b>H211</b>	55 2.1653	50 1.969	37 1.457	75 2.953	1211K	0.31 0.684
<b>H212</b>	60 2.3622	55 2.165	38 1.496	80 3.150	1212K	0.35 0.772
<b>H213</b>	65 2.5590	60 2.362	40 1.575	85 3.346	1213K	0.40 0.882
<b>H214</b>	70 2.7559	60 2.362	41 1.614	92 3.622	1214K	0.55 1.213
<b>H215</b>	75 2.9527	65 2.559	43 1.693	98 3.858	1215K	0.71 1.566
<b>H216</b>	80 3.1496	70 2.756	46 1.811	105 4.134	1216K	0.88 1.940
<b>H217</b>	85 3.3464	75 2.953	50 1.969	110 4.331	1217K	1.02 2.249
<b>H218</b>	90 3.5433	80 3.150	52 2.047	120 4.7240	1218K	1.19 2.624
<b>H219</b>	95 3.7401	85 3.346	55 2.165	125 4.921	1219K	1.37 3.021
<b>H220</b>	100 3.9370	90 3.543	58 2.283	130 5.118	1220K	1.49 3.285
<b>H222</b>	110 4.3307	100 3.937	63 2.480	145 5.709	1222K	1.93 4.256



## H3 Series

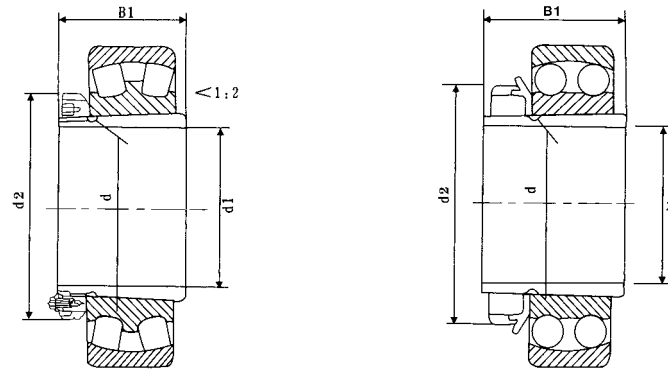
Type	Dimensions mm(in)				Compatible Bearing				Weight kg (lb)
	d	d <sub>1</sub>	B <sub>1</sub>	d <sub>2</sub>	Ball Bearing		Roller Bearing		
<b>H304</b>	20 0.7874	17 0.669	28 1.102	32 1.260	1304K	2204K	21304CK		0.05 0.110
<b>H305</b>	25 0.9842	20 0.787	29 1.142	38 1.496	1305K	2205K	21305CK		0.08 0.176
<b>H306</b>	30 1.1811	25 0.984	31 1.220	45 1.772	1306K	2206K	21306CK		0.11 0.221
<b>H307</b>	35 1.3779	30 1.181	35 1.378	52 2.047	1307K	2207K	21307CK		0.14 0.309
<b>H308</b>	40 1.5748	35 1.378	36 1.417	58 2.283	1308K	2208K	21308CK	22208CK	0.19 0.419
<b>H309</b>	45 1.7716	40 1.575	39 1.535	65 2.559	1309K	2209K	21309CK	22209CK	0.25 0.551
<b>H310</b>	50 1.9685	45 1.772	42 1.654	70 2.756	1310K	2210K	21310CK	22210CK	0.30 0.662
<b>H311</b>	55 2.1633	50 1.969	45 1.772	75 2.953	1311K	2211K	21311CK	22211CK	0.35 0.772
<b>H312</b>	60 2.3622	55 2.165	47 1.850	80 3.150	1312K	2212K	21312CK	22212CK	0.39 0.860
<b>H313</b>	65 2.5590	60 2.362	50 1.969	85 3.346	1313K	2213K	21313CK	22213CK	0.46 1.014
<b>H314</b>	70 2.7559	60 2.362	52 2.047	92 3.622	1314K	2214K	21314CK	22214CK	0.72 1.588
<b>H315</b>	75 2.9527	65 2.559	55 2.165	98 3.858	1315K	2215K	21315CK	22215CK	0.83 1.830
<b>H316</b>	80 3.1496	70 2.756	59 2.323	105 4.134	1316K	2216K	21316CK	22216CK	1.03 2.271
<b>H317</b>	85 3.3464	75 2.953	63 2.480	110 4.331	1317K	2217K	21317CK	22217CK	1.18 2.602
<b>H318</b>	90 3.5433	80 3.150	65 2.559	120 4.724	1318K	2218K	21318CK	22218CK	1.37 3.021
<b>H319</b>	95 3.7401	85 3.346	68 2.677	125 4.921	1319K	2219K	21319CK	22219CK	1.56 3.440
<b>H320</b>	100 3.9370	90 3.543	71 2.795	130 5.118	1320K	2220K	21320CK	22220CK	1.69 3.726
<b>H322</b>	110 4.3307	100 3.937	77 3.031	145 5.709	1322K	2222K	21322CK	22222CK	2.18 4.807



## H30 Series

Type	Dimensions mm(in)				Compatible Bearing	Weight kg (lb)
	d	d <sub>1</sub>	B <sub>1</sub>	d <sub>2</sub>	Ball Bearing	
<b>H3024</b>	120 4.7244	110 4.331	72 2.835	145 5.709	23024CK	1.93 4.256
<b>H3026</b>	130 5.1181	115 4.528	80 3.150	155 6.102	23026CK	2.85 6.284
<b>H3028</b>	140 5.5118	125 4.921	82 3.228	165 6.496	23028CK	3.16 6.968
<b>H3030</b>	150 5.9055	135 5.315	87 3.425	180 7.087	23030CK	3.89 8.577
<b>H3032</b>	160 6.2992	140 5.512	93 3.661	190 7.480	23032CK	5.21 11.488
<b>H3034</b>	170 6.6929	150 5.906	101 3.976	200 7.874	23034CK	5.99 13.208
<b>H3036</b>	180 7.0866	160 6.299	109 4.291	210 8.268	23036CK	6.83 15.060
<b>H3038</b>	190 7.4803	170 6.693	112 4.409	220 8.661	23038CK	7.45 16.427
<b>H3040</b>	200 7.8740	180 7.087	120 4.724	240 9.449	23040CK	9.19 20.264
<b>H3044</b>	220 8.6614	200 7.874	126 4.961	260 10.236	23044CK	10.30 22.712
<b>H3048</b>	240 9.4488	220 8.661	133 5.236	290 11.417	23048CK	13.20 29.106
<b>H3052</b>	260 10.2362	240 5.512	145 5.709	310 12.205	23052CK	15.30 33.737
<b>H3056</b>	280 11.0236	260 10.236	152 5.984	330 12.992	23056CK	17.70 39.029
<b>H3060</b>	300 11.8110	280 11.024	168 6.614	360 14.173	23060CK	22.80 50.274
<b>H3064</b>	320 12.5984	300 11.811	171 6.732	380 14.961	23064CK	24.60 54.243
<b>H3068</b>	340 13.3858	320 12.598	187 7.362	400 15.748	23068CK	28.70 63.284
<b>H3072</b>	360 14.1732	340 13.386	188 7.402	420 16.535	23072CK	30.50 67.253
<b>H3076</b>	380 14.9606	360 14.173	193 7.598	450 17.717	23076CK	35.80 78.939
<b>H3080</b>	400 15.7480	380 14.961	210 8.268	470 18.504	23080CK	41.50 91.508
<b>H3084</b>	420 16.5354	400 15.748	212 8.346	490 19.291	23084CK	43.60 96.138
<b>H3088</b>	440 17.3228	410 16.142	228 8.976	520 20.472	23088CK	65.50 144.428
<b>H3092</b>	460 18.1102	430 16.929	234 9.213	540 21.260	23092CK	69.40 153.027
<b>H3096</b>	480 18.8976	450 17.717	237 9.331	560 22.047	23096CK	73.50 162.068
<b>H30/500</b>	480 18.8976	450 17.717	237 9.331	560 22.047	23096CK	73.50 162.068

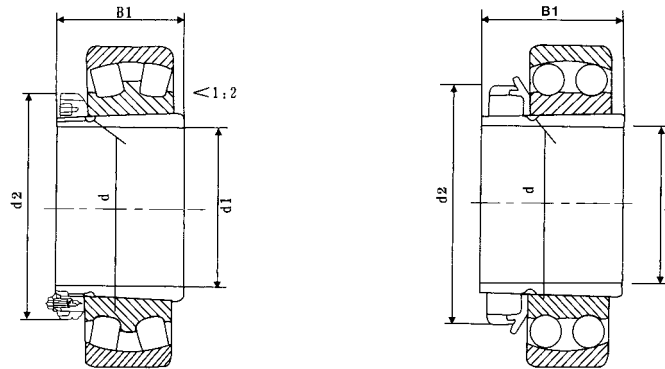
# ADAPTER SLEEVES



## H31 Series

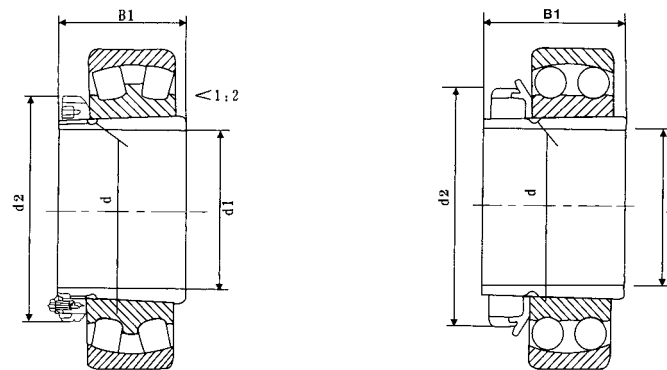
Type	Dimensions mm(in)				Compatible Bearing		Weight kg (lb)
	d	d <sub>1</sub>	B <sub>1</sub>	d <sub>2</sub>	Ball Bearing		
<b>H3120</b>	100 3.9370	90 3.543	76 2.992	130 5.118	23120CK		1.70 3.749
<b>H3122</b>	110 4.3307	100 3.937	81 3.189	145 5.709	23122CK	22222CK	2.25 4.961
<b>H3124</b>	120 4.7244	110 4.331	88 3.465	155 6.102	23124CK	22224CK	2.64 5.821
<b>H3126</b>	130 5.1181	115 4.528	92 3.622	165 6.496	23126CK	22226CK	3.66 8.070
<b>H3128</b>	140 5.5118	125 4.921	97 3.819	180 7.087	23128CK	22228CK	4.34 9.570
<b>H3130</b>	150 5.9055	135 5.315	111 4.370	195 7.677	23130CK	22230CK	5.52 12.172
<b>H3132</b>	160 6.2992	140 5.512	119 4.685	210 8.268	23132CK	22232CK	7.67 16.912
<b>H3134</b>	170 6.6929	150 5.906	122 4.0803	220 8.661	23134CK	22234CK	8.38 18.478
<b>H3136</b>	180 7.0866	160 6.299	131 5.157	230 9.055	23136CK	22236CK	9.50 20.948
<b>H3138</b>	190 7.4803	170 6.693	141 5.551	240 9.449	23138CK	22238CK	10.80 23.814
<b>H3140</b>	200 7.8740	180 7.087	150 5.906	250 9.843	23140CK	22240CK	12.10 26.681
<b>H3144</b>	220 8.6614	200 7.874	161 6.339	280 11.024	23144CK	22244CK	14.70 32.414
<b>H3148</b>	240 9.4488	220 8.661	172 6.772	300 11.811	23148CK	22248CK	17.30 38.147
<b>H3152</b>	260 10.2362	240 9.449	190 7.480	330 12.992	23152CK	22252CK	22.00 48.510
<b>H3156</b>	280 11.0236	260 10.236	195 7.677	350 13.780	23156CK	22256CK	24.50 54.023
<b>H3160</b>	300 11.8110	280 11.024	208 8.189	380 14.961	23160CK	22260CK	30.20 66.591
<b>H3164</b>	320 12.5984	300 11.811	226 8.898	400 15.748	23164CK	22264CK	34.90 76.955
<b>H3168</b>	340 13.3858	320 12.598	254 10.000	440 17.323	23168CK	22268CK	49.50 109.148
<b>H3172</b>	360 14.1732	340 13.386	259 10.197	460 18.110	23172CK	22272CK	54.50 120.173
<b>H3176</b>	380 14.9606	360 14.173	264 10.394	490 19.291	23176CK	22276CK	61.60 135.828
<b>H3180</b>	400 15.7480	380 14.961	272 10.709	520 20.472	23180CK	22280CK	70.80 156.114
<b>H3184</b>	420 16.5354	400 15.748	304 11.969	540 21.260	23184CK	22284CK	84.50 186.323
<b>H3192</b>	460 18.1102	430 16.929	326 12.835	580 22.835	23192CK	22292CK	119.00 255.780
<b>H3196</b>	480 18.8976	450 17.717	335 13.189	620 24.409	23196CK	22296CK	133.00 293.265
<b>H31/500</b>	500 19.6850	470 18.504	356 14.016	630 24.803	231/500CK	222/500CK	146.00 321.930

# ADAPTER SLEEVES



## H23 Series

Type	Dimensions mm(in)				Compatible Bearing		Weight kg (lb)
	d	d <sub>1</sub>	B <sub>1</sub>	d <sub>2</sub>	Ball Bearing	Roller Bearing	
H2304	20 0.7874	17 0.669	31 1.220	32 1.260	2304K		0.05 0.110
H2305	25 0.9842	20 0.787	35 1.378	38 1.496	2305K		0.09 0.198
H2306	30 1.1811	25 0.984	38 1.496	45 1.772	2306K		0.13 0.287
H2307	35 1.3779	30 1.181	43 1.693	52 2.047	2307K		0.17 0.375
H2308	40 1.578	35 1.378	46 1.811	58 2.283	2308K	22308CK	0.22 0.485
H2309	45 1.7716	40 1.575	50 1.969	65 2.559	2309K	22309CK	0.28 0.617
H2310	50 1.9685	45 1.772	55 2.165	70 2.756	2310K	22310CK	0.36 0.794
H2311	55 2.1653	50 1.969	59 2.323	75 2.953	2311K	22311CK	0.42 0.926
H2312	60 2.3622	55 2.165	62 2.441	80 3.150	2312K	22312CK	0.48 1.058
H2313	65 2.5590	60 2.362	65 2.559	85 3.346	2313K	22313CK	0.56 1.235
H2314	70 2.7559	60 2.362	68 2.677	92 3.622	2314K	22314CK	0.90 1.985
H2315	75 2.9527	65 2.559	73 2.874	98 3.858	2315K	22315CK	1.05 2.315
H2316	80 3.1496	70 2.756	78 3.071	105 4.134	2316K	22316CK	1.28 2.822
H2317	85 3.3464	75 2.953	82 3.228	110 4.331	2317K	22317CK	1.45 3.197
H2318	90 3.5433	80 3.150	86 3.386	120 4.724	2318K	22318CK	1.69 3.726
H2319	95 3.7401	85 3.346	90 3.543	125 4.921	2319K	22319CK	1.92 4.234
H2320	100 3.9370	90 3.543	97 3.819	130 5.118	2320K	22320CK	2.15 4.741
H2322	110 4.3307	100 3.937	105 4.134	145 5.709	2322K	22322CK	2.74 6.042
H2324	120 4.7244	110 4.331	112 4.409	155 6.102	2324K	22324CK	3.19 7.034
H2326	130 5.1181	115 4.528	121 4.764	165 6.496	2326K	22326CK	4.60 10.143
H2328	140 5.5118	125 4.921	131 5.157	180 7.087	2328K	22328CK	5.55 12.238
H2330	150 5.9055	135 5.315	139 5.472	195 7.677	2330K	22330CK	6.63 14.619
H2332	160 6.2992	140 5.512	147 5.787	210 8.268	2332K	22332CK	9.14 20.154
H2334	170 6.6929	150 5.906	154 6.063	220 8.661	2334K	22334CK	10.20 22.491
H2336	180 7.0866	160 6.299	161 6.339	230 9.055	2336K	22336CK	11.30 24.917
H2338	190 7.4803	170 6.693	169 6.654	240 9.449	2338K	22338CK	12.60 27.783
H2340	200 7.8740	180 7.087	176 6.929	250 9.843	2340K	22340CK	13.90 30.650
H2344	220 8.6614	200 7.874	186 7.323	280 11.024	2344K	22344CK	16.70 36.824
H2348	240 9.4488	220 8.661	199 7.835	300 11.811	2348K	22348CK	19.70 43.439
H2352	260 10.2362	240 9.449	211 8.307	330 12.992	2352K	22352CK	24.20 53.361
H2356	280 11.0236	260 10.236	224 8.819	350 13.780	2356K	22356CK	27.80 61.299



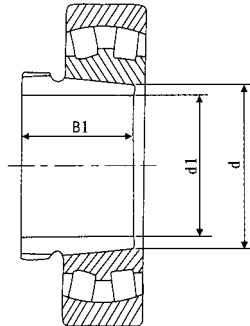
## H32 Series

Type	Dimensions mm(in)				Compatible Bearing	Weight kg (lb)
	d	d <sub>1</sub>	B <sub>1</sub>	d <sub>2</sub>	Ball Bearing	
<b>H3260</b>	<b>300</b> 11.8110	280 11.024	240 9.449	<b>380</b> 14.961	23260CK	<b>34.00</b> 74.970
<b>H3264</b>	<b>320</b> 12.5984	300 11.811	258 10.157	<b>400</b> 15.748	23264CK	<b>39.40</b> 86.877
<b>H3268</b>	<b>340</b> 13.3858	320 12.598	288 11.339	<b>440</b> 17.323	23268CK	<b>54.00</b> 119.070
<b>H3272</b>	<b>360</b> 14.1732	340 13.286	299 11.772	<b>460</b> 18.110	23272CK	<b>60.20</b> 132.741
<b>H3276</b>	<b>380</b> 14.9606	360 14.173	310 12.205	<b>490</b> 19.291	23276CK	<b>69.60</b> 153.468
<b>H3280</b>	<b>400</b> 15.7480	380 14.961	328 12.913	<b>520</b> 20.472	23280CK	<b>81.00</b> 178.605
<b>H3284</b>	<b>420</b> 16.5354	400 15.748	352 13.858	<b>540</b> 21.260	23284CK	<b>94.00</b> 207.270
<b>H3288</b>	<b>440</b> 17.3228	410 16.142	361 14.213	<b>560</b> 22.047	23288CK	<b>118.00</b> 260.190
<b>H3292</b>	<b>460</b> 18.1102	430 16.929	382 15.039	<b>580</b> 22.835	23292CK	<b>132.00</b> 291.060
<b>H3296</b>	<b>480</b> 18.8976	450 17.717	397 15.630	<b>620</b> 24.409	23294CK	<b>150.00</b> 330.750
<b>H32/500</b>	<b>500</b> 19.6850	470 18.504	428 16.850	<b>630</b> 24.803	232/500CK	<b>166.00</b> 366.030

**ADAPTER SLEEVE  
METRIC & INCH SIZE DESIGNATION**

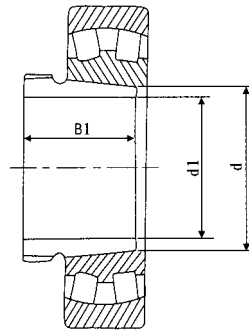
No	SIZE	H200	H300	H2300
H05	20MM	116	137	156
HE-05	3/4	116	137	156
H06	25MM	126	146	163
HS-06	7/8	133	153	171
HA-06	15/16	139	161	179
HE-06	1"	126	146	165
H07	30MM	140	177	182
HS-07	1-1/8	140	177	182
HA-07	1-3/16	140	177	182
H08	35MM	148	182	190
HS-08	1-3/8	155	193	200
HE-08	1-1/4	148	182	190
H09	40MM	194	203	203
HA-09	1-7/16	203	214	214
HE-09	1-1/2	194	203	203
H10	45MM	209	218	226
HS-10	1-5/8	219	229	238
HA-10	1-11/16	230	341	406
HE-10	1-3/4	209	218	226
H11	50MM	243	278	321
HS-11	1-7/8	268	306	353
HA-11	1-15/16	255	292	337
HE-11	2"	243	278	321
H12	55MM	274	314	399
HS-12	2-1/8	269	330	561
HE-12	2-1/4	342	314	399
H13	60MM	342	412	503
HA-13	2-3/16	360	433	840
HE-13	2-1/4	342	412	503
HS-13	2-3/8	377	454	553
H14	60MM	508	647	895
H15	65MM	531	614	795
HA-15	2-7/16	557	645	837
HE-15	2-1/2	531	614	795
H16	70MM	635	701	957
HA-16	2-11/16	667	736	1006
HE-16	2-3/4	635	701	957
H17	75MM	822	950	1104
HA-17	2-15/16	863	998	1160
HE-17	3"	822	950	1104
H18	80MM	944	1087	1288
HS-18	3-1/8	1221	1455	1703
HA-18	3-3/16	991	1142	1352
HE-18	3-1/4	944	1087	1288
H19	85MM	1138	1293	1688
HE-19	3-1/4	1138	1293	1688
H20	90MM	1198	1359	1777
HA-20	3-7/16	1258	1427	1866
HE-20	3-1/2	1198	1359	1777
H21	95MM	1438	1725	2123
HA-22	3-15/16	1589	1906	2230
HE-22	4"	1513	1815	2123





## AH2 Series

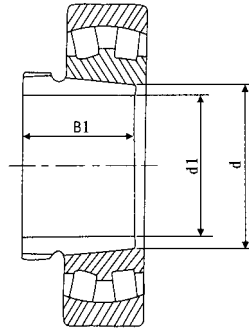
Type	Dimensions mm(in)				Compatible Bearing	Weight kg (lb)
	d	d <sub>1</sub>	B <sub>1</sub>	G	Ball Bearing	
AH208	40 1.5748	35 1.378	25 0.984	M45X1.5	1208K	0.09
AH209	45 1.7716	40 1.575	26 1.024	M50X1.5	12.09K	0.10
AH210	50 1.9685	45 1.772	28 1.102	M55X2	12.10K	0.13
AH211	55 2.1653	50 1.969	29 1.142	M60X2	1211K	0.17
AH212	60 2.3622	55 2.165	32 1.260	M65X2	1212K	0.18
AH213	65 2.5590	60 2.362	32.5 1.280	M75X2	1213K	0.24
AH214	70 2.7559	65 2.559	33.5 1.319	M80X2	1214K	0.26
AH215	75 2.9527	70 2.756	34.5 1.358	M85X2	1215K	0.28
AH216	80 3.1496	75 2.953	35.5 1.398	M90X2	1216K	0.31
AH217	85 3.3464	80 3.150	38.5 1.516	:95X2	1217K	0.35
AH218	90 3.5433	85 3.346	40 1.575	M100X2	1218K	0.43
AH219	95 3.7401	90 3.543	43 1.693	M105X2	1219K	0.49
AH220	100 3.9370	95 3.740	45 1.772	M110X2	1220K	0.53
AH222	110 4.3307	105 4.134	50 1.969	M120X2	1222K	0.65
AH224	120 4.7244	115 4.528	53 2.087	M130X2	1224K	0.76



## AH3 Series

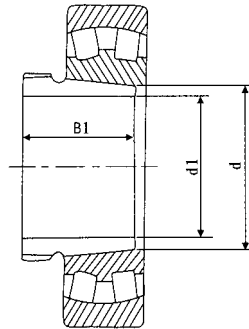
Type	Dimensions mm(in)				Compatible Bearing				Weight kg (lb)
	d	d <sub>1</sub>	B <sub>1</sub>	G	Ball Bearing		Roller Bearing		
AH308	40 1.5748	35 1.378	29 1.142	M45X1.5	2208K	1308K	2208K	21308K	0.09 0.118
AH309	45 1.7716	40 1.575	31 1.220	M50X1.5	2209K	1309K	2209K	21309K	0.11 0.243
AH310	50 1.9685	45 1.772	35 1.378	M55X2	2210K	1310K	2210K	21310K	0.14 0.309
AH311	55 2.1653	50 1.969	37 1.457	M60X2	2211K	1311K	2211K	21311K	0.16 0.353
AH312	60 2.3622	55 2.165	40 1.575	M65X2	2212K	1312K	2212K	21312K	0.19 0.419
AH313	65 2.5590	60 2.362	42 1.654	M75X2	2213K	1313K	2213K	21313K	0.25 0.551
AH314	70 2.7559	65 2.559	43 1.693	M80X2	2214K	1314K	2214K	21314K	0.28 0.617
AH315	75 2.9527	70 2.756	45 1.772	M85X2	2215K	1315K	2215K	21315K	0.31 0.684
AH316	80 3.1496	75 2.953	48 1.890	M90X2	22216K	1316K	2216K	21316K	0.37 0.816
AH317	85 3.3464	80 3.150	52 2.047	M95X2	2217K	1317K	2217K	21317K	0.43 0.948
AH318	90 3.5433	85 3.346	53 2.087	M100X2	2218K	1318K	2218K	21318K	0.46 1.014
AH319	95 3.7401	90 3.543	57 2.244	M105X2	2219K	1319K	2219K	21319K	0.53 1.169
AH320	100 3.9370	95 3.740	59 2.323	M110X2	2220K	1320K	2220K	21320K	0.58 1.278
AH322	110 4.3307	105 4.134	63 2.480	M120X2	2222K	1322K	2222K	21322K	0.66 1.455
AH324	120 4.7244	115 4.528	69 2.717	M130X2	2224K	1324K	2224K	21324K	0.88 1.940

Type	Dimensions mm(in)				Compatible Bearing		Weight kg (lb)
	d	d <sub>1</sub>	B <sub>1</sub>	G	Roller Bearing		
AH2236	180 7.0866	170 6.693	105 4.134	M200X3	22236K		3.73 8.225
AH2238	190 7.4803	180 7.087	112 4.409	T210X4	22238K		4.25 9.371
AH2240	200 7.8740	190 7.480	118 4.646	T220X4	22240K		4.68 10.319
AH2244	220 8.6614	200 7.874	130 5.118	T240X4	22244K		9.10 20.066
AH2248	240 9.4488	220 8.661	144 5.669	T260X4	22248K		11.10 24.476
AH2252	260 10.2362	240 9.449	155 6.102	T290X4	22252K		14.00 30.870
AH2256	280 11.0236	260 10.236	155 6.102	T310X5	22256K		15.20 33.516
AH2260	300 11.8110	280 11.024	170 6.693	T330X5	22260K		18.10 39.911
AH2264	320 12.5984	300 11.811	180 7.087	T3500X5	22260K		20.20 44.541



## AH31 Series

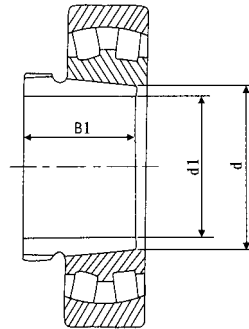
Type	Dimensions mm(in)				Compatible Bearing		Weight kg (lb)
	d	d <sub>1</sub>	B <sub>1</sub>	G	Roller Bearing		
AH3120	100 3.9370	95 3.740	64 2.520	M110X2	23120K	22220K	0.65 1.433
AH3122	110 4.3307	105 4.134	68 2.677	M120X2	23122K	22222K	0.76 1.676
AH3124	120 4.7244	115 4.528	75 2.953	M130X2	23124K	22224K	0.95 2.095
AH3126	130 5.1118	125 4.921	78 3.071	M140X2	23126K	22226K	1.08 2.381
AH3128	140 5.5118	135 5.315	83 3.268	M150X2	23128K	22228K	1.28 2.822
AH3130	150 5.9055	145 5.709	96 3.780	M165X3	23130K	22230K	1.79 3.947
AH3132	160 6.2992	150 5.906	103 4.055	M180X3	23132K	22232K	3.20 7.056
AH3134	170 6.6929	160 6.299	104 4.094	M190X3	23134K	22234K	3.50 7.718
AH3136	180 7.0866	170 6.693	116 4.567	M200X3	23136K	22236K	4.20 9.261
AH3138	190 7.4803	180 7.087	125 4.921	T210X4	23138K	22238K	4.90 10.805
AH3140	200 7.8740	190 7.480	134 5.276	T220X4	23140K	22240K	5.60 12.348
AH3144	220 8.6614	200 7.874	145 5.709	T240X4	23144K	22244K	10.40 22.932
AH3148	240 9.4488	220 8.661	154 6.063	T260X4	23148K	22248K	12.10 26.681
AH3152	260 10.2362	240 9.449	172 6.772	T290X4	23152K	22252K	16.20 35.721
AH3156	280 11.0236	260 10.236	175 6.890	T310X5	23156K	22256K	17.60 38.808
AH3160	300 11.8110	280 11.024	192 7.559	T330X5	23160K	22260K	21.00 46.305
AH3164	320 12.5984	300 11.811	209 8.228	T350X5	23164K	22264K	24.70 54.464
AH3168	340 13.3858	320 12.598	225 8.858	T370X5	23168K	22268K	29.00 63.945
AH3172	360 14.1732	260 10.236	175 6.890	T400X5	23172K	22272K	33.10 72.986
AH3176	380 14.9606	340 13.386	229 9.016	T420X5	23176K	22276K	35.80 78.939
AH3180	400 15.7480	360 14.173	232 9.134	T440X5	23180K	22280K	39.60 87.318
AH3184	420 16.5354	400 15.748	260 10.236	T460X5	23184K	22284K	46.80 103.194
AH3188	440 17.3228	420 16.535	270 10.630	T480X5	23188K	22288K	50.20 110.691
AH3192	460 18.1102	440 17.323	285 11.220	T510X6	23192K	22292K	57.80 127.449
AH3196	480 18.8976	460 18.110	295 11.614	T530X6	23196K	22296K	63.50 140.018
AH31/500	500 19.6850	480 18.898	313 12.323	T550X6	231/500K	222/500K	70.80 156.114



## AH32 Series

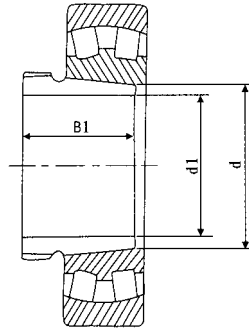
Type	Dimensions mm(in)				Compatible Bearing	Weight kg (lb)
	d	d <sub>1</sub>	B <sub>1</sub>	G	Roller Bearing	
AH3218	90 3.5433	85 3.346	63 2.480	M100X2	23218K	0.57 1.257
AH3219	95 3.7401	90 3.543	67 2.638	M105X2	23219K	
AH3220	100 3.9370	95 3.740	73 2.874	M110X2	23220K	0.77 1.698
AH3222	110 4.3307	105 4.134	82 3.228	M125X2	23222K	1.04 2.293
AH3224	120 4.7244	115 4.528	90 3.543	M135X2	23224K	1.30 2.867
AH3226	130 5.1181	125 4.921	98 3.858	M145X2	23226K	1.60 3.528
AH3228	140 5.5118	135 5.315	105 4.094	M155X3	23228K	1.90 4.190
AH3230	150 5.9055	145 5.709	114 4.488	M165X3	23230K	2.30 5.072
AH3232	160 6.2992	150 5.906	124 4.882	M180X3	23232K	4.09 9.018
AH3234	170 6.6929	160 6.299	134 5.276	M190X3	23234K	4.81 10.606
AH3236	180 7.0866	170 6.693	140 5.512	M200X3	23236K	5.31 11.709
AH3238	190 7.4803	180 7.087	145 5.709	T210X4	23238K	5.90 13.010
AH3240	200 7.8740	190 7.480	153 6.024	T220X4	23240K	6.67 14.707
AH3260	300 11.81102	280 11.024	228 8.976	T330X5	23260K	26.0 57.330
AH3264	320 12.5984	300 11.811	246 9.685	T350X5	23264K	30.6 67.473
AH3268	340 13.3858	320 12.598	264 10.394	T370X5	23268K	35.8 78.939
AH3272	360 14.1732	340 13.386	274 10.787	T400X5	23272K	41.6 91.728
AH3276	380 14.9606	360 14.173	284 11.181	T420X5	23276K	46.3 102.092
AH3280	400 15.7480	380 14.961	302 11.890	T440X5	23280K	52.5 115.763
AH3284	420 16.5354	400 15.748	321 12.638	T460X5	23284K	59.7 131.639
AH3288	440 17.3228	420 16.535	330 12.992	T480X5	23288K	64.8 142.884
AH3292	460 18.1102	440 17.323	349 13.740	T510X6	23292K	75.2 165.816
AH3296	480 18.8976	460 18.110	364 14.331	T530X6	23296K	83.1 183.236
AH32/500	500 19.6850	480 18.898	393 15.472	T550X6	232/500	94.7 208.814

# ADAPTER SLEEVES



## AH23 Series

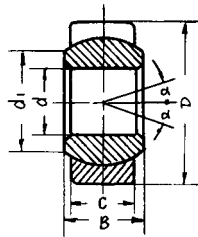
Type	Dimensions mm(in)				Compatible Bearing		Weight kg (lb)
	d	d <sub>1</sub>	B <sub>1</sub>	G	Ball Bearing	Roller Bearing	
AH2308	40 1.5748	35 1.378	40 1.575	M45X1.5	2308K	22308K	0.13 0.287
AH2309	45 1.7716	40 1.575	44 1.732	M50X1.5	2309K	22309K	0.16 0.353
AH2310	50 1.9685	45 1.772	50 1.969	M55X2	2310K	22310K	0.21 0.463
AH2311	55 2.1653	50 1.969	54 2.126	M60X2	2311K	22311K	0.25 0.551
AH2312	60 2.3622	55 2.165	58 2.283	M65X2	2312K	22312K	0.30 0.662
AH2313	65 2.5590	60 2.362	61 2.402	M75X2	2313K	22313K	0.36 0.794
AH2314	70 2.7559	65 2.559	64 2.520	M80X2	2314K	22314K	0.47 1.036
AH2315	75 2.9527	70 2.756	68 2.677	M85X2	2315K	22315K	0.53 1.169
AH2316	80 3.1496	75 2.953	71 2.795	M90X2	2316K	22316K	0.60 1.323
AH2317	85 3.3464	80 3.150	74 2.913	M95X2	2317K	22317K	0.67 1.477
AH2318	90 3.5433	85 3.346	79 3.110	M100X2	2318K	22318K	0.78 1.720
AH2319	95 3.7401	90 3.543	85 3.346	M105X2	2319K	22319K	0.89 1.962
AH2320	100 3.9370	95 3.740	90 3.543	M110X2	2320K	22320K	0.95 2.095
AH2322	110 4.3307	105 4.134	98 3.858	M125X2	2322K	22322K	1.35 2.977
AH2324	120 4.7244	115 4.528	105 4.134	M135X2	2324K	22324K	1.60 3.528
AH2326	130 5.1181	125 4.921	115 4.528	M145X2	2326K	22326K	2.00 4.410
AH2328	140 5.5118	135 5.315	125 4.921	M155X3	2328K	22328K	2.33 5.138
AH2330	150 5.9055	145 5.709	135 5.315	M165X3	2330K	22330K	2.80 6.174
AH2332	160 6.2992	150 5.906	140 5.512	M180X3	2332K	22332K	4.72 10.408
AH2334	170 6.6929	160 6.299	146 5.748	M190X3	2334K	22334K	5.30 11.687
AH2336	180 7.0866	170 6.693	154 6.063	M200X3	2336K	22336K	5.90 13.010
AH2338	190 7.4803	180 7.087	160 6.299	T210X4	2338K	22338K	6.50 14.333
AH2340	200 7.8740	190 7.480	170 6.693	T220X4	2340K	22340K	7.50 16.538
AH2344	220 8.6614	200 7.874	181 7.126	T240X4	2344K	22344K	13.40 29.547
AH2348	240 9.4488	220 8.661	189 7.441	T260X4	2348K	22348K	15.50 34.178
AH2352	260 10.2362	240 9.449	205 8.071	T290X4	2352K	22352K	20.00 44.100
AH2356	280 11.0236	260 10.236	212 8.346	T310X5	2356K	22356K	21.50 47.408



## AH30 Series

Type	Dimensions mm(in)				Compatible Bearing	Weight kg (lb)
	d	d <sub>1</sub>	B <sub>1</sub>	G	Roller Bearing	
AH3024	120 4.72441	115 4.528	60 2.362	M130X2	23024K	0.75 1.654
AH3026	130 5.11811	125 4.921	67 2.638	M140X2	23026K	0.93 2.051
AH3028	140 5.51181	135 5.315	68 2.677	M150X2	23028K	1.01 2.227
AH3030	150 5.90551	145 5.709	72 2.835	M160X3	23030K	1.15 2.536
AH3032	160 6.29921	150 5.906	77 3.031	M170X3	23032K	2.10 4.631
AH3034	170 6.69291	160 6.299	85 3.346	M180X3	23034K	2.50 5.513
AH3036	180 7.08661	170 6.693	92 3.622	M190X3	23036K	2.90 6.395
AH3038	190 7.48031	180 7.087	96 3.780	T205X4	23038K	3.50 7.497
AH3040	200 7.87402	190 7.480	102 4.016	T215X4	23040K	3.80 8.379
AH3044	220 8.66142	200 7.874	111 4.370	T235X4	23044K	7.40 16.317
AH3048	240 9.44882	220 8.661	116 4.567	T260X4	23048K	8.80 19.404
AH3052	260 10.23622	240 9.449	128 5.039	T280X4	23052K	10.70 23.594
AH3056	280 11.02362	260 10.236	131 5.157	T300X4	23056K	12.00 26.460
AH3060	300 11.81102	280 11.024	145 5.709	T320X5	23060K	14.40 31.752
AH3064	320 12.59843	300 11.811	149 5.866	T345X5	23064K	16.00 35.280
AH3068	340 13.38583	320 12.598	162 6.378	T365X5	23068K	19.50 42.998
AH3072	360 14.17323	340 13.386	167 6.575	T385X5	23072K	21.00 46.305
AH3076	380 14.96063	360 14.173	170 6.693	T410X5	23076K	23.50 51.818
AH3080	400 15.74803	380 14.961	183 7.205	T430X5	23080K	27.30 60.197
AH3084	420 16.53543	400 15.748	186 7.323	T450X5	23084K	29.00 63.945
AH3088	440 17.32283	420 16.535	194 7.638	T470X5	23088K	32.00 70.560
AH3092	460 18.11024	440 17.323	202 7.953	T490X5	23092K	35.20 77.616
AH3096	480 18.89764	460 18.110	205 8.071	T520X5	23096K	39.20 86.436
AH30/500	500 19.68504	480 18.898	209 8.228	T510X5	230/500K	42.50 93.713

**SPHERICAL PLAIN RADIAL BEARINGS WITH FITTING CRACK.  
TWO SEALS AND FITTING CRACK, FITTING GROOVE.**



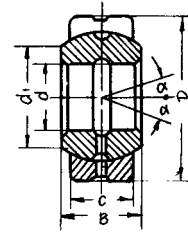
**GE...E  
GEG...E**

Equivalent SKF

GE...E

Equivalent INA

GE...DO  
GE...FO



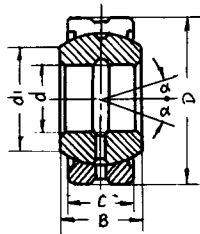
**GE...ES  
GEG...ES**

GE...ES  
GEH...ES

GE...DO  
GE...FO

SKF: GE...E/ES GE...ES-2RS INA: GE...DO GE...DO-2RS			Dimensions mm					Rating load		a *	Weight
			d	D	B	C	d <sub>1</sub> min.	Dynamic KN	Static KN		
GE4E			4	12	5	3	6	2	10	16	0.0033
GE5S			5	14	6	4	7	3,4	17	13	0.0038
GE6E			6	14	6	4	8	3,4	17	13	0.0042
GE8E			8	16	8	5	10	5,5	27	15	0.0075
GE10E			10	19	9	6	13	8,1	40	12	0,011
GE12E			12	22	10	7	15	10	54	10	0.015
GE15ES	GE15ES-2RS		15	26	12	9	18	17	85	8	0,027
GE17ES	GE17ES-2RS		17	30	14	10	20	21	106	10	0,041
GE20ES	GE20ES-2RS		20	35	16	12	24	30	146	9	0,066
GE25ES	GE25ES-2RS		25	42	20	16	29	48	240	7	0,119
GE30ES	GE30ES-2RS		30	47	22	18	34	62	310	6	0,153
GE35ES	GE35ES-2RS		35	55	25	20	39	80	400	6	0,233
GE40ES	GE40ES-2RS		40	62	28	22	45	100	500	7	0,306
GE45ES	GE45ES-2RS		45	68	32	25	50	127	640	7	0,427
GE50ES	GE50ES-2RS		50	75	35	28	55	156	780	6	0,546
GE60ES	GE60ES-2RS		60	90	44	36	66	245	1220	6	1,045
GE70ES	GE70ES-2RS		70	105	49	40	77	315	1560	6	1,55
GE80ES	GE80ES-2RS		80	120	55	45	88	400	2000	6	2,31
GE90ES	GE90ES-2RS		90	130	60	50	98	490	2450	5	2,75
GE100ES	GE100ES-2RS		100	150	70	55	109	610	3050	7	4,45
GE110ES	GE110ES-2RS		110	160	70	55	120	655	3250	6	4,82
GE120ES	GE120ES-2RS		120	180	85	70	130	950	4750	6	8,05
GE140ES	GE140ES-2RS		140	210	90	70	150	1080	5400	7	11,02
GE160ES	GE160ES-2RS		160	230	105	80	170	1370	6800	8	14,01
GE180ES	GE180ES-2RS	GE180DS	180	260	105	80	192	1530	7650	6	18,65
GE200ES	GE200ES-2RS	GE200DS	200	290	130	100	212	2120	10600	7	28,03
GE220ES	GE220ES-2RS	GE220DS	220	320	135	100	238	2320	11600	8	35,91
GE240ES	GE240ES-2RS	GE240DS	240	340	140	100	265	2.550	12700	8	39,91
GE260ES	GE260ES-2RS	GE260DS	260	370	150	110	285	3050	15300	7	51,84
GE280ES	GE280ES-2RS	GE280DS	280	400	155	120	310	3550	18000	6	65,36
GE300ES	GE300ES-2RS	GE300DS	300	430	165	120	330	3800	19000	7	78,07

**SPHERICAL PLAIN RADIAL BEARINGS WITH FITTING CRACK.  
TWO SEALS AND FITTING CRACK, FITTING GROOVE.**



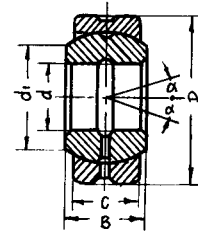
**GE...ES-2RS  
GEG...ES-2RS**

Equivalente SKF

GE...ES-2RS  
GEH...ES-2RS

Equivalente INA

GE...DO-2RS  
GE...FO-2RS

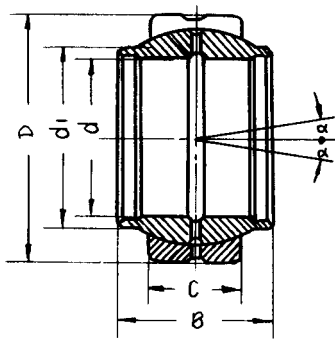


**GE...DS  
GEG...DS**

SKF: GEH...ES GEH...ES-2RS INA: GE...FO GE...FO-2RS			Dimensions mm					Rating load		a * @	Weight + kg
			d	D	B	C	d <sub>1</sub> min.	Dynamic KN	Static KN		
GEG4E			4	14	7	4	7	3,4	17	20	0.0045
GEG5E			5	16	9	5	8	5,5	27	21	0.0066
GEG6E			6	16	9	5	9	5,5	27	21	0.0081
GEG8E			8	19	11	6	11	8,1	40	21	0.014
GEG10E			10	22	12	7	13	10	54	18	0,021
GEG12E			12	26	15	9	16	17	85	18	0.033
GEG15ES	GEG15ES-2RS		15	30	16	10	19	21	106	16	0.049
GEG17ES	GEG17ES-2RS		17	35	20	12	21	30	146	19	0.083
GEG20ES	GEG20ES-2RS		20	42	25	16	24	48	240	17	0.153
GEG25ES	GEG25ES-2RS		25	47	28	18	29	62	310	17	0.203
GEG30ES	GEG30ES-2RS		30	55	32	20	34	80	400	17	0.304
GEG35ES	GEG35ES-2RS		35	62	35	22	39	100	500	16	0.408
GEG40ES	GEG40ES-2RS		40	68	40	25	44	127	640	17	0.542
GEG45ES	GEG45ES-2RS		45	75	43	28	50	156	780	15	0.713
GEG50ES	GEG50ES-2RS		50	90	56	36	57	245	1220	17	1.44
GEG60ES	GEG60ES-2RS		60	105	63	40	67	315	1560	17	1.60
GEG70ES	GEG70ES-2RS		70	120	70	45	77	400	2000	16	3.01
GEG80ES	GEG80ES-2RS		80	130	75	50	87	490	2450	14	3.64
GEG90ES	GEG90ES-2RS		90	150	85	55	98	610	3050	15	5.22
GEG100ES	GEG100ES-2RS		100	160	85	55	110	655	3250	14	6.05
GEG110ES	GEG110ES-2RS		110	180	100	70	122	950	4750	12	9.68
GEG120ES	GEG120ES-2RS		120	210	115	70	132	1080	5400	16	14.72
GEG140ES	GEG140ES-2RS		140	230	130	80	151	1370	6.800	16	19.01
GEG160ES	GEG160ES-2RS	GEG160DS	160	260	135	80	176	1530	7650	16	20.02
GEG180ES	GEG180ES-2RS	GEG180DS	180	290	155	100	196	2120	10600	14	32.21
GEG200ES	GEG200ES-2RS	GEG200DS	200	320	165	100	220	2320	11600	15	45.28
GEG220ES	GEG220ES-2RS	GEG220DS	220	340	175	100	243	2550	12700	16	51.12
GEG240ES	GEG240ES-2RS	GEG240DS	240	370	190	110	263	3050	15300	15	65.12
GEG260ES	GEG260ES-2RS	GEG260DS	260	400	205	120	285	3550	18000	15	82.44
GEG280ES	GEG280ES-2RS	GEG280DS	280	430	210	120	310	3800	19000	15	97.21

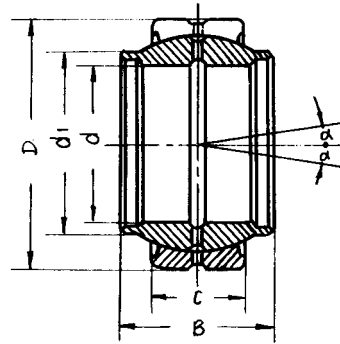


**SPHERICAL PLAIN RADIAL BEARINGS WITH FITTING CRACK.  
TWO SEALS AND FITTING CRACK, FITTING GROOVE.**



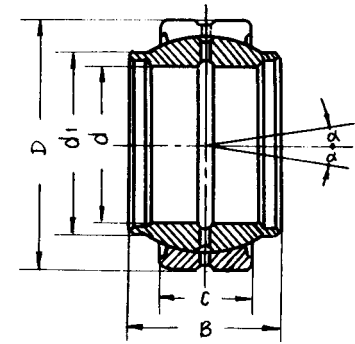
**GEEW...ES**

Equivalente SKF GEG...ES  
Equivalente INA GE...LO



**GEEW...ES-2RS**

-  
-



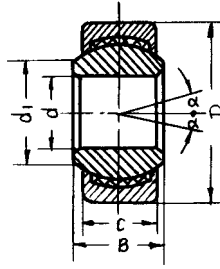
**GEEM...ES-2RS**

GEM...ES-2RS  
GE...HO-2RS

SKF: GEG...ES INA: GE...LO		Dimensions mm					Rating load		a * @	Weight + kg
		d	D	B	C	d <sub>1</sub> min.	Dynamic KN	Static KN		
GEEW12ES*	GEEW12ES-2RS*	12	22	12	7	15,5	10	54	4	0.022
GEEW15ES	GEEW15ES-2RS	15	26	15	9	18,5	17	85	5	0.031
GEEW16ES	GEEW16ES-2RS	16	28	16	9	20	17	85	4	0.035
GEEW17ES	GEEW17ES-2RS	17	30	17	10	21	21	106	7	0.044
GEEW20ES	GEEW20ES-2RS	20	35	20	12	25	30	146	4	0.071
GEEW25ES	GEEW25ES-2RS	25	42	25	16	30,5	48	240	4	0.131
GEEW30ES	GEEW30ES-2RS	30	47	30	18	34	62	310	4	0.168
GEEW32ES	GEEW32ES-2RS	32	52	32	18	37	62	310	4	0.182
GEEW35ES	GEEW35ES-2RS	35	55	35	20	40	80	400	4	0.253
GEEW40ES	GEEW40ES-2RS	40	62	40	22	46	100	500	4	0.338
GEEW45ES	GEEW45ES-2RS	45	68	45	25	52	127	640	4	0.481
GEEW50ES	GEEW50ES-2RS	50	75	50	28	57	156	780	4	0.558
GEEW60ES	GEEW60ES-2RS	60	90	60	36	68	245	1220	3	1.15
GEEW63ES	GEEW63ES-2RS	63	95	63	36	71,5	245	1220	4	1.23
GEEW70ES	GEEW70ES-2RS	70	105	70	40	78	315	1560	4	1.71
GEEW80ES	GEEW80ES-2RS	80	120	80	45	91	400	2000	4	2.39
GEEW100ES	GEEW100ES-2RS	100	150	100	55	113	610	3050	4	4.80
GEEW125ES	GEEW125ES-2RS	125	180	125	70	138	950	4750	4	8,50

\* Scanalatura e foro lubrificazione solo sull'anello esterno - Alubrication groove and holes in the outer ring only.

SKF: GEM...ES-2RS INA: GE...HO-2RS		Dimensions mm					Rating load		a * @	Weight + kg
		d	D	B	C	d <sub>1</sub> min.	Dynamic KN	Static KN		
GEEM20ES-2RS		20	35	24	12	24	30	146	6	0.073
GEEM25ES-2RS		25	42	29	16	29	48	240	4	0.13
GEEM30ES-2RS		30	47	30	18	34	62	310	4	0.17
GEEM35ES-2RS		35	55	35	20	40	80	400	4	0.25
GEEM40ES-2RS		40	62	38	22	45	100	500	4	0.35
GEEM45ES-2RS		45	68	40	25	52	127	640	4	0.49
GEEM50ES-2RS		50	75	43	28	57	156	780	4	0.60
GEEM60ES-2RS		60	90	54	36	68	245	1220	3	1.15
GEEM70ES-2RS		70	105	65	40	78	315	1560	4	1.65
GEEM80ES-2RS		80	120	74	45	90	400	2000	4	2.50



GE...C  
GEG...ET-2RS

Equivalente SKF

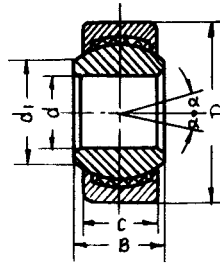
GE...C  
GEH...L-2RS

Equivalente INA

GE...UK  
GE...UK-2RS

SKF: GE...C INA: GE...UK	Dimensions mm					Rating load		a * @	Weight + kg
	d	D	B	C	d <sub>1</sub> min.	Dynamic KN	Static KN		
GE4C	4	12	5	3	6	2.1	5.4	16	0.0033
GE5C	5	14	6	4	7	3.6	9.1	13	0.0038
GE6C	6	14	6	4	8	3.6	9.1	13	0.0042
GE8C	8	16	8	5	10	5.8	14	15	0.0075
GE10C	10	19	9	6	13	8.6	21	12	0.011
GE12C	12	22	10	7	15	11	28	10	0.015
GE15C	15	26	12	9	18	18	45	8	0.027
GE17C	17	30	14	10	20	22	56	10	0.041
GE20C	20	35	16	12	24	31	78	9	0.066
GE25C	25	42	20	16	29	51	127	7	0.119
GE30C	30	47	22	18	34	65	166	6	0.163

SKF: GE...L-2RS INA: GE...UK-2RS	Dimensions mm					Rating load		a * @	Weight + kg
	d	D	B	C	d <sub>1</sub> min.	Dynamic KN	Static KN		
GE20ET-2RS	20	35	16	12	24	31	78	9	0.066
GE25ET-2RS	25	42	20	16	29	51	127	7	0.119
GE30ET-2RS	30	47	22	18	34	65	166	6	0.163
GE35ET-2RS	35	55	25	20	—	110	220	6	0.25
GE40ET-2RS	40	62	28	22	—	140	280	6	0.30
GE45ET-2RS	45	68	32	25	—	180	350	6	0.35
GE50ET-2RS	50	75	35	28	—	220	430	6	0.50
GE60ET-2RS	60	90	44	36	—	340	690	6	1.00
GE70ET-2RS	70	105	49	40	—	430	870	6	1.40
GE80ET-2RS	80	120	55	45	—	560	1140	6	2.00
GE90ET-2RS	90	130	60	50	—	690	1350	6	2.50
GE100ET-2RS	100	150	70	55	—	850	1700	6	4.00
GE110ET-2RS	110	160	70	55	—	900	1850	6	4.50
GE120ET-2RS	120	180	85	70	—	1300	2700	6	7.20
GE140ET-2RS	140	210	90	70	—	1500	3000	6	10.00



GE...C  
GEG...ET-2RS

Equivalent SKF

GE...C  
GEH...C-2RS

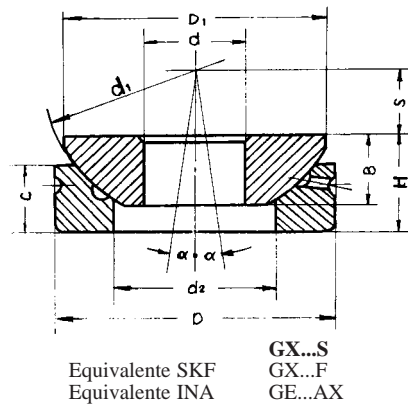
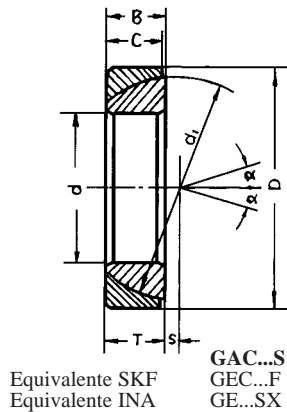
Equivalent INA

GE...FW  
GE...FW-2RS

SKF: GEH...C INA: GE...FW	Dimensions mm					Rating load		a * @	Weight + kg
	d	D	B	C	d <sub>1</sub> min.	Dynamic KN	Static KN		
GEG4C	4	14	7	4	7	3.6	9.1	20	0.0045
GEG5C	5	16	9	5	8	5.8	14	21	0.0066
GEG6C	6	16	9	5	9	5.8	14	21	0.0081
GEG8C	8	19	11	6	11	8.8	21	21	0.014
GEG10C	10	22	12	7	13	11	28	18	0.021
GEG12C	12	26	15	9	16	18	45	18	0.033
GEG15C	15	30	16	10	19	22	56	16	0.049
GEG17C	17	35	20	12	21	31	78	19	0.083
GEG20C	20	42	25	16	24	51	127	17	0.153
GEG25C	25	47	28	18	29	65	166	17	0.203
GEG30C	30	55	32	20	34	83	212	17	0.304

SKF: GEH...C-2RS INA: GE...FW-2RS	Dimensions mm					Rating load		a * @	Weight + kg
	d	D	B	C	d <sub>1</sub> min.	Dynamic KN	Static KN		
GEG30ET-2RS	30	55	32	20	—	110	220	17	0.30
GEG35ET-2RS	35	62	35	22	—	140	270	17	0.35
GEG40ET-2RS	40	68	40	25	—	180	350	15	0.50
GEG45ET-2RS	45	75	43	28	—	220	430	15	0.60
GEG50ET-2RS	50	90	56	36	—	340	680	15	1.40
GEG60ET-2RS	60	105	63	40	—	430	850	15	2.00
GEG70ET-2RS	70	120	70	45	—	550	1100	16	2.80
GEG80ET-2RS	80	130	75	50	—	680	1350	14	3.40
GEG90ET-2RS	90	150	85	55	—	850	1700	15	5.00
GEG100ET-2RS	100	160	85	55	—	900	1800	14	5.50
GEG110ET-2RS	110	180	100	70	—	1300	2700	12	9.00
GEG120ET-2RS	120	210	115	70	—	1500	3000	15	14.50
GEG140ET-2RS	140	230	130	80	—	1900	3500	15	18.20

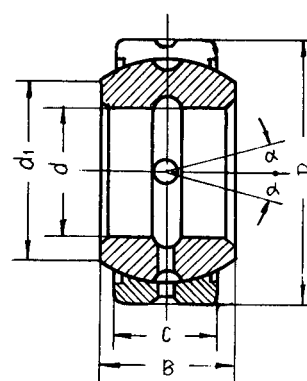
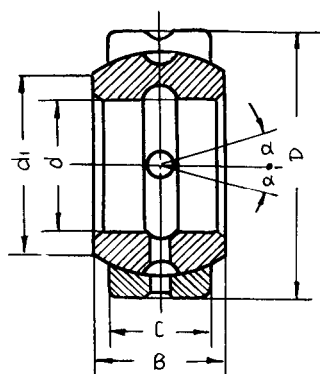
**ANGULAR CONTACT SPHERICAL PLAIN BEARINGS.  
SPHERICAL PLAIN THRUST BEARINGS.**



SKF: GEC...F INA: GE...SX	Dimensions mm							Rating load		a * @	Weight + kg
	d	D	B	C	T	d <sub>1</sub>	S	Dynamic KN	Static KN		
GAC25S	25	47	15	14	15	42	0.6	47.5	236	3.5	0.148
GAC30S	30	55	17	15	17	49.5	1.3	63	315	3	0.208
GAC35S	35	62	18	16	18	55.5	2.1	76.5	390	3	0.268
GAC40S	40	68	19	17	19	62	2.8	90	450	3	0.327
GAC45S	45	75	20	18	20	68.5	3.5	106	530	3	0.416
GAC50S	50	80	20	19	20	74	4.3	118	585	3	0.455
GAC60S	60	95	23	21	23	88.5	5.7	160	800	3	0.714
GAC70S	70	110	25	23	25	102	7.2	208	1040	2.5	1.04
GAC80S	80	125	29	25.5	29	115	8.6	250	1250	2.5	1.54
GAC90S	90	140	32	28	32	128.5	10.1	320	1600	2.5	2.09
GAC100S	100	150	32	31	32	141	11.6	345	1760	2	2.34
GAC110S	110	170	38	34	38	155	13	475	2360	2	3.68
GAC120S	120	180	38	37	38	168	14.5	510	2550	2	3.97

SKF: GX...F INA: GE...AX	Dimensions mm									Rating load		a * @	Weight + kg
	d	D	H	B	C	d <sub>1</sub>	d <sub>2</sub>	D <sub>1</sub>	S	Dynamic KN	Static KN		
GX10S	10	30	9.5	7.5	7	32	15.5	27.5	7	24	120	9	0.036
GX12S	12	35	13	9.5	9.3	38	18	32	8	32.5	163	8	0.072
GX15S	15	42	15	11	10.8	46	22.5	39	10	52	260	8	0.108
GX17S	17	47	16	11.8	11.2	52	27	43.5	11	58.5	300	10	0.137
GX20S	20	55	20	14.5	13.8	60	31	50	12.5	75	375	9	0.246
GX25S	25	62	22.5	16.5	16.7	68	34.5	58.5	14	129	640	7	0.415
GX30S	30	75	26	19	19	82	42	70	17.5	170	850	7	0.614
GX35S	35	90	28	22	20.7	98	50.5	84	2.2	260	1290	8	0.973
GX40S	40	105	32	27	21.5	114	59	97	24.5	375	1860	9	1.59
GX45S	45	120	36.5	31	25.5	128	67	110	27.5	490	2450	9	2.24
GX50S	50	130	42.5	33	30.5	139	70	120	30	655	3250	7	3.14
GX60S	60	150	45	37	34	160	84	140	35	735	3650	8	4.63
GX70S	70	160	50	42	36.5	176	94.5	153	35	800	4050	8	5.37
GX80S	80	180	50	43.5	38	197	107.5	172	42.5	1040	5200	8	6.91
GX100S	100	210	59	51	46	222	127	198	45	1200	6000	8	10.98
GX120S	120	230	64	53.5	50	250	145	220	52.5	1250	6200	6	13.97

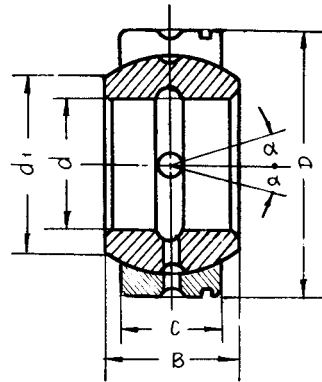
**SPHERICAL PLAIN RADIAL BEARING DIMENSION IN INCHES  
WITH FITTING CRACK TWO SEALS AND FITTING CRACK.**



**GEZ...ES**  
 Equivalente SKF      GEZ...ES  
 Equivalente INA      GE...ZO

**GEZ...ES-2RS**  
 GEZ...ES 2RS  
 GE...ZO 2RS

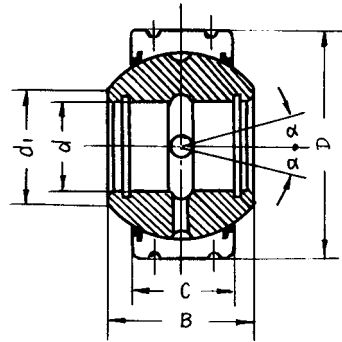
SKF: GEZ...ES GEZ...ES-2R INA: GE...ZO GE...ZO-2RS		Dimensions mm					Rating load		a * @	Weight + kg
		d	D	B	C	d <sub>1</sub> min.	Dynamic KN	Static KN		
GEZ12ES		12.7	22.225	11.1	9.525	14.1	13.7	41.5	6	0.022
GEZ15ES		15.875	26.988	13.894	11.913	18.3	22.0	65.5	6	0.036
GEZ19ES		19.05	31.75	16.662	14.275	21.8	31.5	95.0	6	0.053
GEZ22ES		22.225	36.513	19.431	16.662	25.4	4.25	127	6	0.085
GEZ25ES	GEZ25ES-2RS	25.4	41.275	22.225	19.05	27.6	56.0	166	6	0.121
GEZ31ES	GEZ31ES-2RS	31.75	50.8	27.762	23.8	36.0	86.5	260	6	0.232
GEZ34ES	GEZ34ES-2RS	34.925	55.563	30.15	26.187	38.6	102	310	6	0.351
GEZ38ES	GEZ38ES-2RS	38.1	61.913	33.325	28.575	41.2	125	375	6	0.422
GEZ44ES	GEZ44ES-2RS	44.45	71.438	38.887	33.325	50.7	170	510	6	0.641
GEZ50ES	GEZ50ES-2RS	50.8	80.963	44.45	38.1	57.9	224	670	6	0.932
GEZ57ES	GEZ57ES-2RS	57.15	90.488	50.013	42.85	64.9	280	850	6	1.33
GEZ63ES	GEZ63ES-2RS	63.5	100.013	55.55	47.625	73.3	355	1060	6	1.85
GEZ69ES	GEZ69ES-2RS	69.85	111.125	61.112	52.375	79.1	415	1250	6	2.42
GEZ76ES	GEZ76ES-2RS	76.2	120.65	66.675	57.15	86.8	500	1500	6	3.10
GEZ82ES	GEZ82ES-2RS	82.55	130.175	72.238	61.9	94.5	585	1760	6	3.82
GEZ88ES	GEZ88ES-2RS	88.9	139.7	77.775	66.675	101.6	680	2040	6	4.79
GEZ95ES	GEZ95ES-2RS	95.25	149.225	83.337	71.425	108.7	780	2360	6	5.78
GEZ101ES	GEZ101ES-2RS	101.6	158.75	88.9	76.2	115.8	900	2650	6	6.99
GEZ107ES	GEZ107ES-2RS	107.95	168.275	94.463	80.95	122.8	1000	3000	6	8.41
GEZ114ES	GEZ114ES-2RS	114.3	177.8	100.013	85.725	130.6	1120	3400	6	9.79
GEZ120ES	GEZ120ES-2RS	120.65	187.325	105.562	90.475	137.6	1250	3750	6	11.5
GEZ127ES	GEZ127ES-2RS	127	196.85	111.125	95.25	145.3	1400	4150	6	13.5
GEZ152ES	GEZ152ES-2RS	152.4	222.25	120.65	104.775	168.2	1730	5200	5	17.5



GE...XS-K

	Dimensions mm					Rating load		a * @	Weight + kg
	d	D	B	C	d <sub>1</sub> min.	Dynamic KN	Static KN		
GE12XS K	12	22	11	9	14	12.9	39.2	7	0.019
GE15XS K	15	26	13	11	17.5	19.5	57.8	6	0.028
GE20XS K	20	32	16	14	23	31.3	94.8	4	0.053
GE22XS K	22	37	19	16	25.5	40.3	122	6	0.085
GE25XS K	25	42	21	18	29	51.1	155	5	0.116
GE30XS K	30	50	27	23	36	81.2	248	6	0.225
GE35XS K	35	55	30	26	40	103	314	5	0.302
GE40XS K	40	62	33	28	44	122	370	6	0.375
GE45XS K	45	72	36	31	50.5	152	461	5	0.598
GE50XS K	50	80	42	36	58.5	225	622	5	0.869
GE55XS K	55	90	47	40	64.5	253	768	6	1.26
GE60XS K	60	100	53	45	72.5	321	980	6	1.72
GE65XS K	65	105	55	47	76	350	1060	5	2.05
GE70XS K	70	110	58	50	81.5	396	1220	5	2.23
GE75XS K	75	120	64	55	89.5	478	1450	5	3.01
GE80XS K	80	130	70	60	97.5	571	1730	5	3.98
GE85XS K	85	135	74	63	100.5	624	1890	6	4.31
GE90XS K	90	140	76	65	105.5	670	2030	5	4.72
GE95XS K	95	150	82	70	113.5	776	2350	5	6.05
GE100XS K	100	160	88	75	121.5	891	2700	5	7.43
GE110XS K	110	170	93	80	130	1010	3070	5	8.54
GE115XS K	115	180	98	85	132.5	1110	3370	5	10.3
GE120XS K	120	190	105	90	140	1250	3780	6	12.4
GE130XS K	130	200	110	95	148.5	1390	4220	5	13.8
GE150XS K	150	220	120	105	166	1710	5170	5	17.1

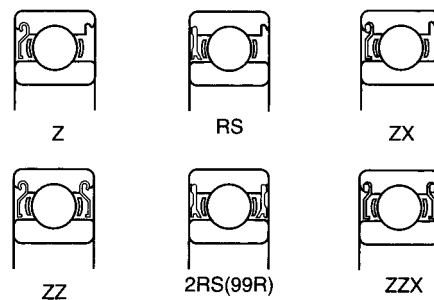
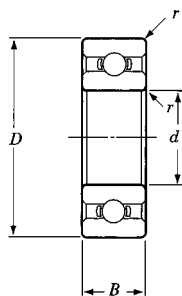
**SPHERICAL PLAIN RADIAL BEARINGS WITH TWO SEALS AND TWO-PIECE.**



**GEK...XS-2RS**

	Dimensions mm					Rating load		a * @	Weight + kg
	d	D	B	C	d <sub>1</sub> min.	Dynamic KN	Static KN		
<b>GEK25XS-2RS</b>	25	68	40	28	30	117	590	19	0.516
<b>GEK30XS-2RS</b>	30	70	47	32	37.3	163	813	19	0.785
<b>GEK35XS-2RS</b>	35	80	54	38	44.5	226	1130	17	1.23
<b>GEK40XS-2RS</b>	40	90	64	44	48	298	1490	19	1.83
<b>GEK45XS-2RS</b>	45	100	72	52	54	398	1990	17	2.56
<b>GEK50XS-2RS</b>	50	110	80	58	60	493	2450	17	3.43
<b>GEK55XS-2RS</b>	55	125	90	64	63.2	598	2990	' 19	5.02
<b>GEK60XS-2RS</b>	60	135	98	72	69.3	732	3660	17	6.43

# Bearing Specifications



## INCH RLS & RMS SERIES

GEK...XS-2RS

Bearing No.	Bore		Outer Diameter		Width				Radius		Load Rating (KN)		Weight (kg)
	<i>d</i>		<i>D</i>		<i>B</i>				<i>r</i>		Dynamic Cr	Static Cor	
	mm	inch	mm	inch	Open		Sealed		min				
RLS4	12.700	.500	33.338	1.313	9.525	.375	0.8	.031	0.8	.031	6.25	2.80	0.041
RLS5	15.875	.625	39.688	1.563	11.113	.438	0.8	.031	0.8	.031	9.75	4.90	0.068
RLS6	19.050	.750	47.625	1.875	14.288	.563	1.6	.063	1.6	.063	13.10	6.80	0.113
RLS7	22.225	.875	50.800	2.000	14.288	.563	1.6	.063	1.6	.063	14.20	7.85	0.122
RLS8	25.400	1.000	57.150	2.250	15.875	.625	1.6	.063	1.6	.063	18.20	9.85	0.177
RLS9	28.575	1.125	63.500	2.500	15.875	.625	1.6	.063	1.6	.063	19.80	11.50	0.277
RLS 10	31.750	1.250	69.850	2.750	17.463	.688	1.6	.063	1.6	.063	19.90	11.90	0.300
RLS 11	34.925	1.375	76.200	3.000	17.463	.688	1.6	.063	1.6	.063	21.30	13.60	0.350
RLS 12	38.100	1.500	82.550	3.250	19.050	.750	1.6	.063	2.4	.094	29.70	18.20	0.450
RLS 13	41.275	1.625	88.900	3.500	19.050	.750	1.6	.063	2.4	.094	33.30	20.70	0.520
RMS4	12.700	.500	41.275	1.625	15.875	.625	1.6	.063	1.6	.063	9.65	4.50	0.104
RMS5	15.875	.625	46.038	1.813	15.875	.625	1.6	.063	1.6	.063	11.80	5.65	0.122
RMS6	19.050	.750	50.800	2.000	17.462	.688	1.6	.063	1.6	.063	14.10	6.95	0.163
RMS7	22.225	.875	57.150	2.250	17.462	.688	1.6	.063	2.4	.094	18.95	9.55	0.204
RMS8	25.400	1.000	63.500	2.500	19.050	.750	1.6	.063	2.4	.094	21.00	11.50	0.258
RMS9	28.575	1.125	71.438	2.813	20.638	.813	1.6	.063	2.4	.094	27.20	15.30	0.390
RMS 10	31.750	1.250	79.375	3.125	22.225	.875	1.6	.063	2.4	.094	30.60	17.50	0.470

Any combination of closures is available.



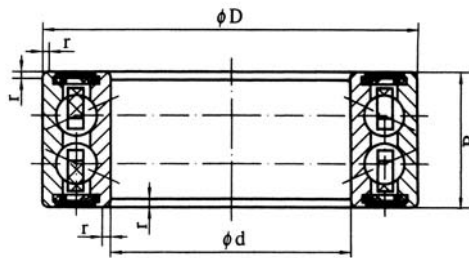
## *Bearing Specifications*



### **CLUTCH RELEASE BEARINGS**

Main Dimensons (mm)			Bearing No.					Weight (kg)	Car Type
d	D	H	KOYO	NSK	NTN	NACHI	SKF		
28.2	51.5	16.0	28TAG12	28TAG12	28TAG12			0.135	MITSUBISH
33.0	60.0	17.0	RCT3360A	33TKDO3U3UN3	SF0743/2E	33TRBC4SB	VKC3503/35	0.160	TOYOTA
33.0	65.5	24.5	RCT338SA1	50TKE3301	FCR54-1/ZE	50SCRN31P	VKC3556	0.420	
35.0	57.0	14.0	CT35S	35TMK29B	SF0721/2E	35TRK-1	VKC3509	0.150	MITSUBISH
37.0	66.6	20.7		48TKA3214		28TAG12			ISUZU
38.1	67.0	16.4	RCT38SL1	24TK308B	SFO816	BC12S4SB	VKC3505	0.184	ISUZU
40.0	63.5	16.0	RCT4064SL1	TK40-14AU3	SF0815/4F	40TRK39-4SB	VKC3506	0.153	TOYOTA
40.0	67.0	19.8	RCT4067A2RS	40TKD07	SF0859	40TRBC07-27SB	VKC3501/35	0.230	TOYOTA
45.0	73.5	16.0	RCT45-1S	45TKD02	SF0914/4E	45TMK-1	VKC3511	0.212	
45.0	74.0	17.4	CT45-1S	TK45-4U3	45TMK804X	45TMK-1A		0.23	NISSAN/MAZAD
45.0	74.0	18.0	RCT45-1S	TK40-4B45TKD02	SF0914/4E	45TMK-1	VKC3511	0.212	ISUZU
45.0	74.5	19.0	RCT4075-1S	TK40-4AU3	SF0820	40TRK-1	VKC3500	0.282	NISSAN
45.0	77.0	19.0	45TNK20	45TNK20	45TNK20	45TNK20			
52.4	92.0	26.2	RCT-52-5			052TRBC09-7		0.520	TOYOTA
52.4	95.6	20.0	CT52A-1	TK52Z-1B	52TMK804	BC11S2	VKC3575	0.528	NISSAN TOYOTA
55.0	87.5	19.5	CT55BL1	TK55-1A1U3	55TMK804/4F	55TMK84		0.370	ISUZU
60.0	89.0	22.0	60TMK20	60TMK20	60TMK20	65TMK20		0.450	MITSUBISH
65.0	101.8	22.0	65TNK20	65TNK20	65TNK20	65TNK20	VKC3527	0.500	NISSAN
70.0	116.5	27.0	CT70B	TK70-1A1U3	SF1412	70TNK-1	VKC3541	0.920	HINO

*Any combination of closures is available.*

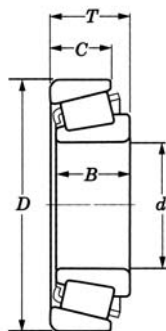


**AUTOMOTIVE AIR CONDITIONER BEARINGS**

Bearing No	dimension (mm)			Applications
	d	D	B	
30BD4718	30	47	18	ISUZU/MAZAD
30BD4722	30	47	22	TOYOTA
30BD5220	30	52	20	
30BD5222	30	52	22	TOYOTA/FORD/HONDA
30BD5523	30	55	23	FORD
30BD6227	30	62	27	CHRYSLER
32BD4718	32	47	18	ISUZU
32BD5218	32	52	18	BENZ
32BD5523	32	55	23	MAZDA/MITSUBISHI CHINA XIALI
35BD5020	35	50	20	mitsubishi
35BD5220	35	52	20	
35BD5222	35	52	22	
35BD5223	35	52	23	TOYOTA/AUDI/FIAT
35BD5520	35	55	20	TOYOTA/NISSAN
38BD5417	38	54	17	SUZUKI
38BD6224	38	62	24	
40BD5417	40	54	17	ISUZU
40BD5524	40	55	24	
40BD5720	40	57	20	AUDI
40BD5724	40	57	24	MITSUBISHI
40BD6220.625	40	62	20.625	GM
40BD6224	40	62	24	CHRYSLER/MAZDA
40BD6624	40	66	24	

*Any combination of closures is available.*

# *Taper Roller Bearings*



## **SINGLE ROW TAPER ROLLER BEARINGS, INCH SIZES**

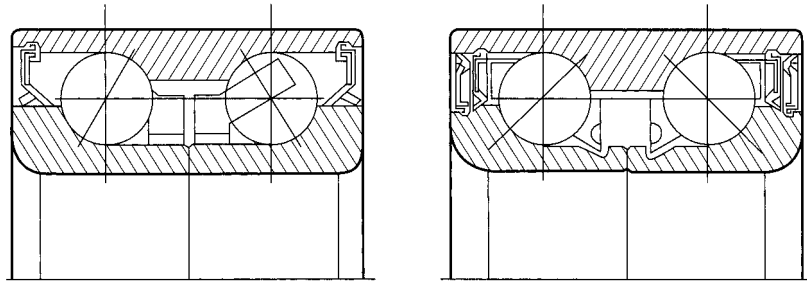
Bearings No		Main Dimensions (mm)					Weight (kg)
CONE	CUP	d	D	T	B	C	
LM11749	LM11710	17.462	39.878	13.843	14.605	10.668	0.083
LM11949	LM11910	19.050	45.237	15.494	16.637	12.065	0.128
MI 2649	M12610	21.430	50.005	17.526	18.288	13.970	0.172
LM 12749	LM12710	21.986	45.237	15.494	16.637	12.065	0.116
LM 12749	LM12711	21.986	45.974	15.494	16.637	12.065	0.121
L44643	L44610	25.400	50.292	14.224	14.732	10.668	0.126
L44649	L44610	26.988	50.292	14.224	14.732	10.668	0.119
L45449	L45410	29.000	50.292	14.224	14.732	10.668	0.113
LM67048	LM67010	31.750	59.131	15.875	16.764	11.811	0.168
M88048	M88010	33.338	68.262	22.225			0.378
LM48548	LM48510	34.925	65.088	18.034	18.288	13.970	0.257
L68149	L68110	34.988	59.131	15.875	16.764	11.938	0.17
JL69349	JL69310	34.988	59.974	15.875	16.764	11.938	0.178
LM501349	LM501310	41.275	73.431	19.558	19.812	14.732	0.325

**SINGLE ROW TAPER ROLLER BEARINGS, METRIC SIZES**

Bearings No	Main Dimensions (mm)					Weight (kg)
	d	D	T	B	C	
30203	17	40	13.25	12	11.0	0.079
30204	20	47	15.25	14	12.0	0.120
30205	25	52	16.25	15	13.0	0.150
30206	30	62	17.25	16	14.0	0.232
30207	35	72	18.25	17	15.0	0.320
30208	40	80	19.75	18	16.0	0.420
30209	45	85	20.75	19	16.0	0.474
30210	50	90	21.75	20	17.0	0.540
30211	55	100	22.75	21	18.0	0.713
30212	60	110	23.75	22	19.0	0.905
30302	15	42	14.25	13	11.0	0.095
30303	17	47	15.25	14	12.0	0.130
30304	20	52	16.25	15	13.0	0.170
30305	25	62	18.25	17	15.0	0.260
30306	30	72	20.75	19	16.0	0.393
30307	35	80	22.75	21	18.0	0.515
30308	40	90	25.25	23	20.0	0.720
30309	45	100	27.25	25	22.0	1.120
30310	50	110	29.25	27	23.0	1.265
32004	20	42	15.00	15	12.0	0.097
32005	25	47	15.00	15	11.5	0.123
32006	30	55	17.00	17	13.0	0.169
32007	35	62	18.00	18	14.0	0.222
32008	40	68	19.00	19	14.5	0.268
32009	45	75	20.00	20	15.5	0.333
32010	50	80	20.00	20	15.5	0.371
32011	55	90	23.00	23	17.5	0.551
32012	60	95	23.00	23	17.5	0.584
32013	65	100	23.00	23	17.5	0.620
32014	70	110	25.00	25	19.0	0.839
32015	75	115	25.00	25	19.0	0.875
32303	17	47	20.25	19	16.0	0.175
32304	25	52	22.25	21	16.0	0.230
32305	25	62	25.25	24	20.0	0.368
32306	30	72	28.75	27	23.0	0.560
32307	35	80	32.75	31	25.0	0.763
32308	40	90	35.25	33	27.0	1.036
32309	45	100	38.25	36	30.0	1.408
32310	50	110	42.25	40	33.0	1.915
32205	25	52	19.25	18	16.0	0.187
32206	30	62	21.25	20	17.0	0.292
32207	35	72	24.25	23	19.0	0.448
32208	40	80	24.75	23	19.0	0.525
32209	45	85	24.75	23	19.0	0.615
32210	50	90	24.75	23	19.0	0.634

## Wheel Bearings

Our company's DAC series auto wheel bearings are double row angular contact ball bearings incorporating with one integral outer ring and two separate inner rings, which are available either with seals or without seals.



### **A** PPROPRIATE INTERNAL AXIAL CLEARANCE

Since the bearing is designed to have the appropriate internal axial clearance, there is no need for pre-load adjustment (dimensional adjustment for spacers), which is necessary for singly row bearing assembly.

### **G** REASING

An appropriate amount of high-grade grease (excellent for heat 130°C and water resistant) is injected in the bearings.

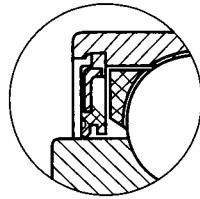
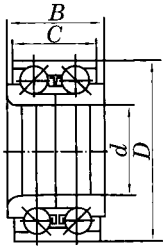
### **S** UPERIOR SEALING

Sealed type bearings are mud-proof, dust-proof, and leakproof (grease), thereby shaft seals are unnecessary to use further.

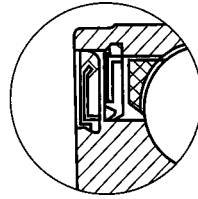
### **U** PGRADING RELIABILITY

High refined bearing steel can be used for the bearing to extend its service life.

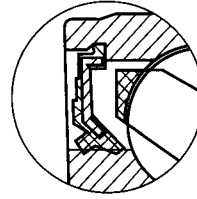
## Double Row Angular Contact Ball Bearing



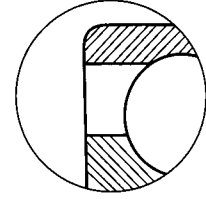
Seal type A



Seal type B



Seal type C



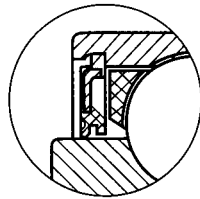
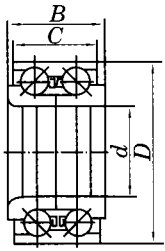
Seal type D

Bearings No	Main Dimensions (mm)				Weight (kg)	Seal	Remarks	Use in automotive type
	d	D	T	B				
DAC255200206	25	52	20.6	20.6	0.19	A		Fiat, Seat
DAC25520137	25	52	37	37	0.31	C		Renault, Peugeot, Citroen
DAC27600050	27	60	50	50	0.56	C	&	Nissan
DAC285 80042	28	58	42	42	0.47	C	&	Changhe SK410
DAC28610042	28	61	42	42	0.56	D	&	Toyota
DAC30600037	30	60	37	37	0.42	C		Fiat, Lada, Lancia, Seat, Volvo
DAC30600337	30	60	37	37	0.42	C		Fiat, Lada, Lancia, Seat, Volvo
DAC30640042	30	64	42	42	0.49	C	&	
DAC30650021	30	65	21	21	0.27	A		Fiat, Seat, Polski
DAC34620037	34	62	37	37	0.41	C		Audi, Volkswagen, Chrysler
DAC34640034	34	64	34	34	0.38	D	&	
DAC34640037	34	64	37	37	0.43	B	& ▲	Lada, Opel, Volkswagen, Bedford
DAC34660037	34	66	37	37	0.50	C	& ▲	Opel, Vauxhall, Accord
DAC35640037	35	64	37	37	0.41	B	& ▲	"Xia Li" TJ7300, Daihatsu
DAC35650035	35	65	35	35	0.40	C	&	Renault
DAC35660032	35	66	32	32	0.42	C	&	Citroen
DAC35660033	35	66	33	33	0.43	C	&	Fiat
DAC35660037	35	66	37	37	0.48	C	&	Volkswagen
DAC35680037	35	68	37	37	0.52	C		Fiat, Lancia, Seat, Volvo, Zastava
DAC35680233/30	35	68.02	33	30	0.47	D	&	Nissan
DAC35720228	35	72.02	28	28	0.49	D	&	Citroen, Peugeot
DAC35720033	35	72	33	33	0.58	C	&	Citroen, Peugeot
DAC35720034	35	72	34	34	0.58	A.D		Honda
DAC35720434	35	72.04	34	34	0.58	A.D		Honda
DAC35720233/31	35	72.02	33	31	0.56	D	&	Toyota, Nissan
DAC35720433	35	72.04	33	33	0.58	C	&	Fiat, Lancia
DAC36680033	36	68	33	33	0.48	D	&	Suzuki
DAC36720534	36	72.05	34	34	0.58	D	&	Chrysler, Honda
DAC37720037	37	72	37	37	0.59	C	& ▲	Fiat, Ford, Lancia, Renault, Chrysler
DAC37720237	37	72.02	37	37	0.59	C	& ▲	Reno
DAC37720437	37	72.04	37	37	0.59	C	& ▲	Alfa Romeo, Fiat, Lancia, Chrysler, Renault
DAC37740045	37	74	45	45	0.79	C	&	BMW, Opel, Ford
DAC38700038	38	70	38	38	0.55	B	&	"Xia Li" 7100 Charde, Charde, Daihatsu
DAC38710233/30	38	71.02	33	30	0.49	D	&	Toyota
DAC38720236/33	38	72.02	36	33	0.54	D	&	Honda, Rover
DAC38720040	38	72	40	40	0.63	B	&	Honda

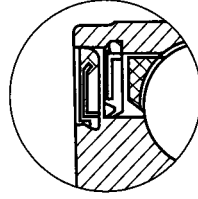
Any combination of closures is available.

& the inner ring is locked ▲ the outer ring have a lead ladder

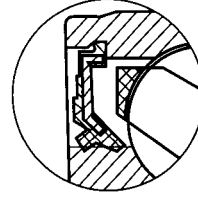
## Double Row Angular Contact Ball Bearing



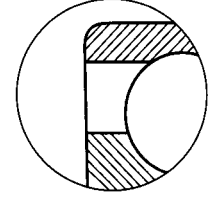
Seal type A



Seal type B



Seal type C



Seal type D

Bearings No KBS	Main Dimensions (mm)				Weight (kg)	Seal	Remarks	Use in automotive type
	d	D	T	B				
DAC38730040	38	73	40	40	0.67	B	&	Honda
DAC38740236/33	38	74.02	36	33	0.60	D	&	Toyota
DAC39680037	39	68	37	37	0.48	B	& ▲	Volkswagen, Ford, Audi, Santana
DAC39720037	39	72	37	37	0.56	B	& ▲	BMW, Opel, Ford, Bedford, Vauxhall
DAC39720637	39	72.06	37	37	0.56	B	& ▲	BMW, Opel, Ford, Bedford, Vauxhall
DAC39740039	39	74	39	39	0.66	C	& ▲	Opel, Vauxhall
DAC40720037	40	72	37	37	0.55	C	& ▲	Volkswagen, Seat
DAC40740036/34	40	74	36	34	0.58	D	&	Malaysia
DAC40750037	40	75	37	37	0.62	C		Ford
DAC39/41750037	39/41	75	37	37	0.62	C		Audi
DAC40760033/28	40	76	33	28	0.54	A	&	Chrysler, Volkswagen, Rover
DAC40800036/34	40	80	36	34	0.74	D	&	GM, Mitsubishi
DAC40740040	40	74	40	40	0.66	C	& ▲	Mazda, Kia, Skoda, VW
DAC40760041/38	40	76	41	38	0.69	A	&	Honda, Rover
DAC42750037	42	75	37	37	0.59	C		Ford
DAC42760039	42	76	39	39	0.62	A	&	Chrysler
DAC42760040/37	42	76	40	37	0.64	A	&	Chrysler
DAC42800342	42	80.03	42	42	0.81	C	&	BWM, Chrysler
DAC42820036	42	82	36	36	0.77	C	&	Citroen, Peugeot, GM
DAC42820037	42	82	37	37	0.79	c	&	Audi
DAC42840036	42	84	36	36	0.85	-		Peugeot, Simca, Talboot, "Peugeot505"
DAC42800045	42	80	45	45	0.86	B	&	Mazda
DAC43/45 820037	43/45	82	37	37	0.76	C	&	Audi
DAC43790041/38	43	79	41	38	0.77	B		Honda, Rover
DAC43800050/45	43	80	50	45	0.81	D	&	Toyota
DAC43820045	43	82	45	45	0.94	B		Toyota
DAC45840039	45	84	39	39	0.85	C	&	Citroen, Mercedes, Peugeot, Volvo
DAC45850023	45	85	23	23	0.54	D		Ford, Citroen, Fiat
DAC458500302	45	85	30.2	30.2	0.63	A	&	Ford
DAC45850041	45	85	41	41	0.89	C	&	BWM
DAC49880046	49	88	46	46	1.05	C	&	Mercedes-Benz
DAC50900034	50	90	34	34	0.82	A	&	Lancia

Any combination of closures is available.

& the inner ring is locked ▲ the outer ring have a lead ladder

## Wheel Bearing Corversion List

KBS	KOYO	BREDA	FAG	SKF	IRB	SNR	BCA
DAC255200206				617546A	IR-8032		
DAC25520037		C517	546467	44539AA BT2B445539CC	IR-2220	FC12025 S07 FC12025S09	
DAC27600050	NSK27BWD01ASA48			VKBA1364	IR-8653		513071
DAC28580042	DAC2858W		28BW 03A(NSK)	VKBA1979			
DAC28610042	DAC286142AW		574793	VKBA1345	IR-8549	NSK28BWD01ACA60	
DAC30600037	DAC3060372RS			BA2B633313C			513116
DAC30600337	DAC3060W	C171	529891AB 545312	BA2B633313C 418780	IR-8040	GB10790S05	B-81
DAC30640042	DAC3064W2RKBCS28			34BD03ACA78-NSK		DE0776CS46-NTN	
DAC30650021				522372/543909	BB1B63074/C4,614593		
DAC34620037		C300	531910 561447	309724 BAHB311316B	IR-8051		
DAC34640034	DAC3464D						
DAC34640037	DAC3464G1 NSK34BWD04BCA70	C490	532066DE 540466B	309726DA	IR-8041	GB10884	B-35
DAC34660037			580400CA	636114A	IR-8622		
DAC35640037	DAC3564A-1						510014
DAC35650035	DAC356WCS30	C559	546238A	BT2B 445620B	IR-8042	GB12004	
				443952		FC 12033 S03	
DAC35660032		C389		445980A	IR-8091		
DAC35660033		C199		BAHB 633676	IR-8089	GB 12306 SO1	
DAC35660037		C630	546238/544307	BAHB311309	IR-8065	GB12136	513021/FW107
DAC35680037	DAC3568A2RS	C172	567918B 541153A 430042C	BAHB 633538F BAHB 633295B 633976	8611 IR-8026	GB10840S02	B-33
DAC35680233/30	DAC3568W-6C981			VKBA1342	NSK35BWD07CA141		
DAC35720228		C392	544033	BA2B441832AB	IR-8028	GB 10679	
DAC35720033		C511	548083	BA2B 446762B BA2B 445535AE	IR-805	GB12094S05	
DAC35720233/31	DAC357233B-1W			VKBA1343	35BD06ACA111 NSK		
DAC35720034	DAC3557234A		540763	35BWD01CCA-38-NSK		DE0763CS46PXI	B-36
DAC35720433		C200		BAHB 633669	IR-8094	GB 12862	
DAC35720434					8524		
DAC36680033	DAC3668AWCS36			VKBA3714	NSK36BWD04CA59		
DAC36720534	DAC367234A			VKBA1372	NSK36BW01BCA60		B-32
DAC37720037			562398AA	BA2B633028CB	IR-8066	GB12258	GB12807S03
DAC37720237		C557	527631	BA2B 633023CB		GB 12258	
DAC37720437		C185	562398A	633531B	IR-8088	GB12131 S03	
DAC37740045			541521C	309946AC	IR-8513		
					IR-8049		
DAC38700038	DAC3870BW			686908A	NSK38BWD21CA53		510012
DAC38710233/30	DAC3871W-2						
DAC38720236/33	DAC3872W-3			VKBA1911	NSK38BWD12CA145		510007
DAC38720040	DAC3872W-10			VKBA1377			
DAC38730040	DAC3873-12R5CS53				NTNDE08A48		
DAC38740036/33			574795	VKBA1340	NSK38BWD01A1ACA147		514002



## Wheel Bearing Corversion List

KBS	KOYO	BREDA	FAG	SKF	IRB	SNR	BCA
DAC38740236/33	DAC3874W-6		574795	VKBA1340	8550		
	NTN DE0892		559192		IR-8651		
DAC39680037		C302	540733 528810 439622C	BA2B 309692 BA2B 309396 309791 311315 BD	IR-8052 IR-8111		B-38
DAC39720037	DAC3972AW4	C491	542186A	BA2B309639 BAHB 311396B	IR-8085	GB 12776	B-83
DAC39720637			542186CA				
DAC39740039		C488	579557	BAHB 636096A	IR-8603		
DAC40720037		C632	566719	BAHB311443B	IR-8095	GB 12320S02	FW130
DAC40740036/34	DAC4074CWCS73			VKBA3309	NSK40BWD16CA103		
DAC40740040	DAC407440		801136	BAHB636060B			
DAC40760041/38	DAC4076412RS			VKBA1374	NSK40BWD05CA60		
DAC40750037		C386		BAHB 633966E	IR-8593		
DAC39/41750037		C306	5674471B	BAHB633815A	IR-8530	GB 12399 S01	
DAC40760033/28			539166AB	474743	IR-8110		B39
DAC40800036/34	DAC4080M1CS68			VKBA1970	NSK40BWD07CA85		513036
DAC42750037	DAC4275BW2RS	C034	533953 545495D 521771 633196	BA2B 633457 BAHB311424A 309245 603694A	IR-8061 IR-8509	GB12010	513102 513112 513106
DAC42760039							513058
DAC42760040/37	DAC427640 2RSF		547059A 909042	BA2B 309796BA	IR-8112		513006 B-42
DAC42800342	DAC4280B 2RS	C540	527243C	BA2B 309609AD 305988	8515		513154
DAC42820036		C401	561481/588226	BA2B 446047	IR-8086/8642	GB 12163 S04	513073
DAC42820037		C305	565636	BAHB311413A	IR-8090	GB 12269	
DAC42840036		C512	564727	BA2B 444090AB	IR-8039	GB 10857 S02	513151
DAC42840039		C558	5433598	440090	IR-8101	GB 10702 S02	
DAC43/45820037		C307	567519A	BAHB 633814A BAH0011A	IR-8506		
DAC43790041/38	DAC4379-WCS64			VKBA3461	NSK43BWD08CA103		
DAC45800050/45		C639	564725AB				
DAC43820045	DAC4382ZW-3						
DAC45840039	DAC48439BW	C657	547103E	BAHB 309797C BAHB 633809AC	8572 8529	GB 40264 S01 GB 12398 S02	513130
DAC45850023							
DAC458500302					IR-8597		
DAC4850041		C384	580191				
DAC49880046		C467	572506E	VKBA3400		GB40279	
DAC5090034				633007C			