

MANISCOPIC

■ MRT 1840 EASY

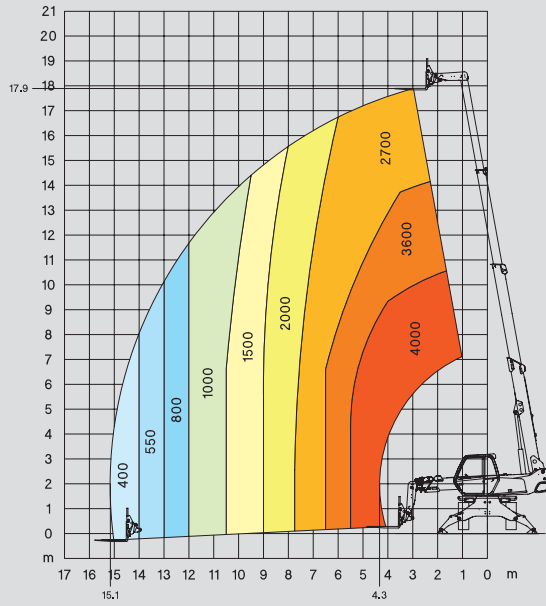


- Lift height: 17,90 m
- Max. reach: 15,10 m
- Engine: 101 HP - 74,5 kW
- 4 wheel drive - 4 wheel steer
- Hydrostatic transmission

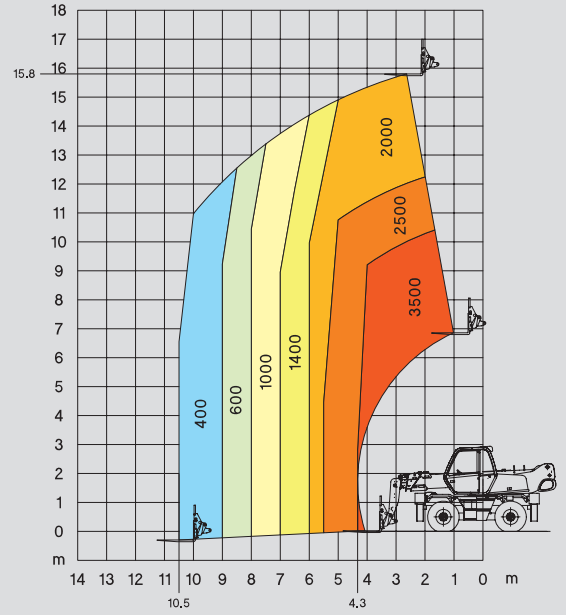
 **MANITOU**

MRT 1840 EASY

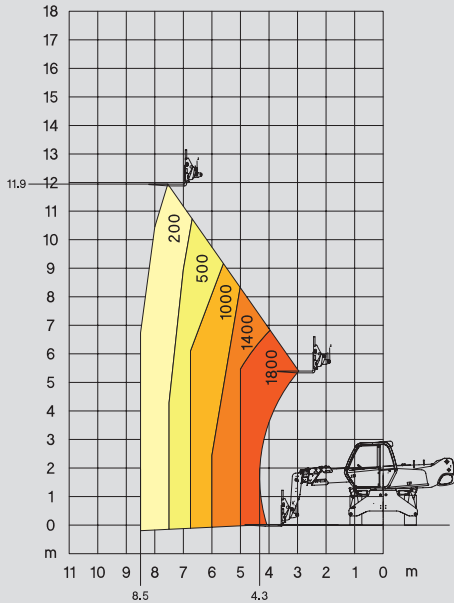
ROTATION ON STABILISERS WITH FORKS



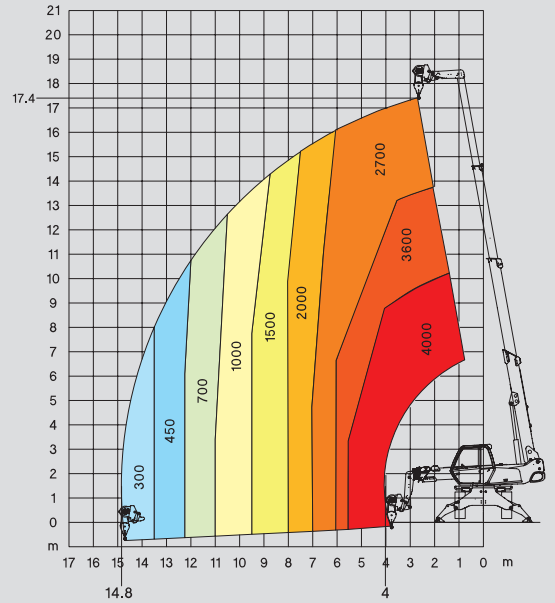
FRONTAL POSITION ON WHEELS WITH FORKS



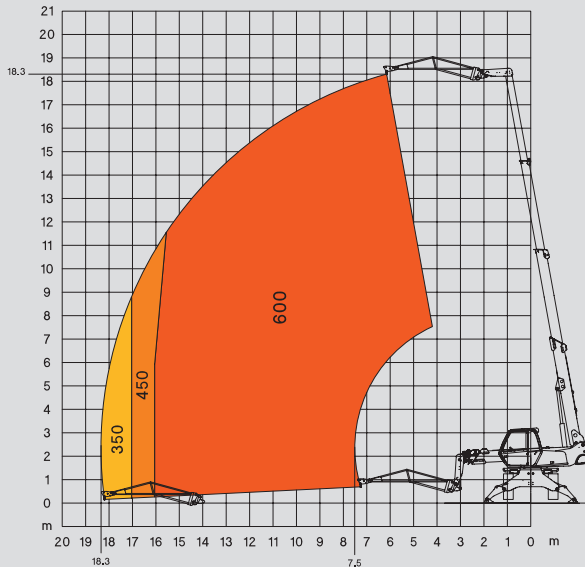
ROTATION ON WHEELS WITH FORKS



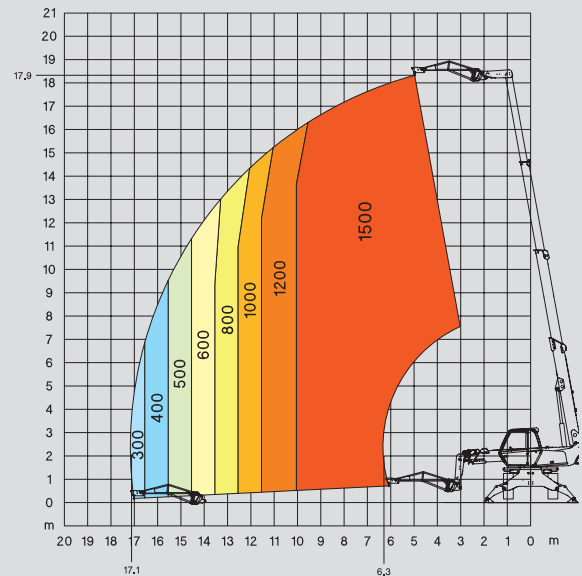
ROTATION ON STABILISERS WITH 4 T WINCH



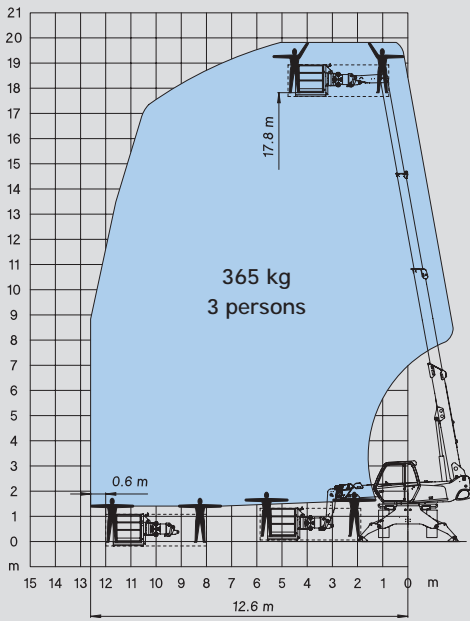
ROTATION ON STABILISERS WITH JIB P 600



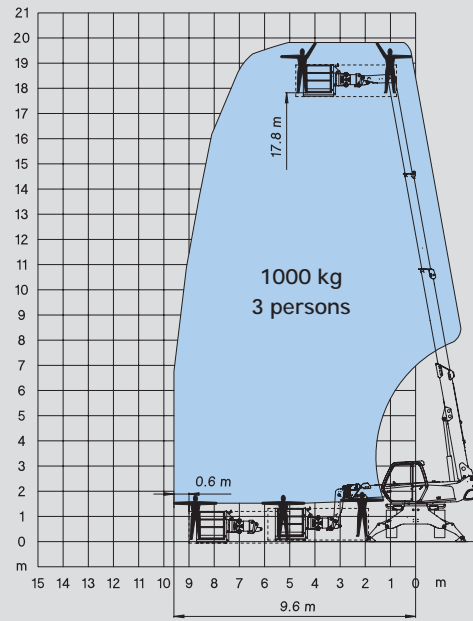
ROTATION ON STABILISERS WITH JIB P 1500



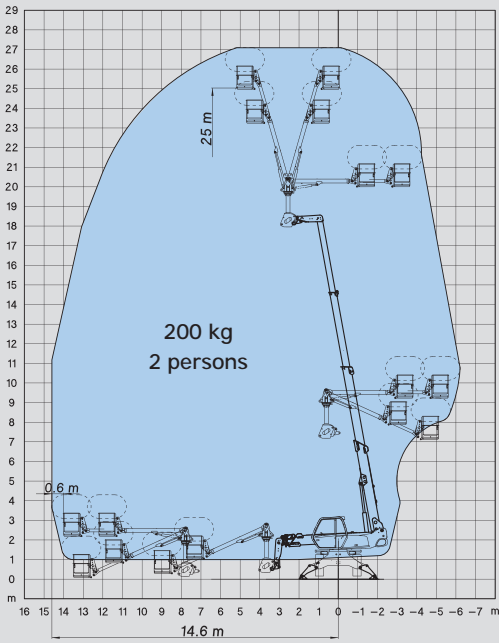
**ROTATION ON STABILISERS
WITH 365 KG PLATFORM ORH - 2,25/4 m**



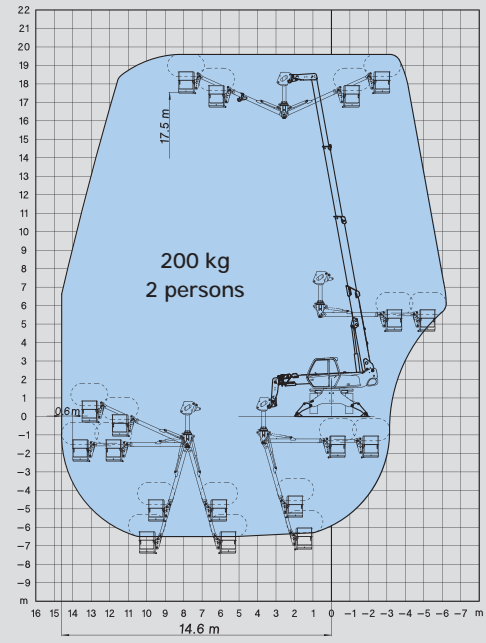
**ROTATION ON STABILISERS
WITH 1000 KG PLATFORM ORH - 2,25/4 m**



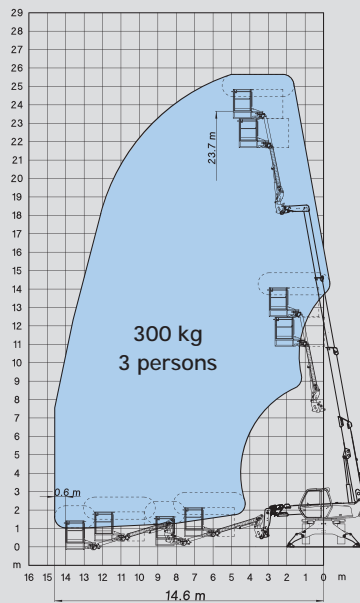
**ROTATION ON STABILISERS FULLY EXTENDED
WITH AERIAL JIB 2 PLATFORM IN POSITIVE POSITION**


















**ROTATION ON STABILISERS FULLY EXTENDED
WITH AERIAL JIB 2 PLATFORM IN NEGATIVE POSITION**

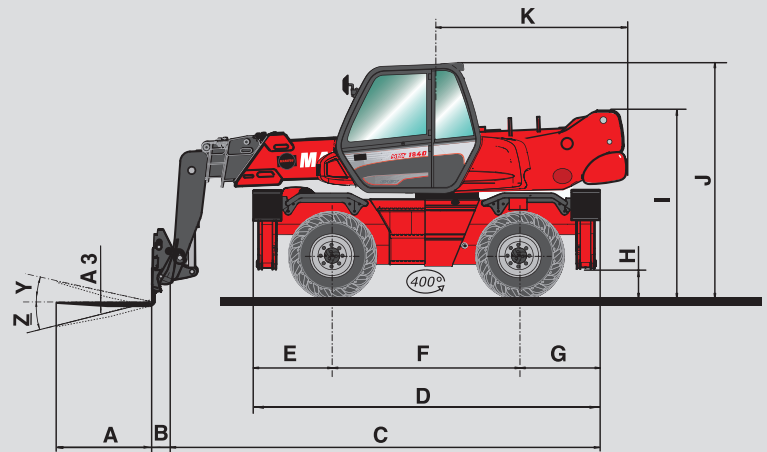


**ROTATION ON STABILISERS FULLY EXTENDED
WITH AERIAL JIB 1**



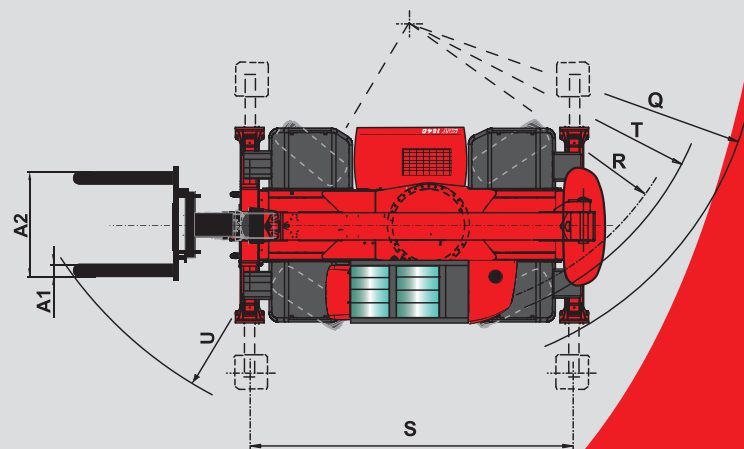
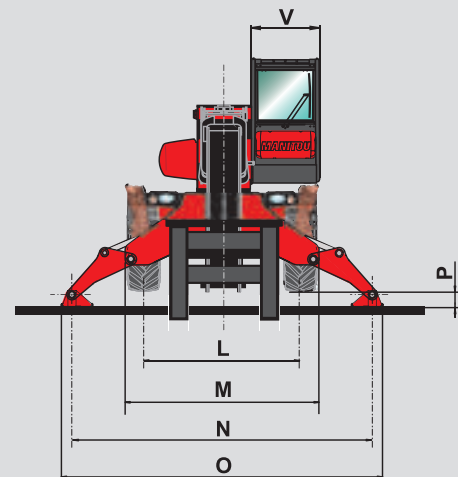
MRT 1840 *EASY*

-  **Lift capacity** 4000 kg
(on stabilisers) at 500 mm from forks heels
-  **Lift height** 17,90 m
-  **Tyres** 400/70 - 20 14 PR
-  **Forks (mm)**
Length 1200
Width x thickness 150 x 50
-  **Multidisc brakes**
Hydraulically assisted on front axle
Negative parking brake
-  **Engine PERKINS**
Type 1104D-E44 T
Capacity 4 cyl. - 4400 cm³
Power (ISO/TR 14396) 101 HP/74,5 kW
at 2200 rpm
Maximum torque 392 Nm at 1400 rpm
Water cooling
Direct injection
-  **Transmission** hydrostatic with automatic power
regulation (variable displacement pump and motor)
with control inching
Reversing shift electromagnetic
Speed forward and reverse 2/2
Travel speed 35 km/h
-  **Rear axle**
Automatic rear axle locking system
at a rotation over 5°
-  **4 stabilisers**
simultaneous or individually controlled
-  **Rotation through 400°** (Optional 360° continuous
rotation)
Turret mounted on a double slew ring
Slewing system with negative brake
-  **Hydraulics**
2 pumps gear type 270 bars/115 l/mn
-  **Control** : 2 electro proportional control joysticks for all
hydraulic movements
-  **Capacities**
Cooling system 25 l.
Engine oil 8,1 l.
Hydraulic oil 150 l.
Fuel tank 130 l.
-  **Weight unladen (with forks)** 13300 kg
Overall width 2,40 m
Overall height 2,97 m
Length (forks carriage) 5,54 m
Ground clearance 0,34 m
Drawbar pull 8600 daN
-  **Safety**
Standard load moment indicator
(mobile crane standards)



A	1200
A1	150
A2	1320
A3	50
B	290
C	5255
D	4350
E	1015
F	2320
G	1015
H	340
I	2375
J	2970
K	2485
L	1930
M	2400
N	3715
O	3975
P	160
Q	3900
R	3410
S	4000
T	3600
U	5235
V	950
Y	12°
Z	105°

mm



CE This publication in no way constitutes an offer and the company reserves the right to alter specification without prior notice. The MANITOU models presented in this brochure can be supplied complete with optional equipment attachments.