

Technical sheet :

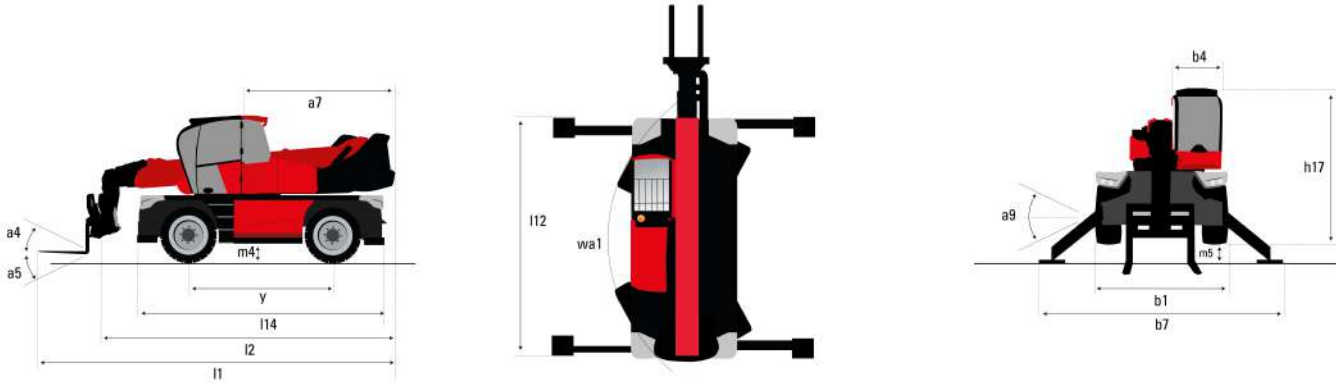
MRT 2260

VISION +



Capacities		Imperial
Max. capacity	Q	13227 lbs
Max. lifting height	h3	71 ft 6 in
Max. Reach	l4	59 ft 9 in
Weight and dimensions		
Overall width	b1	8 ft 2 in
Overall height	h17	10 ft 2 in
Overall cab width	b4	3 ft 2 in
Ground clearance	m4	1 ft 2 in
Wheelbase	y	0.12 in
Tilt-up angle	a4	12 °
Tilt-down angle	a5	112 °
Turret rotation		360 °
Overall weight		39683 lbs
Forks length / width / section	l / e / s	3 ft 11 in x 4 in x 2 in
Wheels		
Standard tyres		445/65 R22,5
Drive wheels (front / rear)		2 / 2
Steering mode		2 wheel steer, 4 wheel steer, Crab mode
Stabilisers		
Stabs Type		Telescopic Duplex
Controls with stabs		Stabs Commands Individual or Simultaneous
Engine		
Engine brand		Yanmar
Engine norm		EU Stage V / US EPA Tier 4
Engine model		4TN107FHT-6SMU1
I.C. Engine power rating / Power (kW)		156 Hp / 115 kW
Max. torque / Engine rotation (min)		602 Nm @ 1500 rpm
Number of cylinders - Capacity of cylinders		4 - 278.69 in³
Engine cooling system		Water cooled
Number of batteries / Battery / Batteries capacity		2 x 12 V / 120 Ah
Battery starting current		(EN)850 A
Transmission		
Transmission type		Hydrostatic with Speedshift
Gearbox / Number of gears (forward) / Number of gears (reverse)		Speedshift 2 / 2
Max. travel speed		24.8 mph
Parking brake		Automatic negative parking brake
Service brake		Oil-immersed multi-discs braking on front & rear axles
Hydraulics		
Hydraulic pump type		Load sensing pump
Hydraulic flow		185 l/min
Hydraulic Pressure		24 PSI
Tank capacities		
Engine oil		3.43 US gal
Hydraulic oil		68.69 US gal
Fuel tank		71.33 US gal
Diesel Exhaust fluid (AdBlue® type)		6.34 US gal
Miscellaneous		
Steering wheels (front / rear)		2 / 2
Controls		2 Joysticks
Safety cab homologation		ROPS - FOPS cab (level 2)
Attachment recognition system (E-Reco)		Standard

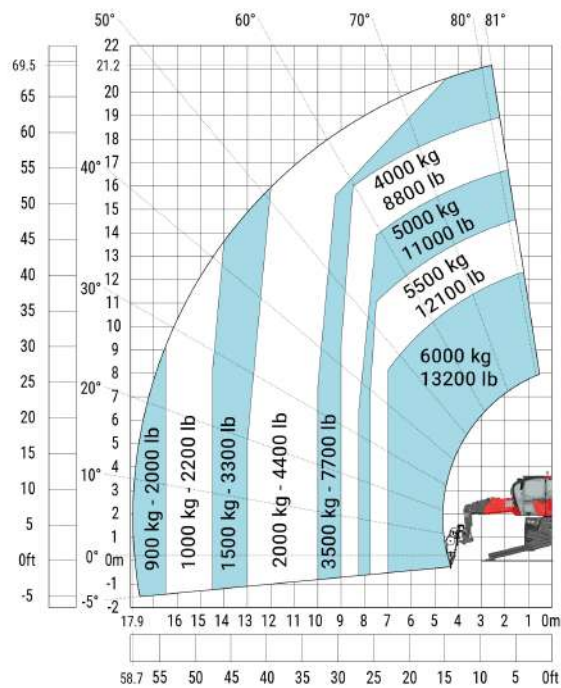
Dimensional drawing



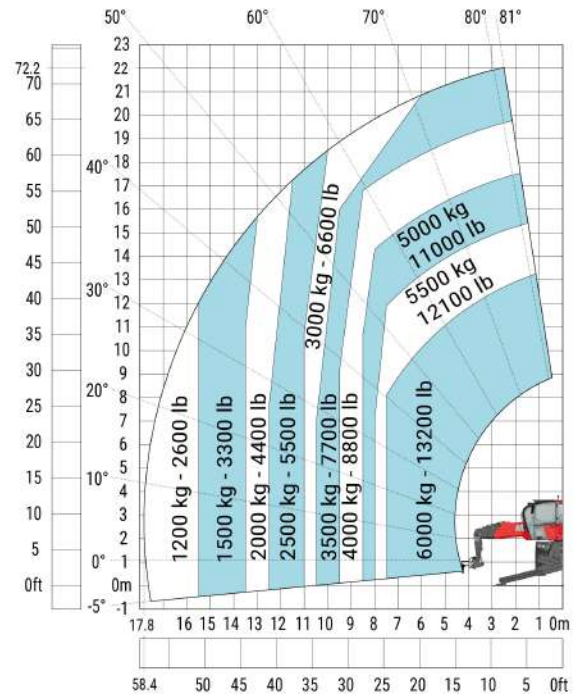
Other data		Imperial
Overall length (with forks)	l1	26 ft 10 in
Length to face of forks	l2	22 ft 10 in
Length of frame	l14	18 ft 8 in
Wheelbase	y	0.12 in
Ground clearance	m4	1 ft 2 in
Counterweight offset (turret at 90°)	a7	9 ft 9 in
Tilt-up angle	a4	12°
Tilt-down angle	a5	112°
Overall length at stabilisers	l12	17 ft 5 in
External turning radius (over tyres)	wa1	13 ft 10 in
Overall width	b1	8 ft 2 in
Overall width with stabilisers extended	b7	19 ft
Overall cab width	b4	3 ft 2 in
Overall height	h17	10 ft 2 in
Frame levelling corrector	a9	+/- 7°
Ground clearance under front tires on stabilisers	m5	1 ft 5 in

Load chart

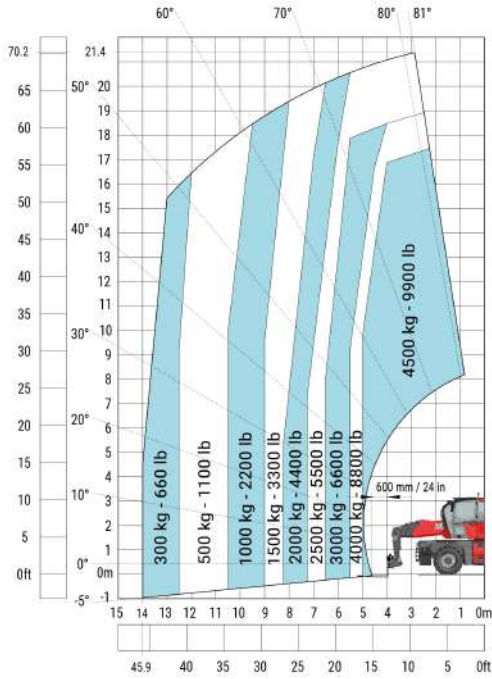
Machine on lowered stabilisers with winch 6000 kg (Imperial)



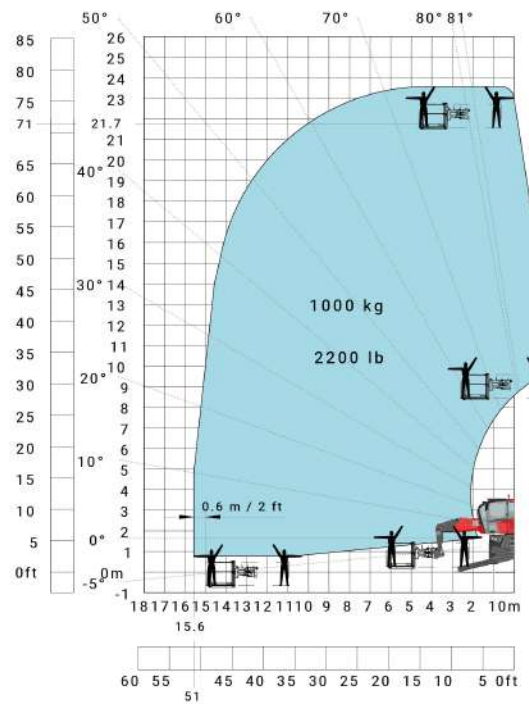
Machine on lowered stabilisers with hook 6000 kg (Imperial)



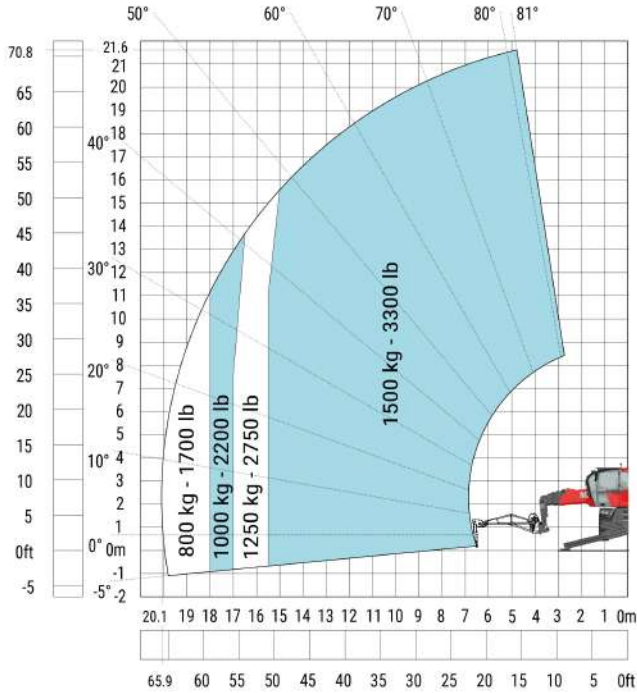
Machine on tyres with forks Imperial



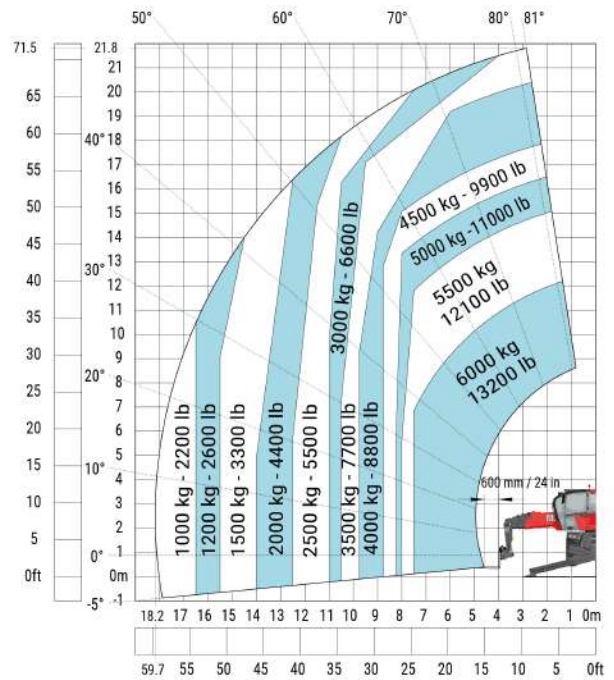
Machine on lowered stabilisers with 1000 kg platform Imperial



Machine on lowered stabilisers with 1500 kg jib Imperial



Machine on lowered stabilisers with forks Imperial





Siège Social

430 rue de l'Aubinière - 44150 Ancenis Cedex - France

Tel: +33(0)2 40 09 10 11 - Fax: +33 (0)2 40 09 10 97

www.manitou.com



This brochure describes versions and configuration options for Manitou products which may be fitted with different equipment. The equipment described in this brochure may be standard, optional or not available depending on version. Manitou reserves the right to change the specifications shown and described at any time and without prior warning. The manufacturer is not liable for the specifications given. For more information, contact your Manitou dealer. Non-contractual document. Product descriptions may differ from actual products. List of specifications is not comprehensive. The logos and visual identity of the company are the property of Manitou and may not be used without authorisation. All rights reserved. The photos and diagrams contained in this brochure are provided for information only.

MANITOU BF SA - Limited company with board of directors - Share capital: 39,668,399 euros - 857 802 508 RCS Nantes