



PISTON COMPRESSORS
KOLBENKOMPRESSOREN
COMPRESSORI A PISTONI

Advanced technologies
in the area of compressed air



REMEZA – AIR PISTON COMPRESSORS

- electric motors 1.5 – 22.0 kW
- belt drive
- working pressure 10, 15 bar
- oil less, in noise isolation case (dental)
- boosters with output pressure 30 bar with electric motor 7.5 – 11.0 kW
- air-tanks with sputtering



REMEZA – KOLBENKOMPRESSOREN

- Motorleistungen von 1.5 – 22.0 kW
- Riemenantrieb
- Arbeitsdruck 10, 15 bar
- Ölfrei, auch Schallgeschützt (dental)
- Nachdruckkompressoren (Booster) mit Ausgangsdruck 30 bar, Antriebsmotor 7.5 – 11.0 kW
- Kessel pulverbeschichtet, auch innen















REMEZA: COMPRESSORI A PISTONI

Tecnologia avanzata nel campo trattamento aria compressa

- motore elettrico da 1.5 kW a 22.0 kW
- trasmissione a cinghia
- pressione di esercizio da 10 bar a 15 bar
- a secco, silenziosi (serie medica)
- surpressori (tipo booster) pressione 30 bar potenza motore elettrico 7.5 kW – 11.0 kW
- serbatoi verniciati, a richiesta anche internamente

LEGENDE – LEGENDA

 liter Receiver Druckbehälter Capacità serbatoio	 bar Max. pressure Max. Arbeitsdruck Massima pressione	 V Electrical execution Elektrische Anschluß Tensione
 C(Z)/St No of cylinders No der Zylinder N° cilindri	 dB Noise Geräusch Rumorosità	 min-1° Revo Umdrehungen pro Minute Giri min-1
 l/min Intake air Ansaugleistung Aria aspirata	 kg Weight Gewicht Peso	 Engine Verbrennungsmotor Motore HP
 l/min Output Abgabeleistung Aria resa	 kW HP Electric motor Elektromotor Motore elettrico	 Oil Öl Olio



1,3 kW | 1,8 HP

1,5 kW | 2 HP

1,8 kW | 2,4 HP

MODEL	litre	C(Z)/St	l/min	bar	kW	HP	V	kg	Dimension LxWxH, mm
SB4/S-24.GM192 (FX 90/24)	24	1/1	190	8	1,3	1,8	220	27	590x270x600
SB4/S-24.GM193 (COSMOS 24)	24	1/1	240	8	1,5	2	220	29	590x270x600
SB4/S-24.GM244 (SUPER COSMOS 24)	24	1/1	260	8	1,8	2,4	220	29	590x270x600
SB4/S-50.GM192 (FX 90/50)	50	1/1	190	8	1,3	1,8	220	37	850x410x700
SB4/S-50.GM193 (COSMOS 50)	50	1/1	240	8	1,5	2	220	39	850x410x700
SB4/S-50.GM244 (SUPER COSMOS 50)	50	1/1	260	8	1,8	2,4	220	39	850x410x700



1,5 kW | 2 HP

2,2 kW | 3 HP

MODEL	litre	C(Z)/St	l/min	bar	kW	HP	V	kg	Dimension LxWxH, mm
SB4/S-50.AB248	50	2/1	250	10	1,5	2	220	59	850x400x770
SB4/S-50.AB360	50	2/1	360	10	2,2	3	220/380	61	850x400x770
SB4/S-100.AB360	100	2/1	360	10	2,2	3	220/380	80	1150x500x1000



3,0 kW | 4 HP

MODEL	litre	C(Z)/St	l/min	bar	kW	HP	V	kg	Dimension LxWxH, mm
SB4/S-50.AB510	50	2/1	510	10	3,0	4	380	85	900x400x800
SB4/S-100.AB510	100	2/1	510	10	3,0	4	380	94	1150x500x1000
SB4/S-200.AB510	200	2/1	510	10	3,0	4	380	125	1460x640x1150




4,0 kW | 5 HP

MODEL	litre	C(Z)/St	l/min	bar	kW	HP	V	kg	Dimension LxWxH, mm
SB4/S- 50.AB550	50	2/2	550	10	4,0	5	380	97	900x400x805
SB4/S-100.AB550	100	2/2	550	10	4,0	5	380	120	1150x505x1000
SB4/S-200.AB550	200	2/2	550	10	4,0	5	380	140	1460x640x1150
SB4/S-100.AB670	100	2/2	650	10	4,0	5	380	125	1150x620x1025
SB4/S-270.AB670	270	2/2	650	10	4,0	5	380	175	1650x660x1150


5,5 kW | 7 HP
7,5 kW | 10 HP

MODEL									Dimension
	litre	C(Z)/St	l/min	bar	kW	HP	V	kg	LxWxH, mm
SB4/S-100.AB850	100	2/2	850	10	5,5	7	380	125	1150x510x1150
SB4/S-270.AB850	270	2/2	850	10	5,5	7	380	180	1650x510x1150
SB4/F-500.AB850	500	2/2	850	10	5,5	7	380	220	2000x610x1250
SB4/F-500.AB981	500	2/2	1000	10	7,5	10	380	230	2000x610x1250


4,0+4,0 kW
5 +5 HP
5,5+5,5 kW
7 +7 HP
7,5+7,5 kW
10 +10 HP

MODEL									Dimension
	litre	C(Z)/St	l/min	bar	kW	HP	V	kg	LxWxH, mm
SB4/F-500.AB550T	500	2/2	1100	10	4,0+4,0	5 + 5	380	270	2050x610x1200
SB4/F-500.AB670T	500	2/2	1300	10	4,0+4,0	5 + 5	380	290	2050x610x1200
SB4/F-500.AB850T	500	2/2	1700	10	5,5+5,5	7 + 7	380	300	2050x610x1200
SB4/F-500.AB981T	500	2/2	2000	10	7,5+7,5	10 + 10	380	300	2050x610x1200



7,5 kW | 10,0 HP

7,5+7,5 kW

10 + 10 HP

15 bar

MODEL	litre	C(Z)/St	l/min	l/min	bar	kW	HP	V	kg	Dimension LxWxH, mm
SB4/F-270.AB850/15	270	2/2	850	500	15	7,5	10	380	205	1650x510x1150
SB4/F-500.AB850/15	500	2/2	850	500	15	7,5	10	380	250	2000x610x1250
SB4/F-500.AB850T/15	500	2/2	1700	1000	15	7,5+7,5	10 + 10	380	355	2000x610x1250

6



With vertical receiver

Mit stehendem Behälter

Compressori con serbatoio verticale



2,2 kW | 3 HP

3,0 kW | 4 HP

4,0 kW | 5 HP

5,5 kW | 7 HP

MODEL	litre	C(Z)/St	l/min	bar	kW	HP	V	kg	Dimension LxWxH, mm
SB4/S-100.AB360B	100	2/1	360	10	2,2	3	380	80	630x540x1250
SB4/S-100.AB510B	100	2/1	510	10	3,0	4	380	95	630x560x1300
SB4/F-270.AB550B	270	2/2	550	10	4,0	5	380	160	650x650x1750
SB4/F-270.AB670B	270	2/2	650	10	4,0	5	380	170	650x700x1800
SB4/F-270.AB850B	270	2/2	850	10	5,5	7	380	180	650x700x1800



Piston compressors with gasoline engine

Kolbenkompressoren mit Benzinmotor

Compressori a pistoni con motorizzazione a benzina



13 HP

MODEL	litre	C(Z)/St	l/min	l/min	bar	HP	kg	Dimension LxWxH, mm
100.AB850-SPE390R	100	2/2	850	680	6/8	13	130	1150x700x1000
100.AB981-SPE390R	100	2/2	1000	820	6/8	13	135	1150x700x1000



RECEIVER

DRUCKBEHÄLTER

SERBATOI

10 bar | 15 bar

MODEL	litre	bar	kg	Dimension LxWxH, mm
PB 270.10	270	10	80	630x540x1250
PB 270.15	270	15	95	630x560x1300
PB 500.10	500	10	160	650x650x1750
PB 500.15	500	15	170	650x700x1800



1,5 kW | 2 HP

2,2 kW | 3 HP

MODEL	litre	C(Z)/St	l/min	l/min	bar	kW	HP	V	kg	Dimension LxWxH, mm
SB4/S-50.EV51	50	2/1	320	210	10	1,5	2	220/380	66	850x400x770
SB4/S-100.EV51	100	2/1	320	210	10	1,5	2	220/380	80	1150x490x850
SB4/S-50.EV65	50	2/1	430	280	10	2,2	3	220/380	71	850x400x770
SB4/S-100.EV65	100	2/1	430	280	10	2,2	3	220/380	86	1150x490x850



3,0 kW | 4 HP

MODEL	litre	C(Z)/St	l/min	l/min	bar	kW	HP	V	kg	Dimension LxWxH, mm
SB4/S-100.V80	100	2/1	520	420	10	3,0	4	380	115	1150x500x1000
SB4/S-270.V80	270	2/1	520	420	10	3,0	4	380	115	1460x640x1150


4,0 kW | 5 HP

MODEL	 litre	 C(Z)/St	 l/min	 l/min	 bar	 kW	 HP	 V	 kg	Dimention LxWxH, mm
SB4/S-100.W80	100	3/1	700	550	10	4,0	4	380	144	1150x505x1000
SB4/S-270.W80	270	3/1	700	550	10	4,0	4	380	195	1650x660x1150


5,5 kW | 7 HP

MODEL	 litre	 C(Z)/St	 l/min	 l/min	 bar	 kW	 HP	 V	 kg	Dimention LxWxH, mm
SB4/S-100.V90	100	2/1	820	700	10	5,5	7	380	141	1150x505x1150
SB4/F-270.V90	270	2/1	820	700	10	5,5	7	380	206	1650x510x1150
SB4/F-500.V90	500	2/1	820	700	10	5,5	7	380	246	2000x610x1250



7,5 kW | 10 HP



MODEL	litre	C(Z)/St	l/min	l/min	bar	kW	HP	V	kg	Dimension LxWxH, mm
SB4/F-500.W95	500	3/2	1200	900	10	7,5	10	380	320	2000x610x1300



11,0 kW | 15 HP



MODEL	litre	C(Z)/St	l/min	l/min	bar	kW	HP	V	kg	Dimension LxWxH, mm
SB4/F-500.W115	500	3/2	1700	1300	10	11,0	15	380	330	2000x610x1380



5,5+5,5 kW

7 +7 HP

7,5+7,5 kW

10 +10 HP

MODEL	litre	C(Z)/St	l/min	l/min	bar	kW	HP	V	kg	Dimention LxWxH, mm
SB4/F-500.V90T	500	2/1	1640	1400	10	5,5+5,5	7 + 7	380	365	2050 x 610 x 1250
SB4/F-500.W95T	500	3/2	2400	1800	10	7,5+7,5	10 + 10	380	460	2050 x 610 x 1300



11,0+11,0 kW

15 + 15 HP

MODEL	litre	C(Z)/St	l/min	l/min	bar	kW	HP	V	kg	Dimention LxWxH, mm
SB4/F-1000.W115T	1000	3/2	3400	2600	10	11,0+11,0	15 + 15	380	860	2050 x 1400 x 2230



7,5 kW | 10 HP

11,0 kW | 15 HP

15 bar

MODEL	litre	C(Z)/St	l/min	l/min	bar	kW	HP	V	kg	Dimension LxWxH, mm
SB4/F-500.W95/15	500	2/2	800	550	15	7,5	10	380	320	2000x610x1300
SB4/F-500.W115/15	500	2/2	1400	1000	15	11,0	15	380	325	2000x610x1250



With vertical receiver

Mit stehendem Behälter

Compressori con
serbatoio verticale

2,2 kW | 3 HP

3,0 kW | 4 HP

4,0 kW | 5 HP

5,5 kW | 7 HP

MODEL	litre	C(Z)/St	l/min	l/min	bar	kW	HP	V	kg	Dimension LxWxH, mm
SB4/S-100.EV65B	100	2/1	430	280	10	2,2	3	220/380	90	630x540x1240
SB4/S-270.V80B	270	2/1	510	400	10	3,0	4	380	155	630x560x1700
SB4/F-270.W80B	270	3/1	700	530	10	4,0	5	380	192	650x700x1750
SB4/F-270.V90B	270	2/1	820	700	10	5,5	7	380	201	650x700x1800

5,5 kW | 7 HP
7,5 kW | 10 HP
11,0 kW | 15 HP


MODEL	 litre	 C(Z)/St	 l/min	 l/min	 bar	 kW	 HP	 V	 kg	Dimension LxWxH, mm
SB4/S-90.V90	90	2/1	900	770	8	5,5	7	380	192	1400 x 840 x 1030
SB4/S-90.W95/6	90	3/1	1700	1200	6	7,5	10	380	210	1400 x 840 x 1160
SB4/S-90.W115/6	90	3/1	2800	2000	6	11,0	15	380	330	1400 x 840 x 1160



Gasoline engine


Benzinmotor






Motore a benzina

13 HP



MODEL	litre	C(Z)/St	l/min	l/min	bar	HP	type	kg	Dimension LxWxH, mm
SB4/S-90.V90	90	2/1	900	770	8	13	gasoline engine Benzin benzina	192	1400x840x1030




MODEL	 / 1' min-1°	Pressione in entrata  bar	Volume aria in entrata l/min	Volume aria resa  l/min		  kW HP kg		Dimention LxWxH, mm	
				25 bar	35 bar				
BA20/2	760	6	2750	2200	2100	15,0	20	50	1550x750x800
		8	3500	2800	2700				
		10	4200	3500	3300				
BA20/3	650	6	3600	2800	—	15,0	20	50	1550x750x800
		8	4500	3600	—				
		10	5400	4300	—				
BA25	650	6	3400	—	2700	18,5	25	80	1550x750x800
		8	4300	—	3400				
		10	5200	—	4150				
BA25	760	6	4400	3500	—	18,5	25	80	1550x750x800
		8	5600	4500	—				
		10	6900	5500	—				
BA30	760	6	4200	—	3300	22,0	30	300	1550x750x800
		8	5400	—	4300				
		10	6300	—	5000				



7,5 kW | 10 HP

11,0 kW | 15 HP

30 bar



MODEL	/ 1'				Dimension
	min-1°	l/min	kW HP	kg	LxWxH, mm
VR10-30	800	500	7,5 10	205	1400x600x850
VR15-30	1000	800	11,0 15	215	1400x600x850



GMS150-24









VS204-50

0,75 kW | 1 HP

1,10 kW | 1,5 HP

1,50 kW | 2 HP

1,5+1,5 kW | 2 +2 HP

MODEL	 litre	 C(Z)/St	 l/min	 l/min	 bar	 kW	 HP	 V	 dB	 kg	Dimension LxWxH, mm
F114-24	24	1/1	100	60	8	0,75	1	220	72	35	480 x 460 x 750
GMS150-24	24	1/1	150	110	8	1,10	1,5	220	75	40	480 x 460 x 665
GMS150-24D	24	1/1	150	110	8	1,10	1,5	220	75	45	480 x 460 x 655
VS204-24	24	2/1	200	150	8	1,50	2	220	75	45	480 x 460 x 670
VS204-24D	24	2/1	200	150	8	1,50	2	220	75	50	480 x 460 x 670
VS204-50	50	2/1	200	150	8	1,50	2	220	75	50	480 x 460 x 840
VS204-50D	50	2/1	200	150	8	1,50	2	220	75	55	655 x 460 x 830
VS204-100T	100	2/1	400	300	8	1,5+1,5	2+2	220	79	105	1140 x 440 x 865
VS204-100TD	100	2/1	400	300	8	1,5+1,5	2+2	220	79	110	1140 x 440 x 865

D with dryer, D " mit Kaltetrockner, D con essiccatore a refrigerazione



0,75 kW | 1 HP

1,10 kW | 1,5 HP

1,50 kW | 2 HP

57 dB

65 dB



8.F114K



16.GMS150K

MODEL	litre	C(Z)/St	l/min	l/min	bar	kW	HP	V	dB	kg	Dimension LxWxH, mm
8.F114K	8	1/1	100	60	8	0,75	1	220	57	45	760x400x615
16.GMS150K	16	1/1	150	110	8	1,10	1,5	220	57	80	515x640x800
16.GMS150KD	16	1/1	150	110	8	1,10	1,5	220	57	85	515x640x800
16.VS204K	16	2/1	200	150	8	1,50	2	220	65	85	515x615x800
16.VS204KD	16	2/1	200	150	8	1,50	2	220	65	87	515x615x800

D – with dryer
K – in noise isolation case

D – mit Kältetrockner
K – Schallgedämmt

D – con essiccatore a refrigerazione
K – silenziati (medicali)



SB4/F-270.OL80



SB4/F-270.OL80K

MODEL	 litre	 C(Z)/St	 l/min	 bar	 kW	 HP	 V	 dB	 kg	Dimension LxWxH, mm
SB4/F-270.OL80	270	3/1	450	7	4,0	5	380	78	295	1230 x 680 x 1430
SB4/F-270.OL80K	270	3/1	450	7	4,0	5	380	70	375	1230 x 760 x 1620
SB4/F-270.OL90	270	3/1	600	7	5,5	7	380	79	310	1230 x 680 x 1430
SB4/F-270.OL90K	270	3/1	600	7	5,5	7	380	71	390	1230 x 760 x 1620

K – in noise isolation case
 K – Schallgedämmt
 K – silenziati (medicali)



www.remeza.com

info@remeza.com

