

Quickly, Exactly, Simply



## APOMIC SHD200

The APOMIC SHD200 is an intelligent digital microscope. Due to the many accessories it can be used in many areas. Among other things, it is also useful in the following fields: industry, life sciences, mineralogy, insect barn, botany, crime lab, education, etc. For its simplicity, its use is easy to learn.

Simple turning on, with blue feedback.



Uniform led illumination.



Quick focus adjustment.




Ergonomically placed controls.



Zoom magnification.



USB connection for handling and saving.



HD LCD monitor (12")



## Comfort, magnification and speed

With the APOMIC SHD200 Digital Microscope, working fast and easy. The 12 "HD resolution monitor provides sharp, high-quality images.

The ergonomically tilting monitor makes the instrument comfortable and not tiring. The monitor image can be displayed on multiple screens simultaneously with HDMI splitter, so it's great for use in education as well.

Manual focus and zoom enable quick setting.

### **The best zoom ratio**

With a magnification range of 0,7x-4,5x the SHD200 offers a maximum zoom ratio of 1:6,4. This is the best in its class, and allows any given specimen to be observed at the most appropriate magnification.

### **The best resolving power in this class**

Superior quality objectives deliver accurate, high resolution observation images which show every specimen in minute detail.

### **A range of objectives to suit every specimen and every application**

The SPlan objective series accurately reproduces the original shape of the specimen.

### **Longest working distance (W.D.) in this class**

The objectives range from the 1x (97mm W.D.) to the 0.5x (199mm W.D.). As a result, even specimen surfaces which are difficult to access can be observed easily.

SHD200 setup



## HD monitor for greater comfort and faster work

Quick, comfortable observation and documentation are ensured by this completely new design.

## Accurate color reproduction

The careful selection of lens surface coating and glass materials in the entire optical system makes it possible to observe and document specimens in their original, authentic colors.

## Sharp, clear, high-contrast images

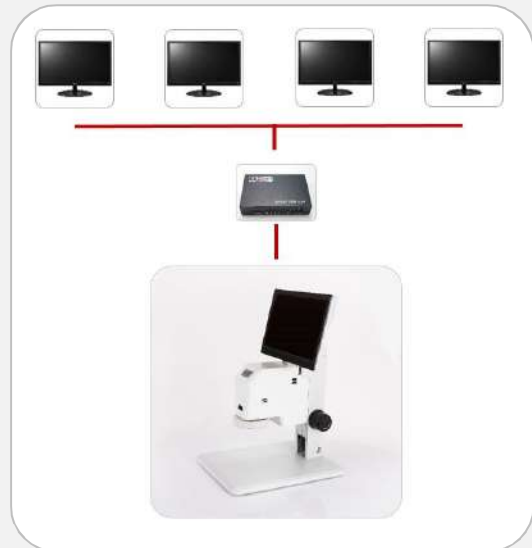
Software settings allow sharper and clearer picture quality than usual. The high-speed camera also allows real-time monitoring.

## A wide variety of objectives enable operators to obtain precisely the right image

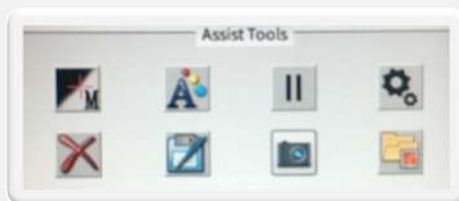
Various different types of objectives are available, and can be freely combined to create the ideal system for any specified purpose.

## Monitor

The HDMI splitter can be used with any monitor simultaneously with the microscope.

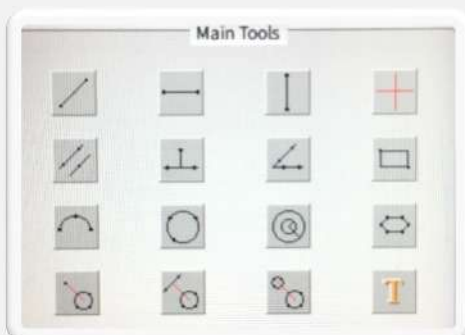


## Simple measurement and photography





User-friendly software lets you take pictures and measurements quickly and easily.

Images can be saved on an external drive.




The measurements can also be saved in an excel format for an external drive.

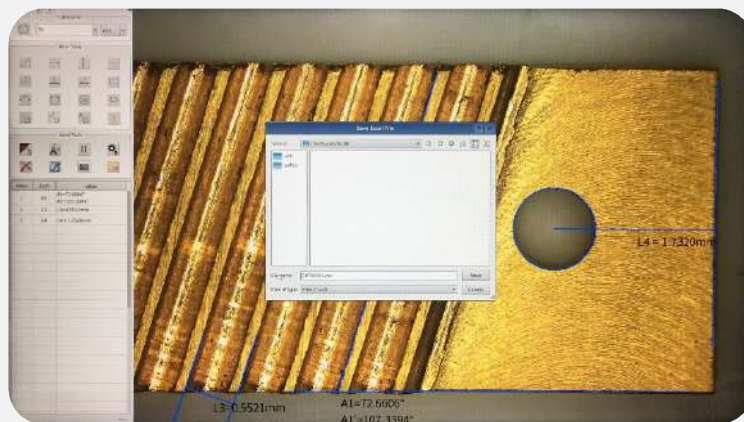
In the simple user interface, you can choose from 14 different measurement functions. Measurement data, text field and cross-linkable data can be attached to the image. The edge search function makes the measurements more accurate.



## Measurement



## Save to USB




## Work on PC


	A	B	C	D	E
1	index,item,value,				
2	1,A1,"A1=72.6606"				
3	A1'=107.3394"				
4	2,I3,"I3=0.5521mm",				
5	3,I4,"I4 = 1.7320mm",				
6					
7					
8					
9					
10					
11					
12					
13					
14					
15					
16					

## Industry

Without polarization:



With polarization:



## Geology

Without polarization



With polarization



The high resolution polarization filter delivers a clear and sharp picture in the full zoom range.

## Life science



## Various designs



### **APOMIC SHD200i**

Reflected light inverted microscope for weld seam test, embedded patterns.



### **APOMIC SHD200 with boom stand**

A variety of universal stands are available for the observation of large specimens. No matter how big the samples are or how much they vary in size, APOMIC has the right choice of stands to suit any requirements.



### **APOMIC SHD200fc**

This unit provides effective contrast for oblique illumination. Illumination is provided by a powerful APOLED light source. Optionally available for APOTHERM heating for IVF procedures

## System diagram



## Specifications

Microscope	Magnification	9.3X-114.3X (ZOOM) (optional: 18X-440X)
	Optical camera adapter	Build in 0.35X
	Objective	Build in 1x Semi-Plan Achromat objective; (optional: 0.5X, 0.75X, 1.5X).
	FOV	23mm- 3mm; (Max. 46mm )
	Work distance WD	100mm; (Max.199).
	Size	260mm(X)*320mm(Y)*480mm(Z)
	Weight	5.5kgs
Camera	Resolution	1920*1080
	Camera sensor	1/2.86 inch SONY
	Pixel size	2.75*2.75 $\mu$ m
	Transmission frame rate	60fps@1920*1080
Monitor	Resolution	12 inch HD LCD monitor, 1080P
Light	Led ring Light	144 leds

