



# Powerful Stirring

Leading Safety Standards

Superior Ease of Use

Reduced Cost of Ownership

 **heidolph**  
*research made easy*



Looking for an all-purpose stirrer with smart technology and highest performance to reduce your workload?

## Powerful Stirring


The powerful Hei-TORQUE stirrers accomplish the most demanding tasks while providing the highest safety in combination with a unique user interface

## Leading Safety Standards



- The electronic stirrers feature a smooth start operation which **prevents spills and splashing media**. The speed ramps up slowly until your set rpm has been reached
- An optional shaft guard **prevents accidents**
- Non-sparking motors for additional safety in a **volatile environment**
- Important for continuous operation: the motor will be switched off if a high thermal load situation occurs to increase safety in your lab and to **prevent accidents**
- **Safe start and stop** of operation via slide touch panel to avoid accidental start-up
- To protect your stirrer against corrosion and short-circuits, all stirrers complies with the **protection class IP 54**





## Superior **Ease of Use**

- Quick and easy set-up in your lab due to **space-saving design**
- **Unique Quick-Chuck** for immediate and convenient "one-hand" impeller changes **without tools**
- A **USB interface** to save all process data in a digital file
- Newest motor generation for maximum power at **minimum noise level below 50 db**
- All stirrers maintain **exact speed under changing loads**
- The **intuitive touch-panel** made of glass for easy operation
- A through-shaft design allows for adjusting the impeller position to make **height adjustment more convenient** for you
- **Reduce your work time** and achieve excellent mixing results in challenging high-viscosity media
- No limitations – a chuck range of up to 12.5 mm allows to **use even reinforced impellers**
- A **single grip** allows you to re-adjust the height of your stirrer on the optional telescope stand

## **Reduced Cost** of Ownership

- Reduce your maintenance costs: the sealed housing protects your stirrer from aggressive fumes, liquids and vapors to prevent internal corrosion. This results in an **increased lifespan of 10 years** on average while **reducing maintenance and repair cost**
- The high torque level accounts for better mixing results in less time to **reduce your process time** and working hours significantly
- Maintenance-free motors **reduce repairs and down times** significantly to ensure years of continuous operation
- The unique impeller technology for demanding applications that mix gels and other similar media in shorter times which **reduces process cost and working hours**
- The sealed panel made of glass and the magnetic Smart-Knob further increase the **tightness of the entire housing**

# Powerful Stirring

Leading Safety Standards

Superior Ease of Use

Reduced Cost of Ownership

The average operational **lifespan of 10 years** is backed by a **3 year warranty** and makes your purchase a worthwhile investment.

Newest motor generation for maximum power at **minimum noise level - below 50 db**

The **intuitive touch-panel** made of glass for easy operation

Sealed housing, which complies with the high protection class IP 54, guarantees longevity and maintenance-free **24-hour operation** in an aggressive environment

Unique Quick-Chuck for **immediate and convenient "one-hand" impeller changes** without tools

An overtemperature sensor **prevents heat-up situations** particularly valuable in unattended continuous operation

The **sealed panel made of glass** and the magnetic Smart-Knob further increase the tightness of the entire housing

**Safe start and stop of operation** via slide touch panel to avoid unintended stirring

Reduce process times by utilizing unique VISCO JET® impellers for **mixing gels** and other challenging media **with ease**



## Powerful stirring



### YOUR ADVANTAGES

- An overtemperature sensor preventively shuts off the unit in dangerous heat-up situations – particularly valuable for you in case of unattended continuous operation
- All units are designed for continuous 24-hour operation – including challenging high viscosity applications in polymer research
- The durable design of the Hei-TORQUE series promotes longevity in an aggressive environment: The sealed housing protects against corrosion, ensures years of maintenance-free operation and complies with the high protection class IP 54

## Quick-Chuck



### YOUR ADVANTAGES

- Unique Quick-Chucks for convenient impeller changes without tools
- A system for "one-hand" impeller changes at all Precision models (pending patent)
- The Quick-Chuck is made of resistant polyamide and nickel-plated steel to ensure a long service life

## Impellers



### YOUR ADVANTAGES

- Stirrer guides for applications under vacuum or pressure, flex couplings and flex shafts increase your available options
- Through thick and thin: large selection of impellers for every flow and viscosity
- Choose from high-quality stainless steel, plastics or PTFE-coated impellers – we have the right one for your specific needs
- Reduce your process times by utilizing unique technology which creates turbulent flows and a new dynamic motion that stirs gels with ease

## ➤ Hei-TORQUE Value

These stirrers are ideal for standard stirring tasks. They are designed to mix and disperse media that require non-reproducible results in high-viscosity applications



Indication of torque tendencies to monitor viscosity changes

Digital 2.4" display for ease of operation

Constant speed even under changing loads

Safe start and stop of operation via slide touch panel to avoid unintended stirring

Newest motor generation for maximum power at minimum noise level

Unique Quick-Chuck for convenient impeller changes without tools

**Hei-TORQUE Value 400**  
P/N 501-64010-00

## ➤ Hei-TORQUE Precision

These stirrers are ideal for demanding tasks which have to be reproducible and documentable. The huge number of additional features and operation modes allows for a perfect adjustment to your individual application



Accurate torque indication shows any viscosity changes

Constant speed even under changing loads

Digital 3.2" display for ease of operation:

- Allows for pre-programmed profiles
- Saves these profiles in memory
- Interval operation
- Watch rpm and torque graph life
- Timer / Countdown / Real time settings

Newest motor generation provides maximum power at minimum noise level

Safe start and stop of operation via slide touch panel to avoid unintended stirring

A Quick-Chuck system for "one-hand" impeller changes at all Precision models (pending patent)

USB interface to save all process data in a digital file

**Hei-TORQUE Precision 400**  
P/N 501-64020-00

## Overview

The differentiation between performance and features enables you to easily configure the right stirrer for your specific application



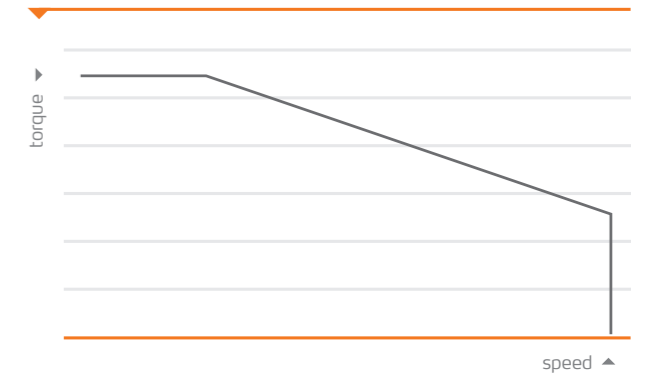
	100 Ncm	200 Ncm	400 Ncm
<b>High-end models</b>	Hei-TORQUE Precision 100 P/N 501-61020-00	Hei-TORQUE Precision 200 P/N 501-62020-00	Hei-TORQUE Precision 400 P/N 501-64020-00
<b>Basic models</b>	Hei-TORQUE Value 100 P/N 501-61010-00	Hei-TORQUE Value 200 P/N 501-62010-00	Hei-TORQUE Value 400 P/N 501-64010-00



## Range of Performance

**100 Ncm/200 Ncm**  
Performance graph of:

- Hei-TORQUE Value 100
- Hei-TORQUE Precision 100
- Hei-TORQUE Value 200
- Hei-TORQUE Precision 200

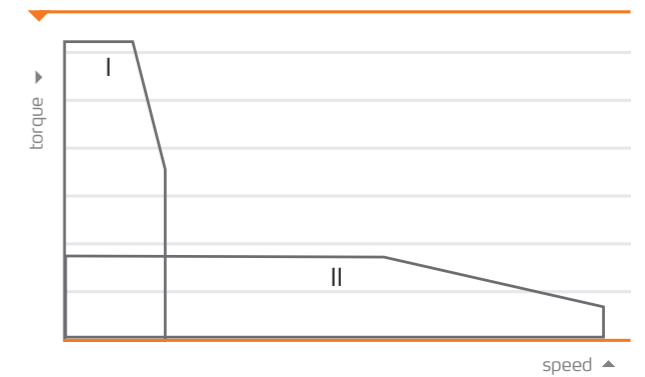


**400 Ncm**

Performance graph of:

- Hei-TORQUE Value 400
- Hei-TORQUE Precision 400

A 2-gear stage design guarantees highest power over the entire speed range



## Noise Level

Newest motor generation and the complete renunciation of ventilation slots significantly increase the life-span and ensure a stable stirring at clearly reduced noise compared to conventional overhead stirrers



**Hei-TORQUE stirrers  
below 50 db**



**Other brands  
above 60 db**

## Impellers

### Selection parameters

Precise working with an overhead stirrer depends on the right choice of the stirrer tool. When choosing a stirrer tool you have to consider its different characteristics and their effects. For example, the flow which the tool causes in the medium, the tool's adequate field of application depending on the speed range, and the execution of the tool according to the viscosity it is destined for

#### Application examples:

- Gasging of liquids < 500 mPa s: Radial Flow Impeller
- Homogenizing and suspending in liquids < 500 mPa s: Propeller-Type or Blade Impeller
- Medium with a viscosity > 500 mPa s: Anchor-Type Impeller, Blade Impeller BR 13, VISCO JET®
- Stirring of gel: VISCO JET®

Please ensure that for radial flow, blade, half-moon and VISCO JET® impellers the beaker size and position of your impeller complies with the shown guideline to achieve superior mixing results

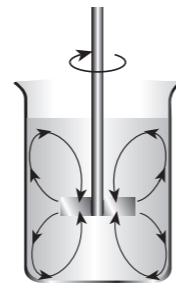
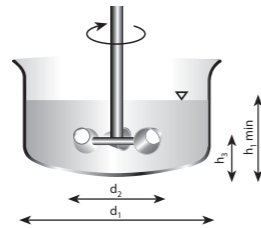
### Operational guidelines

#### Position of the stirring tool

- In center
- Distance to the bottom ( $h_3/d_2$ ): 0.3
- Diameter vessel ( $h_1/d_1$ ): 1
- VISCO JET® diameter ratio ( $d_2/d_1$ ): 0.4 - 0.6


#### Circumferential speed

- 3 - 15 m/sec: Radial Flow Impeller
- 2 - 5 m/sec: VISCO JET®, Blade and Anchor-Type Impeller



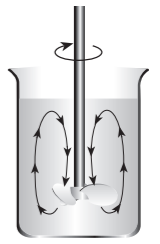
### Blade and Half-Moon Impeller




- These impellers are recommended for applications which require average speed
- Models BR 12, BR 14 and HR 18 come with collapsible blade for narrow neck vessels
- For mixing tasks with little or average viscosity

Type	Blade size [mm]	Material	Length [mm]	Shaft dia. [mm]	P/N
	BR 10 Cross-Blade Impeller 50 x 12	stainless steel AISI 316Ti	400	8	509-10000-00
	BR 11 Straight-Blade Impeller 50 x 12	stainless steel AISI 316Ti	400	8	509-11000-00
	BR 12 Pivoting-Blade Impeller 60 x 15	stainless steel AISI 316Ti	400	8	509-12000-00
	BR 13 Square-Blade Impeller 70 x 70	stainless steel AISI 316Ti	450	8	509-13000-00
	BR 14 Collapsible-Blade Impeller 90 x 10	stainless steel AISI 316Ti	400	8	509-14000-00
	HR 18 Half-Moon Impeller 65 x 18 x 3	PTFE	350	8	509-18000-00

### Propeller-Type Impeller

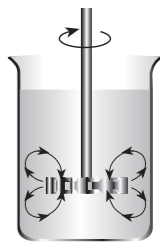
- These impellers are recommended for applications which require average or high speed
- Excellent mixing properties for homogenization and suspensions
- For mixing tasks with medium or high viscosity
- These models create an axial flow




Type	Prop. dia. [mm]	Material	Length [mm]	Shaft dia. [mm]	P/N
	PR 39 Pitched-Blade Impeller 75	PTFE	350	8	509-39000-00
	PR 30 Pitched-Blade Impeller 58	stainless steel AISI 316Ti	400	8	509-30000-00
	PR 31 Ringed Propeller 33	stainless steel	400	8	509-31000-00
	PR 32 Ringed Propeller 45	AISI 316Ti	400	8	509-32000-00
	PR 33 Ringed Propeller 66		400	8	509-33000-00

### Radial-Flow Impeller

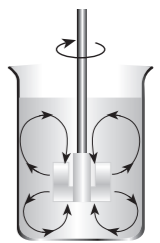
- These impellers are recommended for applications which require average speed
- Ideal for gasging of liquids
- For mixing tasks with little or average viscosity up to < 500 mPa s
- These impellers create a radial flow




Type	Ø Turbine size [mm]	Material	Length [mm]	Shaft dia. [mm]	P/N
	TR 20 Radial-Flow Impeller 29	stainless steel AISI 316Ti	400	8	509-20000-00
	TR 21 Radial-Flow Impeller 50	stainless steel AISI 316Ti	400	8	509-21000-00

### Anchor-Type Impeller

- These impellers are recommended for applications which require a low speed
- For mixing tasks with medium or high viscosity



Type	Blade size [mm]	Material	Length [mm]	Shaft dia. [mm]	P/N
	AR 19 Anchor-Type Impeller 60 x 40 x 5	PTFE	350	8	509-19000-00

## ➤ VISCO JET® Impellers

### The all-rounder for thick and thin

- **Reduce your process times** significantly while performing the best mixing results ever
- **One system for literally all mixing tasks** for low to high-viscosity media
- **The turbulent flow** which is created by a special cone principle even at low speeds is **unique to the VISCO JET®**
- Even with high-viscosity media and gels which naturally do not mix when common impellers are used you will observe an immediate flow through the entire beaker
- This technology allows for **de-gassing of gels** while preventing air intake and foaming



Type	Ø [mm]	Material	Length [mm]	Shaft dia. [mm]	Speed range [rpm]	For vessel dia. (mm)	P/N
VISCO JET® - 60*	60	stainless steel AISI 316Ti	500	10	200 - 800	80 - 150	509-16060-00
VISCO JET® - 80*	80	stainless steel AISI 316Ti	500	10	200 - 700	115 - 200	509-16080-00
VISCO JET® - 80*	80	impeller: plastic (POM) hub: brass shaft: polyamide-coated	500	10	200 - 700	115 - 200	509-16081-00
VISCO JET® - 120*	120	stainless steel AISI 316Ti	500	10	120 - 500	170 - 300	509-16120-00
VISCO JET® - 120*	120	impeller: plastic (POM) hub: brass shaft: polyamide-coated	500	10	120 - 500	170 - 300	509-16121-00
VISCO JET® CRACK - 80*	80	stainless steel AISI 316Ti	500	10	200 - 700	115 - 200	509-17080-00
VISCO JET® CRACK - 120*	120	stainless steel AISI 316Ti	500	10	120 - 500	170 - 300	509-17120-00

\* A shaft is included as a standard

**VISCO JET® - CRACK**  
stainless steel



**VISCO JET® - 60 mm**  
stainless steel



**VISCO JET® - 80 mm**  
plastic (POM)



**VISCO JET® - 120 mm**  
stainless steel



### Application examples

The **only impeller world wide** capable of completely mixing larger quantities of high-viscosity liquids and gels

#### Fields of use:

Beverage production, dairy products, food, sugar & candy production, chemistry/petro chemistry, ceramics, water treatment, cosmetics, colorant/paint production and paper manufacture, etc.

### Principle of functionality

The VISCO JET® Mixing System from VISCO JET Rührsysteme GmbH is the result of the so-called cone principle.

Turbulent flows are created at the taper end by acceleration, displacement and retardation. These flows advance through the stirred medium and result in the new dynamic mixing motion

## ➤ Accessories



### Universal stand S2

- Stand tube Ø: 25 mm
- Length: 700 mm
- Weight: 5.8 kg

P/N 570-12000-00



### Stand S2 XXL

- Stand tube Ø: 25 mm
- Length: 1,000 mm
- Weight: 6.0 kg

P/N 570-12200-00



### Telescope stand

- Stand tube Ø: 32 mm
- Adjustable length: 725 - 1,025 mm
- Weight: 7.7 kg

P/N 570-12100-00



### Clamp

- For stand S2, S2 XXL and telescope stand
- Ø 13-32 mm

P/N 570-22000-00



### Flex-coupling

- Includes clamping stud for stirrer shaft
- Accepts Ø 10 mm shafts

P/N 509-03000-00



### Shaft guard

- Material: PMMA
- Adjusts between 187 mm and 312 mm

P/N 509-08100-00



### Flexible shaft

- Comes with chuck

P/N 509-07000-00



### Stirrer guide (NS 29/32)

- PTFE with adjustable seal
- Accepts Ø 8 mm shafts

P/N 509-09000-00

## ➤ RZR 1



**RZR 1**  
P/N 501-11000-00

### For simple mixing tasks

For media up to 40,000 mPa s and volumes up to 20 liters

The RZR 1 is suitable for torque up to 100 Ncm at a power of 18 W

Slim design fits nicely into your research environment

A manual scale for speed adjustments from 35 - 2,200 rpm

A 2-gear stage design allows for high torque at various speeds and provides excellent mixing in short times



## Technical Specifications - Overhead Stirrers

Model	RZR 1	Hei-TORQUE Value 100	Hei-TORQUE Value 200	Hei-TORQUE Value 400	Hei-TORQUE Precision 100	Hei-TORQUE Precision 200	Hei-TORQUE Precision 400
P/N (230 V)	501-11000-00	501-61010-00	501-62010-00	501-64010-00	501-61020-00	501-62020-00	501-64020-00
Power rating, motor input/output (W)	77/18	90/50	120/80	150/90	90/50	120/80	150/90
Number of speed gears	2	1	1	2	1	1	2
Speed range (rpm)	35 – 250 280 – 2,200	10 – 2,000	10 – 2,000	10 – 400 200 – 2,000	10 – 2,000	10 – 2,000	10 – 400 200 – 2,000
Speed indicator	scale	digital monochrom 2.4"	digital monochrom 2.4"	digital monochrom 2.4"	digital color 3.2"	digital color 3.2"	digital color 3.2"
Speed control	mechanic	electronic	electronic	electronic	electronic	electronic	electronic
Torque, maximum (Ncm)	100	100	200	400	100	200	400
Torque indicator	–	symbol	symbol	symbol	precise value	precise value	precise value
Overheat protection	automatic cut-out	automatic cut-out	automatic cut-out	automatic cut-out	automatic cut-out	automatic cut-out	automatic cut-out
Motor protection	KTY temperature control software	KTY temperature control software	KTY temperature control software	KTY Temperaturüberwachung Software	KTY temperature control software	KTY temperature control software	KTY temperature control software
Viscosity, max. (mPa s)	40,000	60,000	100,000	250,000	60,000	100,000	250,000
Stirring cap. (H <sub>2</sub> O), max. (l)	20	50	50	100	50	50	100
Analog / digital interface	–	–	–	–	USB	USB	USB
Admissible session	continuous operation	continuous operation	continuous operation	continuous operation	continuous operation	continuous operation	continuous operation
Counter/Timer	–	–	–	–	yes	yes	yes
Shaft diameter, max. (mm)	8	2.5 - 12.5	2.5 - 12.5	2.5 - 12.5	2.5 - 12.5	2.5 - 12.5	2.5 - 12.5
Ambient temperature range	0 – 40 °C 95 %, no condensation	5 °C - 31 °C at 80 % rel. humidity, 32 °C - 40 °C linearly increasing to 50 % relative humidity	5 °C - 31 °C at 80 % rel. humidity, 32 °C - 40 °C linearly increasing to 50 % relative humidity	5 °C - 31 °C at 80 % rel. humidity, 32 °C - 40 °C linearly increasing to 50 % relative humidity	5 °C - 31 °C at 80 % rel. humidity, 32 °C - 40 °C linearly increasing to 50 % relative humidity	5 °C - 31 °C at 80 % rel. humidity, 32 °C - 40 °C linearly increasing to 50 % relative humidity	5 °C - 31 °C at 80 % rel. humidity, 32 °C - 40 °C linearly increasing to 50 % relative humidity
Dimensions (wxhxd) (mm)	71 x 250 x 172	86 x 257 x 241	86 x 257 x 241	93 x 257 x 241	86 x 273 x 241	86 x 273 x 241	93 x 273 x 241
Stay bar size (dia. x l) (mm)	13 x 300	13 x 160	13 x 160	13 x 160	13 x 160	13 x 160	13 x 160
Weight (kg)	2.7	4.1	5.0	5.2	4.1	5.0	5.2
Protection class (DIN EN 60529)	IP 20	IP 54	IP 54	IP 54	IP 54	IP 54	IP 54

Standard supply voltage: 230 V - other voltages upon request, please specify for order

# Certificate

To confirm the ability for  
continuous operation  
of the Hei-TORQUE series Overhead Stirrers


The Hei-TORQUE series Overhead Stirrers feature overtemperature safety circuits according to DIN EN 61010-1:2001 and DIN EN 61010-2-010:2003 and therefore is designed for continuous operation.

This statement is made under the precondition that all units are operated in accordance with the operation manual and in accordance with good practice standards for safety in laboratories, rules for accident preventions, and compliance with directions on hazardous materials.

Schwabach, January 2015



i. V. Kurt Jelinek  
Development & Production Manager



i. V. Andrea Nijßbeck  
Quality Control Manager



**Heidolph Instruments GmbH & Co. KG**

Walpersdorfer Str. 12 • 9126 Schwabach/Germany  
Phone +49 9122/9920-19 • Fax +49 9122/9920-65  
Carina.Wagner@heidolph.de • www.heidolph.com

 **heidolph**  
*research made easy*